

**Commitments of Traders Index-01.ex4**  
**Commitments of Traders Net Positions-01.ex4**  
**Commitments of Traders Open Interest-01.ex4**

User Guide  
Installation Guide  
Version 1.3

September 2006  
© Copyright [www.COT4MetaTrader.com](http://www.COT4MetaTrader.com), 2006

## Disclaimer

The products referenced in this document are provided on [www.COT4Metatrader.com](http://www.COT4Metatrader.com) are analytical tools only, and are not intended to replace individual research or licensed investment advice. Unique experiences and past performance do not guarantee future results.

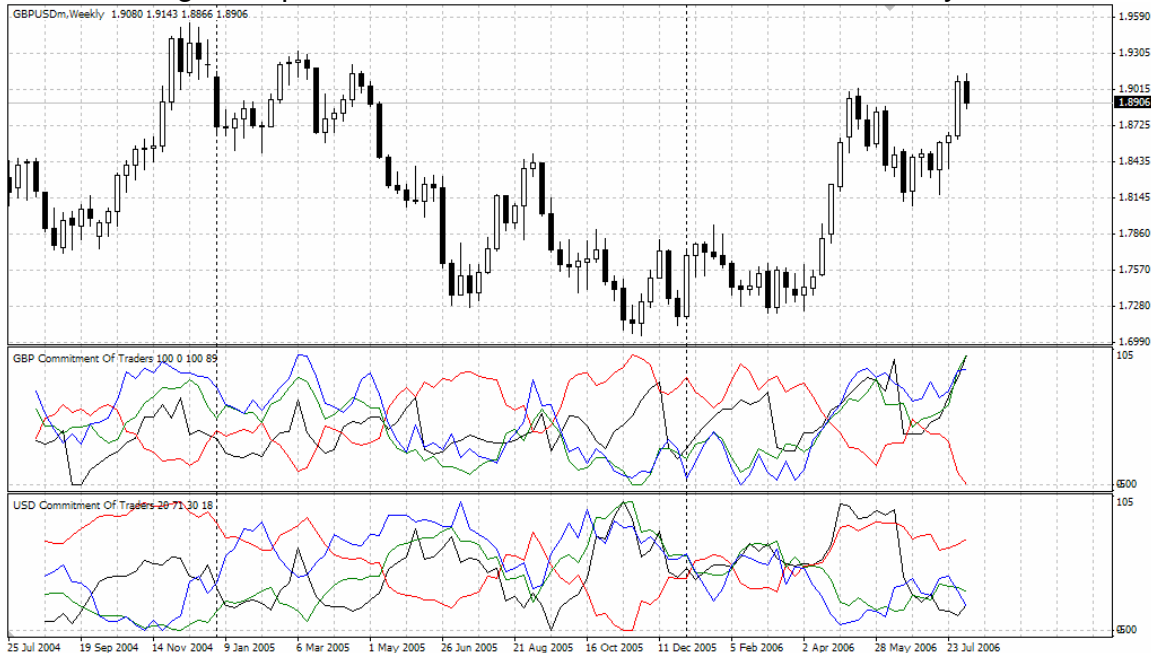
Trading currencies involves substantial risk, and there is always the potential for loss. Your trading results may vary. No representation is being made that these products, and any associated advice or training, will guarantee profits, or not result in losses from trading. Neither the products, any explanation or demonstration of their operation should be construed as providing a trade recommendation or the giving of investment advice. The purchase, sale or advice regarding a currency can only be performed by a licensed Broker/Dealer. Neither [www.COT4Metatrader.com](http://www.COT4Metatrader.com), nor any of my affiliates or associates involved in the production and maintenance of these products or this site, is a registered Broker/Dealer or Investment Advisor in any State or Federally-sanctioned jurisdiction. All purchasers of products referenced at this site are encouraged to consult with a licensed representative of their choice regarding any particular trade or trading strategy.

## Introduction

Commitments of Traders Index-01.ex4  
Commitments of Traders Net Positions-01.ex4  
Commitments of Traders Open Interest-01.ex4

displays Commitments of Traders data on the MetaTrader 4 platform.

The following example is the British Pound data shown on a weekly chart



The indicators display data regarding the commercial, non-commercial (sometimes referred to as speculators) and non-reportable (sometimes referred to as small) positions.

On the above chart, the Index indicator is shown twice, showing both the futures positions on the GB Pound and the positions of traders on the US Dollar, both as an Index.

Three indicators are provided:

### **Commitments of Traders Index-01.ex4**

The Index indicator displays the net positions as an Index from 0 to 100. ) represents the time when traders were most short and 100 represents the time when traders were most long.

This indicator also shows an index of the total number of open positions.

**Commitments of Traders Net Positions-01.ex4**

The Net Positions Indicator shows the actual number of net positions and the scale varies depending upon the highest and lowest. The Net position will be negative when the traders have more short positions than long positions.

**Commitments of Traders Open Interest-01.ex4**

Finally, the third indicator shows the Open Interest for both Long and Short positions for each of the three types of trading groups.

## General Features

These Indicators provide the following features:

- Commercial Interest
- Non-Commercial (or speculative) interest
- Non-reportable (or small trader) interest
- Open Interest
- Works on all timeframes up to and including weekly
- Shows the futures positions for the following currencies on the indicated charts
  - GB Pound (GBPUSD)
  - Euro (EURUSD)
  - Australian Dollar (AUDUSD)
  - Swiss Franc (USDCHF)
  - Japanese Yen (USDJPY)
  - Canadian Dollar (USDCAD)
  - Mexican Peso (USDMXN)
- Shows the futures positions for the US Dollar on any USDxxx or xxxUSD chart.
- Can be used within your own Custom Indicators or within Expert Advisors to develop automated trading strategies.
- Historic COT data is provided from August 2004 to present time.

As well as displaying the data on the chart, if you open the Data window (Ctrl-D) in MetaTrader, you will see the values of the data displayed clearly. The following example is for the Commitments of Traders Index-01 indicator.

GBPUSD, Weekly	
Date	2004.09.26
Open	1.8062
High	1.8166
Low	1.7927
Close	1.7984
Volume	39958

Indicator window 1	
Open Interest	11
Commercial	47
Non-Commercial	55
Non-Reportable	47

## Installation from ZIP file

1. Download the COT4MetaTrader.zip file from [www.cot4metatrader.com](http://www.cot4metatrader.com). Follow the Downloads link.
2. Unzip the files to the following locations using your favourite zip program (such as Winzip available from [www.winzip.com](http://www.winzip.com))

File	Location
Commitments of Traders Index-01.ex4 Commitments of Traders Net Positions-01.ex4 Commitments of Traders Open Interest-01.ex4	C:\Program Files\<broker>\experts\indicators  For example: C:\Program Files\Interbank FX Trader 4\experts\indicators
COT4MetaTrader.bin  <b>Note that if you are a subscriber to the data feed, then do not replace the COT4MetaTrader.bin file that is emailed to you with the one that is on the web site.</b>	C:\Program Files\<broker>\experts\files  For example: C:\Program Files\Interbank FX Trader 4\experts\files

Substitute <broker> for the location where you installed your broker's platform. The example given is the default location for InterBank FX. If you use a different broker or installed the application into another location, you must substitute the location where the brokers platform is installed. Contact your broker for assistance.

3. Stop and restart your MetaTrader4 platform.
4. Installation is complete.

## Installation from separate files

1. Download each of the following files from [www.cot4metatrader.com](http://www.cot4metatrader.com).  
Follow the Downloads link.

If using Internet Explorer, right click on each file on our download page and select the "Save Target As" option.

IF using Mozilla's Firefox, right click on each file on our download page and select the "Save File As" option.

File	Location
Commitments of Traders Index-01.ex4 Commitments of Traders Net Positions-01.ex4 Commitments of Traders Open Interest-01.ex4	C:\Program Files\<broker>\experts\indicators  For example: C:\Program Files\Interbank FX Trader 4\experts\indicators
COT4Metatrader.bin  <i>Note that if you are a subscriber to the data feed, then do not replace the COT4MetaTrader.bin file that is emailed to you with the one that is on the web site.</i>	C:\Program Files\<broker>\experts\files  For example: C:\Program Files\Interbank FX Trader 4\experts\files

Substitute <broker> for the location where you installed your broker's platform. The example given is the default location for InterBank FX. If you use a different broker or installed the application into another location, you must substitute the location where the broker's platform is installed. Contact your broker for assistance.

2. Stop and restart your MetaTrader4 platform.
3. Installation is complete

## Upgrading from an earlier version

If you are installing COT4metaTrader for the first time then you can ignore this section.

If you are upgrading then please remove the following files from your system:

File	Location
Commitments of Traders-01.ex4 Commitments of Traders-01.mq4 Commitments of Traders-02.ex4 Commitments of Traders-02.mq4	C:\Program Files\<broker>\experts\indicators  For example: C:\Program Files\Interbank FX Trader 4\experts\indicators
COT.csv	C:\Program Files\<broker>\experts\files  For example: C:\Program Files\Interbank FX Trader 4\experts\files

Substitute <broker> for the location where you installed your broker's platform. The example given is the default location for InterBank FX. If you use a different broker or installed the application into another location, you must substitute the location where the broker's platform is installed. Contact your broker for assistance.



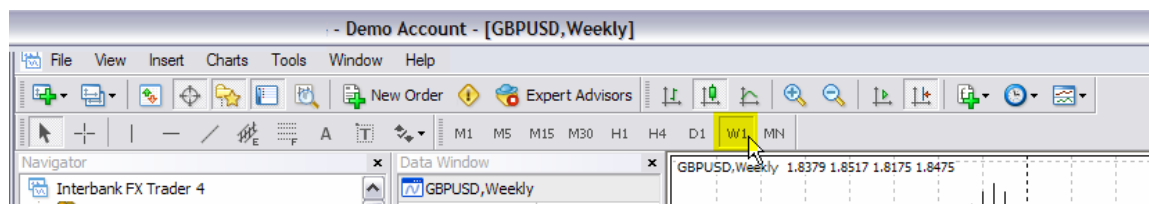
## Using the Commitments of Traders Indicators

1. Open a chart for one of the following currencies:

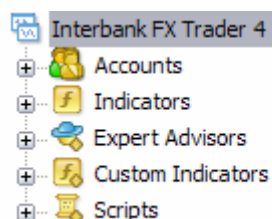
- a. GBPUSD
- b. EURUSD
- c. AUDUSD
- d. USDCHF
- e. USDJPY
- f. USDCAD
- g. USDMXN

Note that if the currency pair is not supported on your broker then you can not use the Commitment of Traders-02.mq4 program on that currency pair.

2. Select Timeframe to be weekly by pushing the W1 button on the toolbar.



3. Open the Navigator by pressing Ctrl-N or selecting the Navigator option off the View menu:



Commitments of Traders suite from  
[www.COT4metaTrader.com](http://www.COT4metaTrader.com)

4. Click on the + next to the Custom Indicators to expand the list of available Custom Indicators:

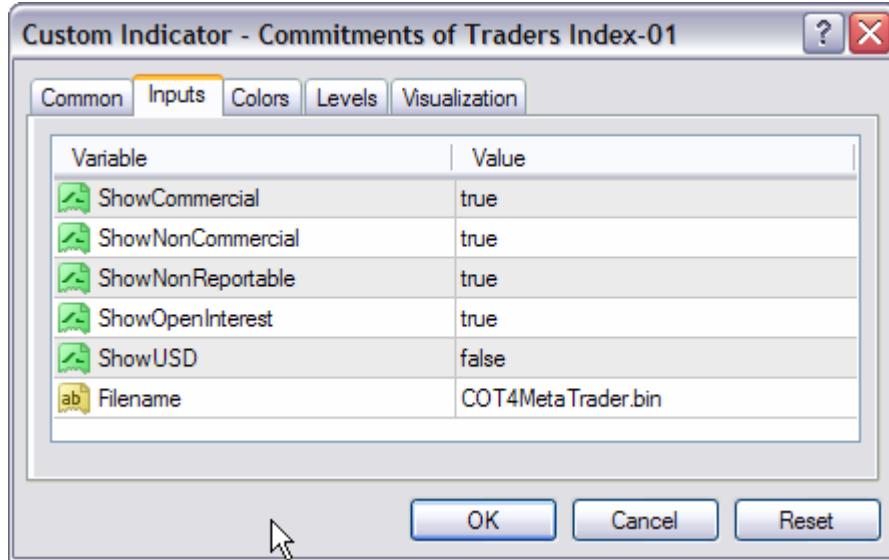


5. Look for the Commitments of Traders indicator that you wish to apply to your chart (highlighted above) and drag and drop it onto your open chart.
6. If you want to show both USD index and the specific currency index then you will need to add the indicator to the chart twice.

Use the **ShowUSD** option set to *true* to display the USD index. Set it to *false* to show the other currency of the USDxxx/xxxUSD currency pair.

## Configuring Commitments of Traders Index-01

When you place the indicator on your chart, you are presented with options:



### **ShowCommercial** – *true* or *false*

**True** shows the index of commercial positions. Commercial positions are sometimes referred to as “The Big Dogs”.

**False** do not show the index of commercial positions.

By default the commercial index is shown as a **red line**.

### **ShowNonCommercial** – *true* or *false*

**True** shows the index of non-commercial positions. Non-Commercial positions are sometimes referred to as “speculators”.

**False** do not show the index of non-commercial positions.

By default the non-commercial index is shown as a **Green line**.

### **ShowNonReportable** – *true* or *false*

**True** shows the index of non-reportable positions. Non-reportable positions are sometimes referred to as “small”.

**False** do not show the index of non-reportable positions.

By default the non-reportable index is shown as a **Blue line**.

**ShowOpenInterest** – *true* or *false*

**True** shows the Total Open Interest. Open Interest is the total volume of open futures contracts.

**False** do not show the index of Open Interest.

By default the commercial positions are show as a **Black line**.

**ShowUSD** – *true* or *false*

**True** shows the futures positions for the US Dollar positions. When you specify true, this indicator will only work on a currency pair containing the USD, i.e. USDxxx or xxxUSD.

**False** do not show the index of US Dollar positions. When you specify False, this indicator will only work on the following currency pairs:

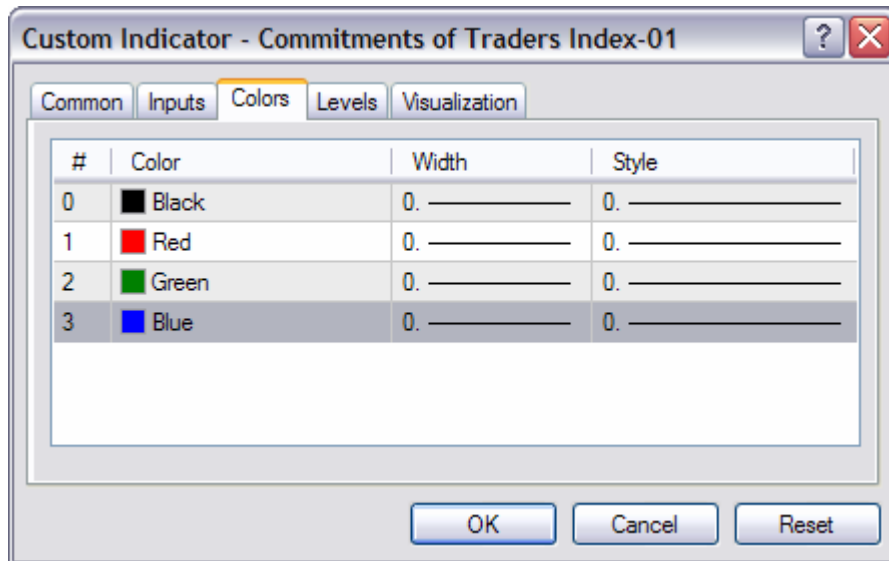
- a. GBPUSD
- b. EURUSD
- c. AUDUSD
- d. USDCHF
- e. USDJPY
- f. USDCAD
- g. USDMXN

**Filename**

Enter the file name of the COT file. This is distributed as COT4Metatrader.bin. If you rename the file (not recommended) then you must change this value.

**Colors and line styles**

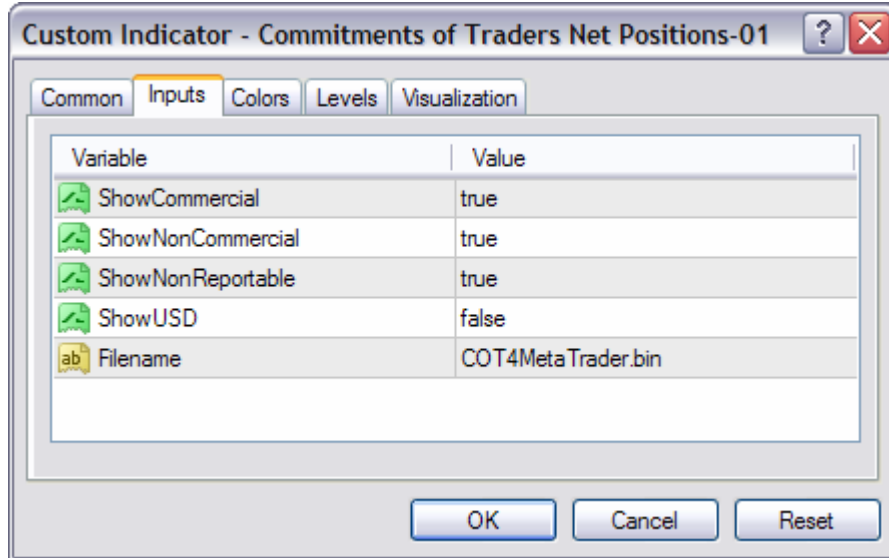
To change the colors, line styles or widths, when you add the Commitments of Traders Index-01 indicator to your charts, click on the Colors tab:



- 0 – Black – Open Interest
- 1 – Red – Commercial
- 2 – Green – Non-Commercial
- 3 – Blue – Non-reportable

## Configuring Commitments of Traders Net Positions-01

When you place the indicator on your chart, you are presented with options:



### **ShowCommercial** – *true* or *false*

**True** shows the net positions of commercial traders. Commercial positions are sometimes referred to as “The Big Dogs”.

**False** do not show the net positions of commercial traders.

By default the commercial positions are show as a **red line**.

### **ShowNonCommercial** – *true* or *false*

**True** shows the net positions of non-commercial traders. Non-Commercial positions are sometimes referred to as “speculators”.

**False** do not show the net positions of non-commercial traders.

By default the non-commercial positions are show as a **Green line**.

### **ShowNonReportable** – *true* or *false*

**True** shows the net positions of non-reportable traders. Non-reportable positions are sometimes referred to as “small”.

**False** do not show the net positions of non-reportable traders.

By default the non-reportable positions are show as a **Blue line**.

### ShowUSD – true or false

**True** shows the futures positions for the US Dollar positions. When you specify true, this indicator will only work on a currency pair containing the USD, i.e. USDxxx or xxxUSD.

**False** do not show the index of US Dollar positions. When you specify False, this indicator will only work on the following currency pairs:

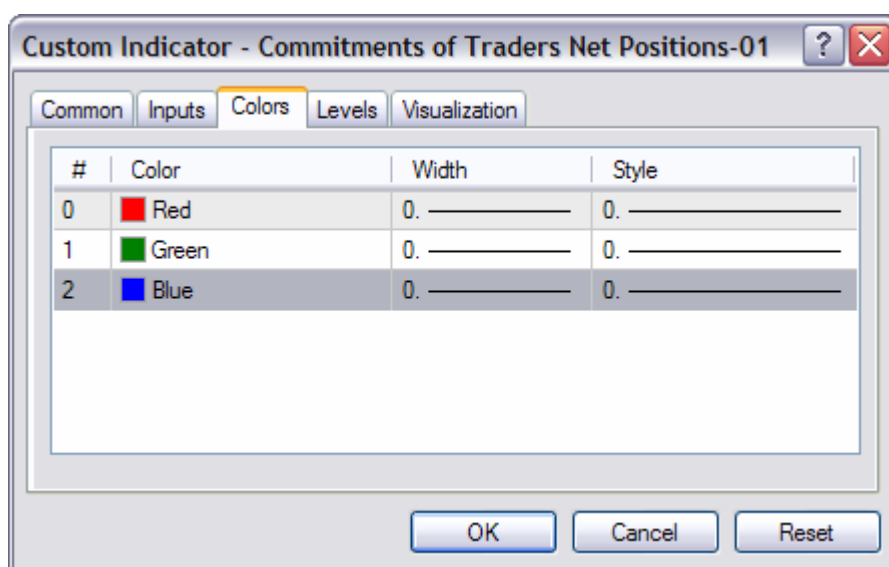
- h. GBPUSD
- i. EURUSD
- j. AUDUSD
- k. USDCHF
- l. USDJPY
- m. USDCAD
- n. USDMXN

### Filename

Enter the file name of the COT file. This is distributed as COT4Metatrader.bin. If you rename the file (not recommended) then you must change this value.

### Colors and line styles

To change the colors, line styles or widths, when you add the Commitments of Traders Index-01 indicator to your charts, click on the Colors tab:



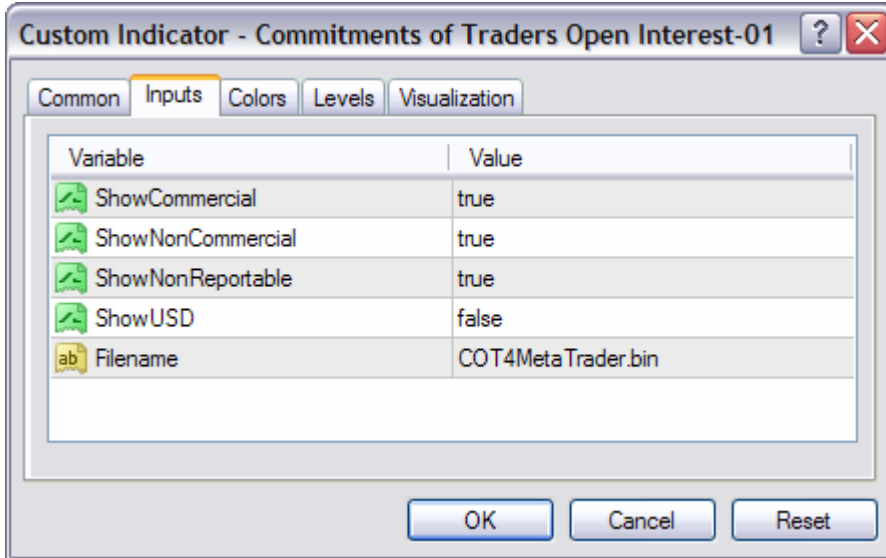
Commitments of Traders suite from  
[www.COT4metaTrader.com](http://www.COT4metaTrader.com)

- 0 – Red – Commercial
- 1 – Green – Non-Commercial
- 2 – Blue – Non-reportable



## Configuring Commitments of Open Interest-01

When you place the indicator on your chart, you are presented with options:



### ShowCommercial – *true* or *false*

**True** shows the long and short Open Interest of commercial traders. Commercial traders are sometimes referred to as “The Big Dogs”.

**False** do not show the Open Interest of commercial traders.

By default the commercial Open Interest is shown as a **red line**. Solid for the Long positions and Dotted for the Short.

### ShowNonCommercial – *true* or *false*

**True** shows the the long and short Open Interest of non-commercial traders. Non-Commercial traders are sometimes referred to as “speculators”.

**False** do not show the Open Interest of non-commercial traders.

By default the non-commercial Open Interest is shown as a **Green line**. Solid for the Long positions and Dotted for the Short.

### ShowNonReportable – *true* or *false*

**True** shows the long and short Open Interest of non-reportable positions. Non-reportable traders are sometimes referred to as “small”.

**False** do not show the Open Interest of non-reportable traders.

By default the non-reportable Open Interest is shown as a **Blue line**. Solid for the Long positions and Dotted for the Short.

#### **ShowUSD – true or false**

**True** shows the futures positions for the US Dollar positions. When you specify true, this indicator will only work on a currency pair containing the USD, i.e. USDxxx or xxxUSD.

**False** do not show the index of US Dollar positions. When you specify False, this indicator will only work on the following currency pairs:

- o. GBPUSD
- p. EURUSD
- q. AUDUSD
- r. USDCHF
- s. USDJPY
- t. USDCAD
- u. USDMXN

#### **Filename**

Enter the file name of the COT file. This is distributed as COT4Metatrader.bin. If you rename the file (not recommended) then you must change this value.

#### **Colors and line styles**

To change the colors, line styles or widths, when you add the Commitments of Traders Open Interest-01 indicator to your charts, click on the Colors tab:



- 0 – Red Solid – Commercial Long
- 1 – Red Dot – Commercial Short
- 2 – Green Solid – Non-Commercial Long
- 3 – Green Dot – Non-Commercial Short
- 4 – Blue Solid – Non-reportable Long
- 5 – Blue Dot – Non-reportable Short

## Refreshing the COT data

If you subscribe to the COT4MetaTrader.com data feed then you will receive a replacement COT4metaTrader.bin file each week.

1. Using your email client, detach the attached file called COT4metaTrader.bin and save it in the following location

**C:\Program Files\<broker>\experts\files**

Substitute <broker> for the location where you installed your broker's platform. The example given is the default location for InterBank FX. If you use a different broker or installed the application into another location, you must substitute the location where the broker's platform is installed. Contact your broker for assistance.

If prompted you must replace the existing file with the new file you are receiving.

2. Stop and restart your MetaTrader 4 platform.