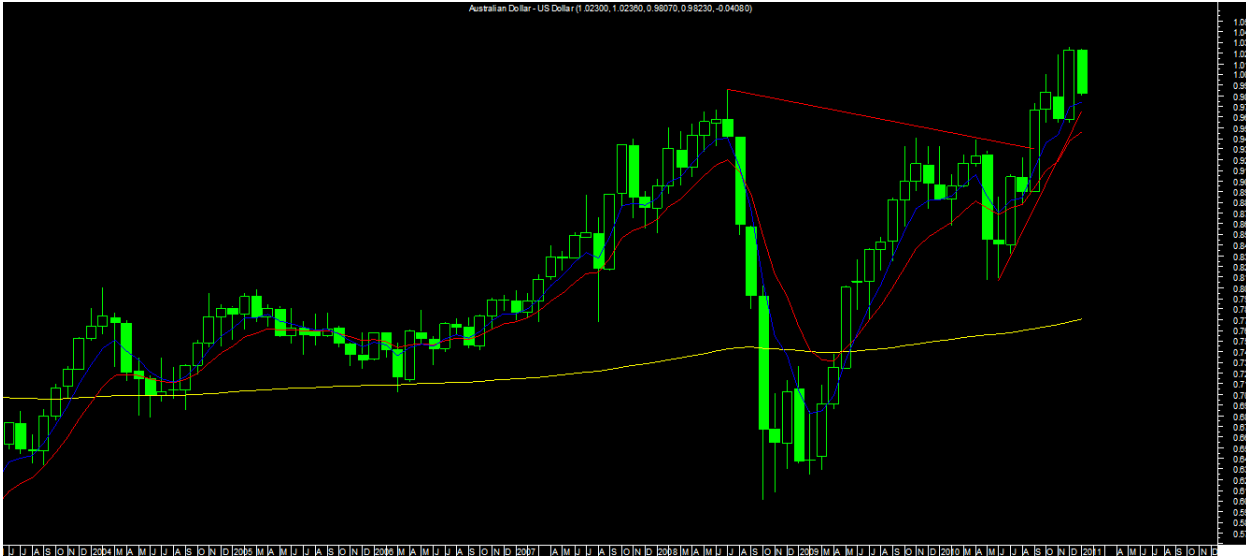


AUDUSD trade millipede

I will document here and update daily an equity millipede for AUDUSD.

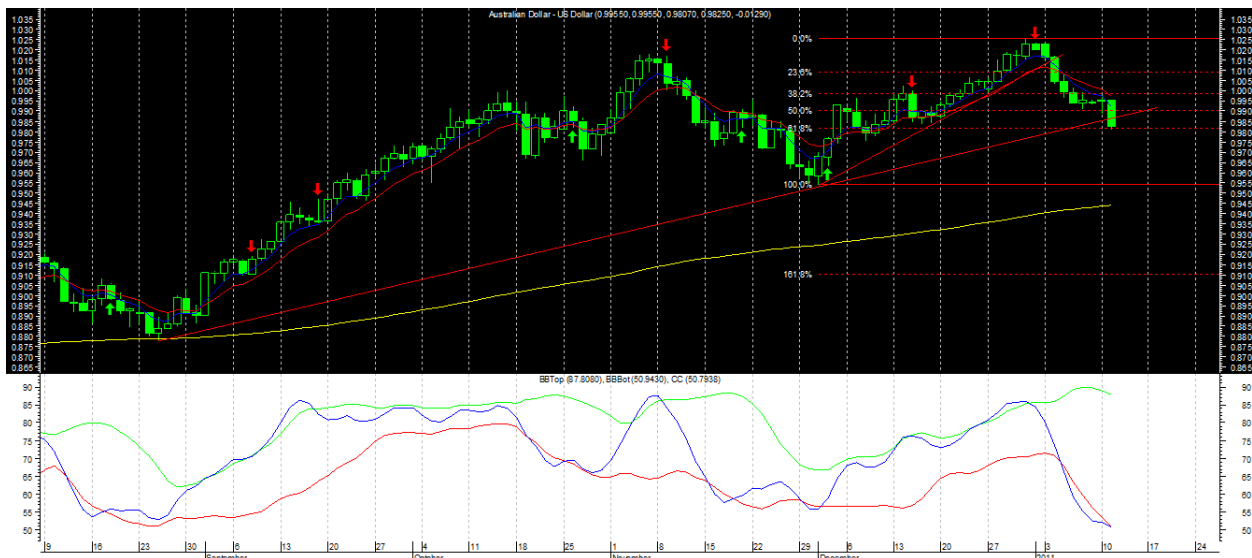
1/11/11



Monthly – overall uptrend



Weekly – uptrend, but recent TL break (fakeout???)



Daily – short term down, but above 200 ema, and 61% retrace of recent move. CC indicator almost a buy



Hourly – price near 161% fib extension; overall downtrend, but probably a good buy area because higher timeframes are trending up.

Plan – buy with SL below recent lows. Set alert for price > 0.989 to add to longs.

Fundamental news today:

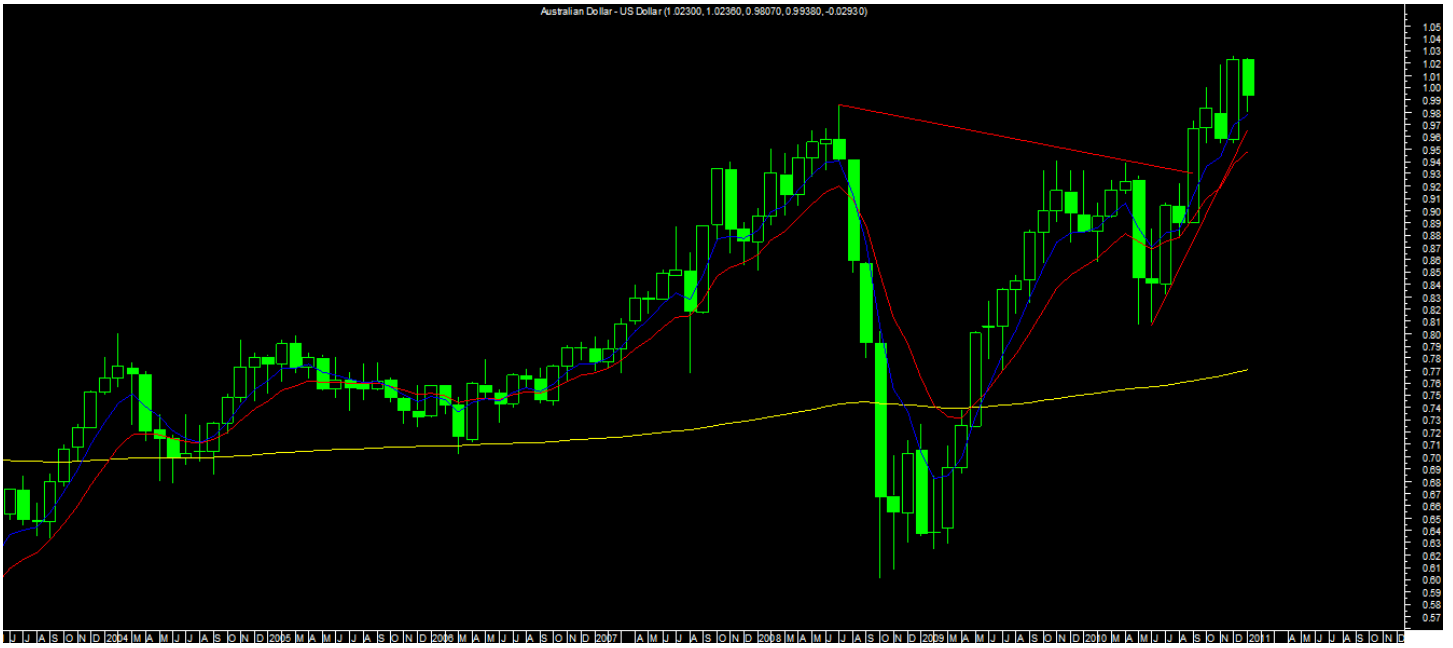
12:30am AUD Home Loans m/m 2.5% -1.2% POSITIVE

GDP cut to 3% from 3.3% for 2011 by Merrill Lynch NEGATIVE

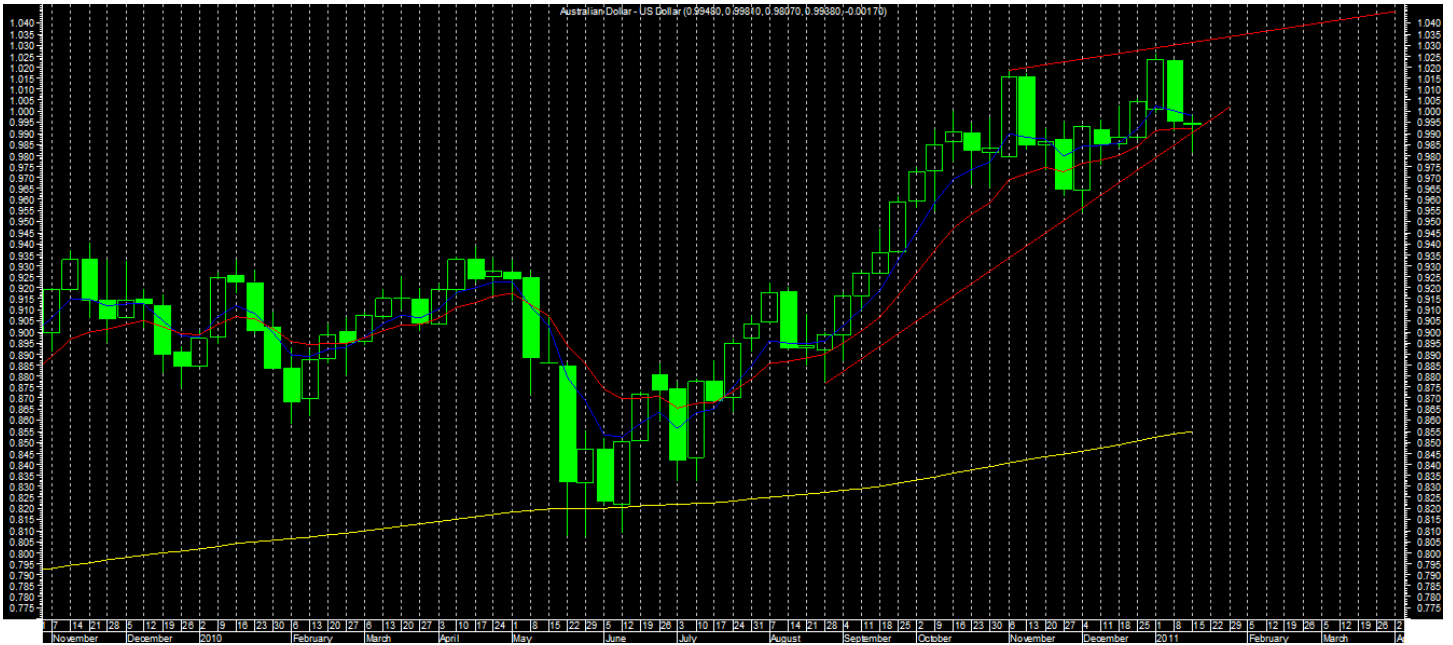
Recent price 0.9838

Date	B/S	Position	SL	Pips P/L
1/11/2011	Buy	0.98275	0.978	10.5
1/11/2011	Buy	0.98514	0.978	-13.4

1/12/11



Monthly – uptrend



Weekly – broke TL to run stops, now back above ...



Daily – broke TL to run stops; bounce off 61% retrace; CC buy signal soon ...



Hourly – just below 200 ema; CC buy signal

Plan – continue to add on dips, moving SL to breakeven.

Fundamental news today:

1:30pm	USD	Import Prices m/m	1.1%	1.3%	POSITIVE for AUDUSD
12:30am	AUD	Employment Change	2.3K	25.2K	NEGATIVE for AUDUSD
12:30am	AUD	Unemployment Rate	5.0%	5.1%	POSITIVE for AUDUSD

Recent price 0.995

Date	B/S	Position	SL	Pips P/L	
1/11/2011	Buy	0.98275	0.98275	122.5	SL b/e
1/11/2011	Buy	0.98514	0.98514	98.6	SL b/e
1/11/2011	Buy	0.98865	0.98865	63.5	SL b/e
1/12/2001	Buy	0.9915	0.9915	0	SL b/e stopped out b/e on 1/12
1/12/2001	Buy	0.99446	0.99	5.4	
TOTAL:				290	

Thoughts: I have almost 300 pips profit in 1 day ... its tempting to take profits ... price at 200 ema on hourly. Normally I would sell here, but I need to think of the bigger picture. If price hits 1.03 (I think its possible within a month or so), then I have almost 1700 pips just on current positions if nothing is stopped out. I will be adding though as it runs, so possibly much more ...