

TradingFinder > Education > Forex Education > Unicorn Trading Style (ICT Unicorn)

# Unicorn Trading Style (ICT Unicorn)

Categories: Forex Education ICT (Inner Circle Trader) Education

Article Level: Intermediate



Writer: Ram Nisha



Reviewer: Eda Kaya



Fact checker: Arjun Mandal



Modified: Jan 26, 2025

Comments: 0

Views: 1,666

7 Min

ICT Unicorn trading style is one of the advanced models in **ICT strategies**. It combines two key concepts of **Breaker Blocks** and **Fair Value Gaps (FVG)**.

This style helps to identify optimal areas for price direction changes.



ICT Unicorn Trading Strategy

To study and use the ICT Unicorn indicator, refer to the following links:

- ⚡ ICT Unicorn indicator for MetaTrader 4
- ⚡ ICT Unicorn indicator for MetaTrader 5
- ⚡ ICT Unicorn indicator for TradingView

## Key Concepts in the ICT Unicorn Style

⚡ **Breaker Block:** A **Breaker Block** represents broken **order blocks** that lead to **structural changes (MSS or CHoCH)** and **price direction shifts**. These areas are created when the price breaks through a significant level (**support** or **resistance**) and establishes a new trajectory;

⚡ **FVG (Fair Value Gap):** A Fair Value Gap is a region on the chart created due to rapid **price movements**, leaving gaps between candlesticks. These gaps reflect imbalances between supply and demand.

## What Are the Benefits of ICT Unicorn Style?

⚡ **High Precision:** Combining Breaker Blocks and FVGs provides effective signals to enter positions;

⚡ **Identifying Support and Resistance Levels:** This style helps to locate key **support** and **resistance** areas;

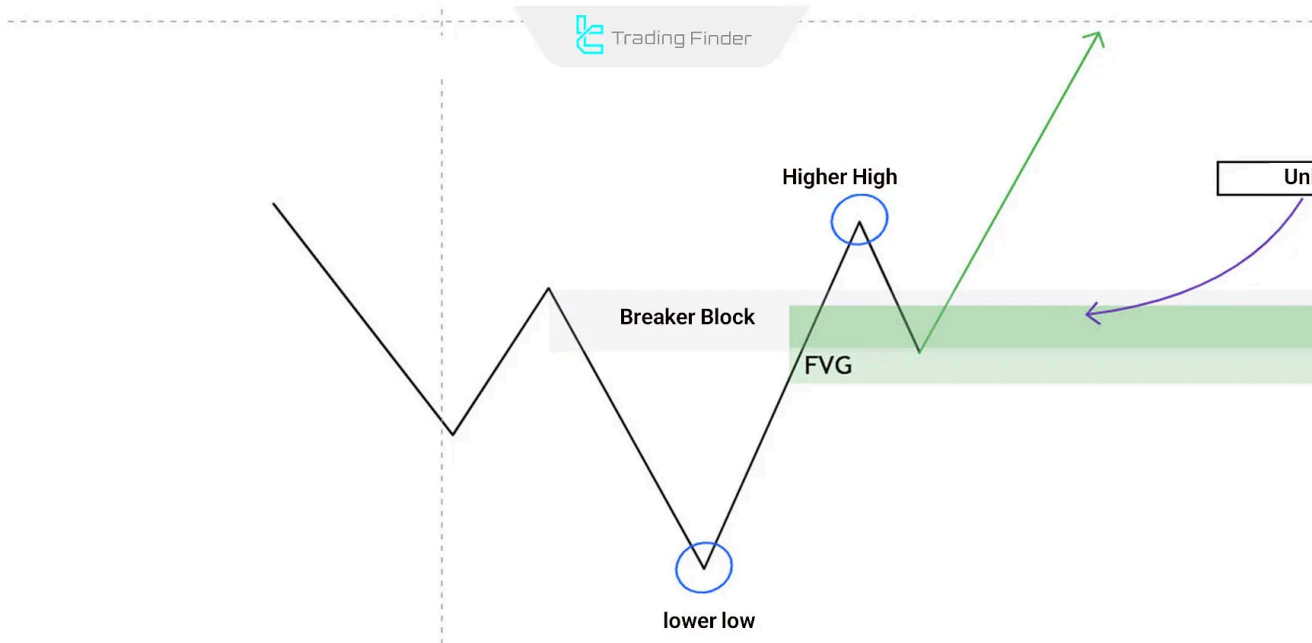
⚡ **Applicable to Various Markets:** ICT Unicorn model is effective in **forex, stocks, commodities**, and **cryptocurrencies**.

## Types of ICT Unicorn Models

ICT Unicorn style identifies **bullish** and **bearish** patterns in price movements. It is based on **liquidity** principles and **institutional order flow**.

### #1 Bullish Model

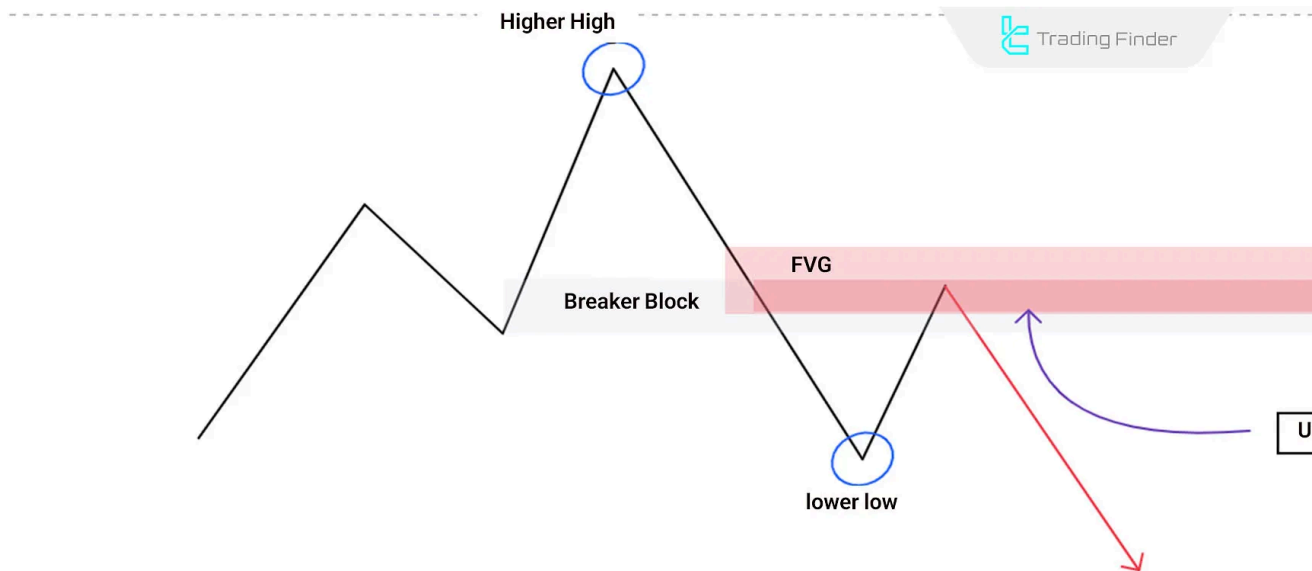
This pattern forms at the end of a bearish trend, starting with a **Lower Low (LL)** and a **Higher High (HH)**. In this scenario, a bullish Breaker Block overlaps with a bullish FVG.



Comprehensive schematic showcasing the ICT Unicorn Trading Style for bullish market movements and key reversal zones

## #2 Bearish Model

This pattern forms at the end of a bullish trend, starting with a **Higher High** and a **Lower Low**. In this scenario, a bearish Breaker Block overlaps with a bearish FVG.



An insightful schematic of the ICT Unicorn approach applied to bearish market conditions, focusing on precision and liquidity traps

## How to Identify the ICT Unicorn Model?

The ICT Unicorn pattern forms through the overlap of **Breaker Blocks** and **FVGs**.

This overlap creates a zone with a high probability of price reversal. Steps to Identify the ICT Unicorn:

1. **Break of structure** (high or low)
2. Formation of a Breaker Block
3. Overlap with FVG

## How to trade using the ICT Unicorn Style?

This style helps traders leverage market price movements with greater precision.

### #1 Focus on Timeframes

Start by identifying the **overall trend** and **key levels** on **higher timeframes** (e.g., 1-hour or daily); then determine **entry** and **exit** points on **lower** timeframes.


### #2 Identify Market Structure

Identify **liquidity points** (highs, lows, and gaps) and utilize order blocks to anticipate price reversal zones.

### #3 Entry and Exit Points

- ⚡ **Entry:** When the price approaches key areas like **order blocks** or **FVGs**;
- ⚡ **Exit:** Before the price reaches significant **resistance** or **support** levels.

#### You May Like :



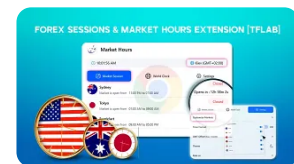
Stock Market  
Hours Tool [120+  
Markets]



Crypto Market  
Watch Bot [Mini  
App] for Telegram...



Forex Economic  
Calendar  
Extension - Forex...



Forex Sessions &  
Market Hours  
Extension-TFLab...

## Which Timeframes Are Best for the Unicorn Style?

Shorter timeframes are better for using Unicorn style. Therefore, timeframes of **15 minutes or less** are suitable for analysis and identifying entry points.

## Best Assets for the Unicorn Style

The ICT Unicorn pattern was introduced in 2022 and initially focused on **Dow Jones** and **Nasdaq indices**. Over time, its effectiveness in the forex market has been demonstrated, particularly in pairs like **EUR/USD** and **GBP/USD**.

Traders have also applied this model to metals **XAU/USD** (gold), **XAG/USD** (silver), and the dollar index, achieving remarkable results. Additionally, the Unicorn model has shown outstanding performance in the cryptocurrency market.

## Example of Buy Trades in Unicorn Style

When market structure changes and a **bullish Breaker Block** overlaps with a **bullish FVG**, it creates a suitable opportunity for a **buy** trade.

Upon the price returning to the bullish **FVG** zone, a buy position can be opened to reach significant **resistance** levels.

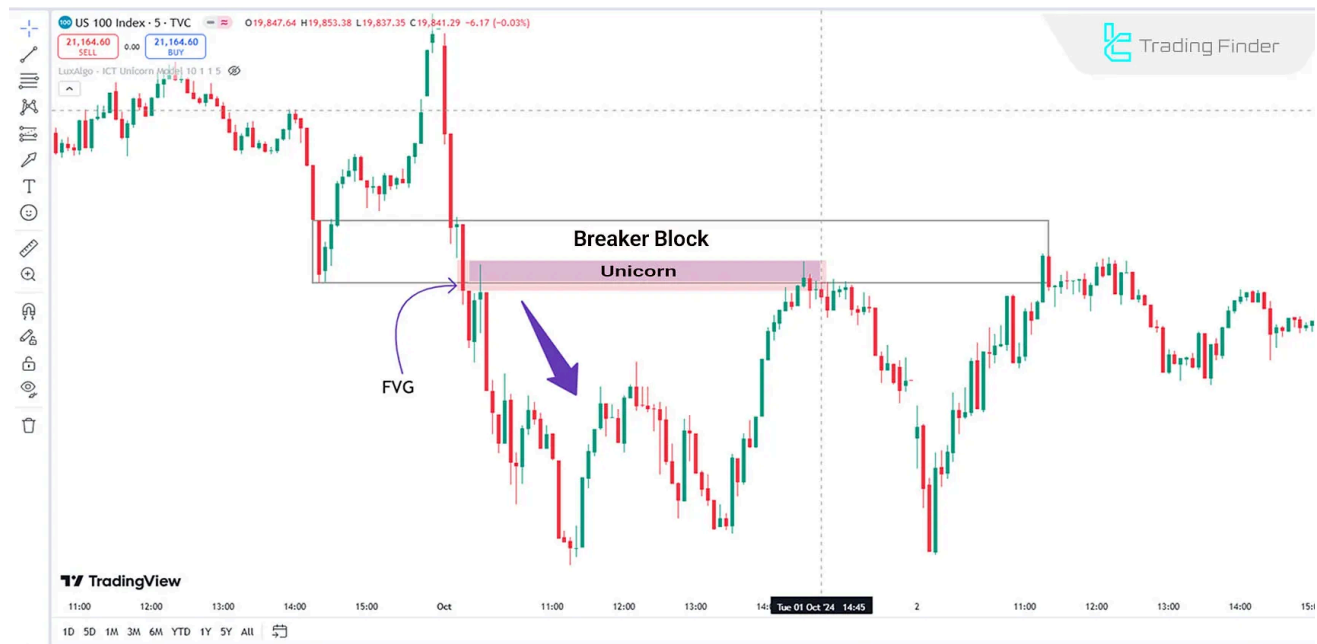


In this picture, ICT Unicorn Strategy is Applied in a Bullish Trend, Emphasizing Key Entry Points and Liquidity Zones.

## Example of Sell Trades in Unicorn Style

When market structure changes, and a **bearish Breaker Block** overlaps with a **bearish FVG**, it creates a suitable opportunity for a sell trade.

Upon the price returning to the bearish FVG zone, a sell position can be opened to reach significant support levels.



In the picture above, ICT Unicorn Strategy is Applied in a Bearish Trend, Emphasizing Key Entry Points and Liquidity Zone

## Conclusion

The **ICT Unicorn** is a popular strategy in trading. It is specifically designed to identify trading opportunities based on **liquidity**, **order blocks**, and **price action**.

This style is applicable to various assets, including **indices**, **forex**, **metals**, and **cryptocurrencies**. It focuses on **shorter timeframes** and precise **market structure** analysis.

## FAQs

In which markets can this style be used? v

The ICT Unicorn applies to various markets, including indices, forex, metals, and cryptocurrencies.

Is Unicorn suitable for beginner traders? v

The ICT Unicorn is an advanced style requiring a deep understanding of liquidity, order blocks, and multi-time frame analysis. It is therefore recommended for experienced traders.

What timeframes are suitable for this style? v

Shorter timeframes are good for entry and exit points, while longer ones help identify trends and key levels.

What is an Order Block, and how is it used? v

An Order Block represents a cluster of large orders and usually acts as a reversal or trend continuation point.

Why does this strategy focus on liquidity? v

Liquidity plays a key role in price movement; Its zones are often the site of significant price changes. ICT Unicorn leverages this concept to identify trading opportunities.



**3.7** From 5.0

(3)

Rate this post



**Table Of Content**



Key Concepts in the ICT Unicorn Style

What Are the Benefits of ICT Unicorn Style?

Types of ICT Unicorn Models v

#1 Bullish Model

## #2 Bearish Model

How to Identify the ICT Unicorn Model?

How to trade using the ICT Unicorn Style? ▼

Which Timeframes Are Best for the Unicorn Style?

Best Assets for the Unicorn Style

Example of Buy Trades in Unicorn Style

Example of Sell Trades in Unicorn Style

Conclusion

### Top Posts



#### What is an ICT Order Block and How to Trade It?

Ram Nisha | Dec 23, 2024

7,176 Views



#### Break of Structure (BOS) on ICT

Eda Kaya | Dec 22, 2024

7,126 Views

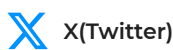


#### Turtle Soup Strategy from ICT Style

Arjun Mandal | Dec 23, 2024

7,068 Views

### Our Social Media



**MQ15** Mq15

**TV** TradingView

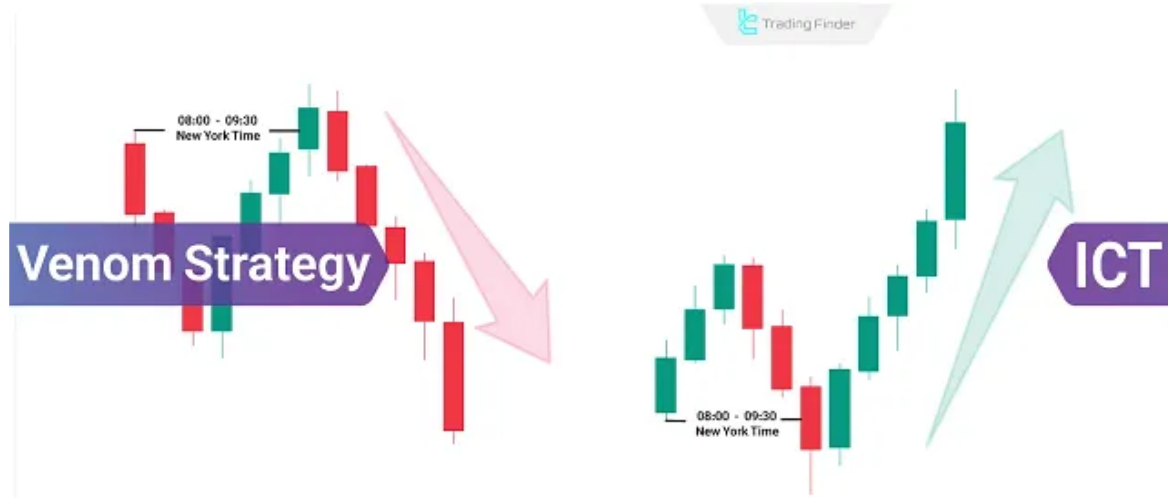
**f** Facebook

**Instagram**

**YouTube**

**Tik Tok**

### Latest Articles



#### Venom Strategy in ICT Style (Venom); Intraday Trading on US Stock Indices

Forex Education

Nino Gogochashvili | Jun 4, 2025

This graphic features three circular buttons labeled 'Algorithmic Copy Trading' (blue), 'Automated Copy Trading' (red), and 'Manual Copy Trading' (black). Below the buttons is a purple banner with the text 'What Is Copy Trading?'. A 'Trading Finder' logo is visible in the top right corner of the graphic.

# What Is Copy Trading? Difference Between Copy Trade, Social Trade & Mirror Trade

Forex Education

Nino Gogochashvili | Jun 3, 2025



Complete training in financial markets such as "Forex," "Stock Market," and "Cryptocurrencies" only becomes comprehensive with tested trading tools and strategies. "Trading Finder," with its experience, aids traders and investors in gaining a correct understanding and deep learning. The training programs are designed based on tools for traders of all levels, from "beginner to advanced."



English (EN)
▼

[About Us](#)

[Contact Us](#)

[Forex Methodology](#)

[Our Team](#)

[Jobs](#)

[Report a Bug](#)

[Advertisement](#)

[Affiliates](#)

[Our Scores](#)

Indicators & Oscillators

---

Products

---

Financial Market

Education

---

Trading Tools

---

Trading Tools

---

**Risk Disclosure:**

Participating in financial markets involves high risk, which can result in the loss of part

[Show More](#) 

**Disclaimer:**

[TradingFinder.com] assumes no responsibility for any potential losses or damages. All

[Show More](#) 

**Disclosure of revenues and advertisements:**

The "TradingFinder" platform offers various services, some of which, like introductions,

[Show More](#) 

[Privacy Policy](#)

[Risk Warning](#)

[Cookies Policy](#)

[Copyright and Idea Submissions](#)

[Terms and Conditions Agreement](#)

© 2025 TradingFinder, Inc. All rights reserved.