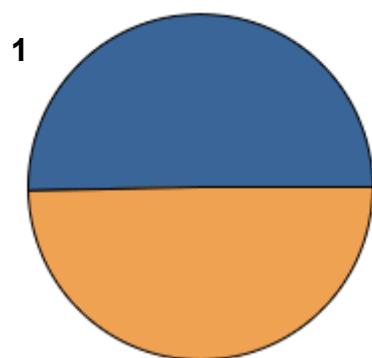
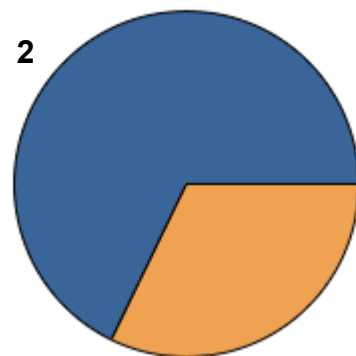


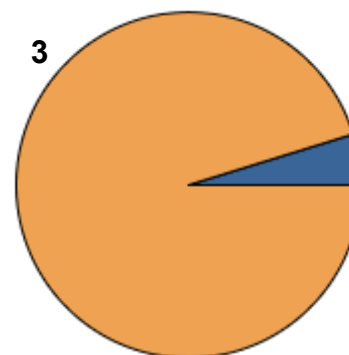
Put/Call Notional Value Breakdown for Australian Dlr Options on Trade Date: 12/19/23



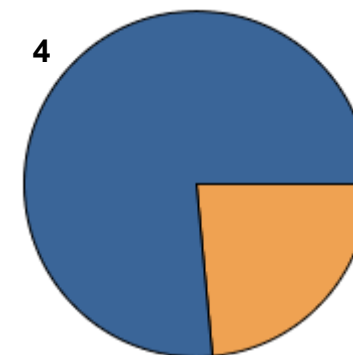
Australian Dlr Options



Australian Dlr Options



Australian Dlr Options



Australian Dlr Options

■ 202312 / Call Option ■ 202312 / Put Option

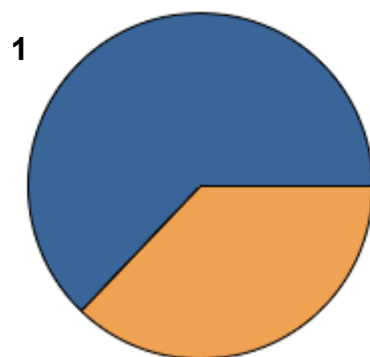
■ 202401 / Call Option ■ 202401 / Put Option

■ 202402 / Call Option ■ 202402 / Put Option

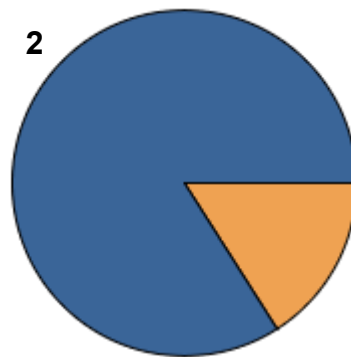
■ 202403 / Call Option ■ 202403 / Put Option

Contract Expiration Month		Call Option	Put Option
1	DEC23	\$14,722,582	\$14,519,044
2	JAN24	\$27,884,706	\$13,229,970
3	FEB24	\$2,985,224	\$59,840,172
4	MAR24	\$65,742,774	\$20,218,108

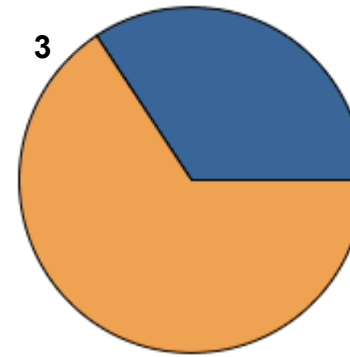
Put/Call Notional Value Breakdown for British Pound Options on Trade Date: 12/19/23



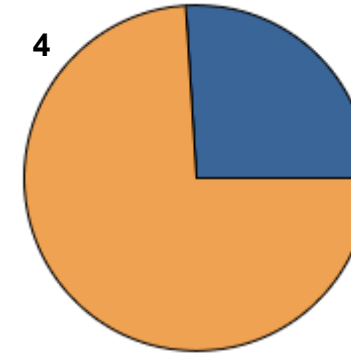
British Pound Options



British Pound Options



British Pound Options



British Pound Options

■ 202312 / Call Option ■ 202312 / Put Option

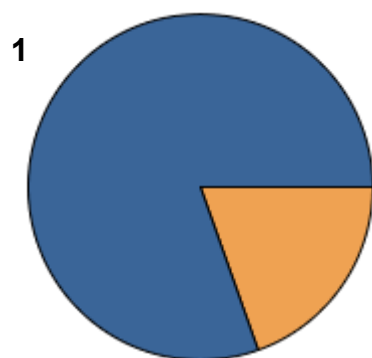
■ 202401 / Call Option ■ 202401 / Put Option

■ 202402 / Call Option ■ 202402 / Put Option

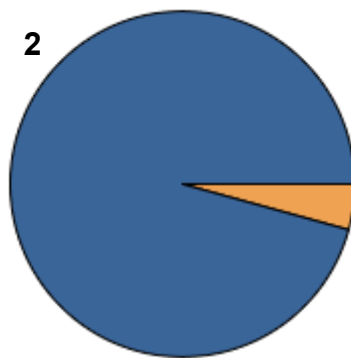
■ 202403 / Call Option ■ 202403 / Put Option

Contract Expiration Month		Call Option	Put Option
1	DEC23	\$1,753,538	\$1,036,182
2	JAN24	\$111,987,282	\$21,281,569
3	FEB24	\$956,475	\$1,833,244
4	MAR24	\$2,072,363	\$5,898,263

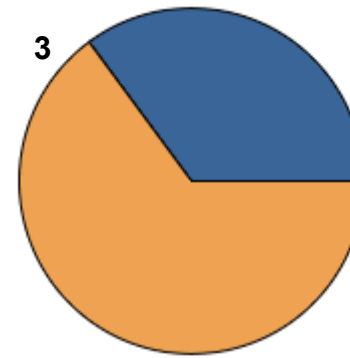
Put/Call Notional Value Breakdown for Canadian Dlr Options on Trade Date: 12/19/23



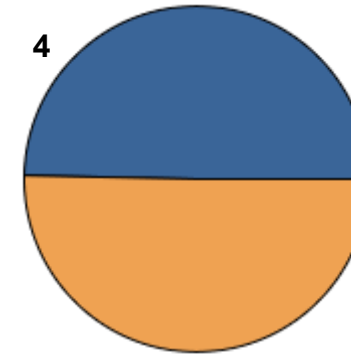
Canadian Dlr Options



Canadian Dlr Options



Canadian Dlr Options



Canadian Dlr Options

■ 202312 / Call Option ■ 202312 / Put Option

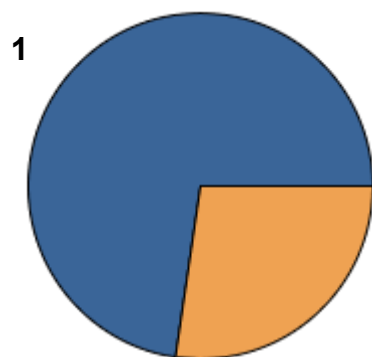
■ 202401 / Call Option ■ 202401 / Put Option

■ 202402 / Call Option ■ 202402 / Put Option

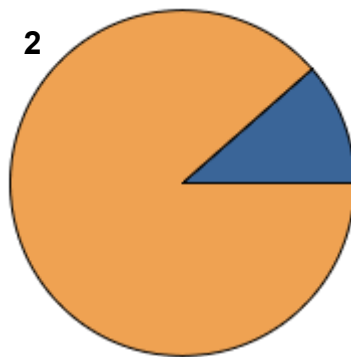
■ 202403 / Call Option ■ 202403 / Put Option

Contract Expiration Month		Call Option	Put Option
1	DEC23	\$19,447,533	\$4,730,481
2	JAN24	\$96,261,534	\$4,279,959
3	FEB24	\$976,131	\$1,802,088
4	MAR24	\$11,263,050	\$11,413,224

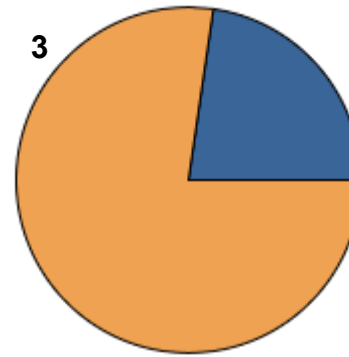
Put/Call Notional Value Breakdown for Euro FX Options on Trade Date: 12/19/23



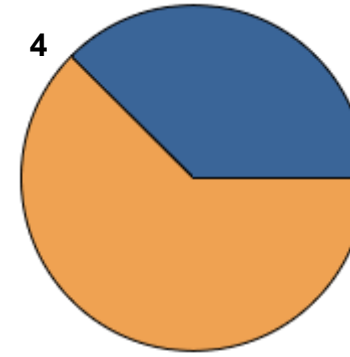
Euro FX Options



Euro FX Options



Euro FX Options



Euro FX Options

■ 202312 / Call Option ■ 202312 / Put Option

■ 202401 / Call Option ■ 202401 / Put Option

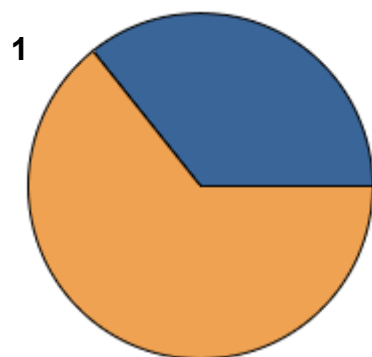
■ 202402 / Call Option ■ 202402 / Put Option

■ 202403 / Call Option ■ 202403 / Put Option

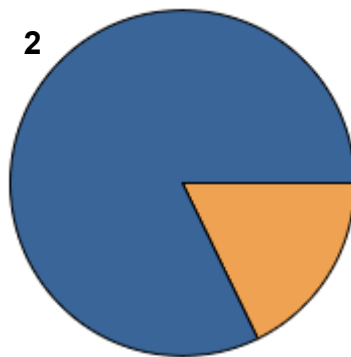
Contract Expiration Month		Call Option	Put Option
1	DEC23	\$209,204,275	\$78,640,975
2	JAN24	\$299,965,050	\$2,320,253,075
3	FEB24	\$27,407,275	\$93,377,550
4	MAR24	\$9,365,300	\$15,562,925

For questions regarding this report, please contact fxteam@cmegroup.com

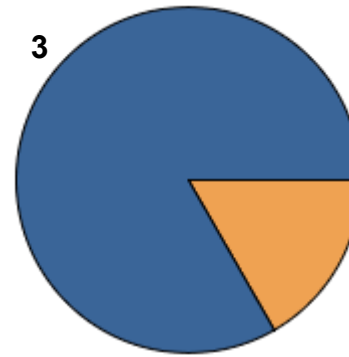
Put/Call Notional Value Breakdown for Japanese Yen Options on Trade Date: 12/19/23



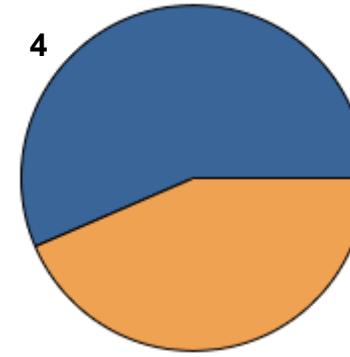
Japanese Yen Options



Japanese Yen Options



Japanese Yen Options



Japanese Yen Options

■ 202312 / Call Option
 ■ 202312 / Put Option

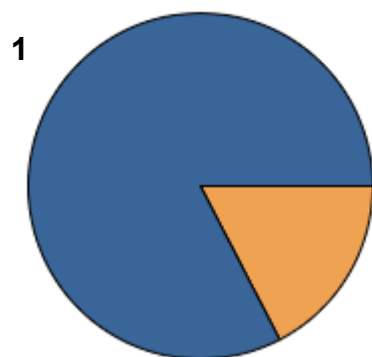
■ 202401 / Call Option
 ■ 202401 / Put Option

■ 202402 / Call Option
 ■ 202402 / Put Option

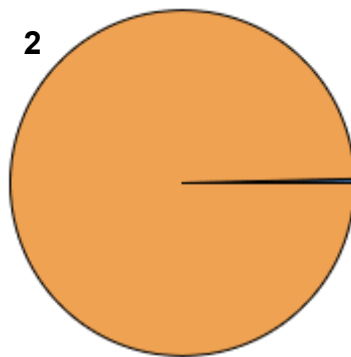
■ 202403 / Call Option
 ■ 202403 / Put Option

Contract Expiration Month		Call Option	Put Option
1	DEC23	\$13,559,315	\$24,389,159
2	JAN24	\$181,289,804	\$39,269,186
3	FEB24	\$177,855,950	\$35,659,238
4	MAR24	\$20,338,973	\$15,672,455

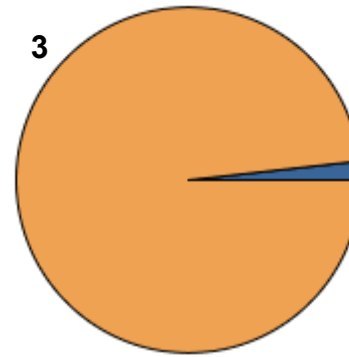
Put/Call Notional Value Breakdown for Swiss Franc Options on Trade Date: 12/19/23



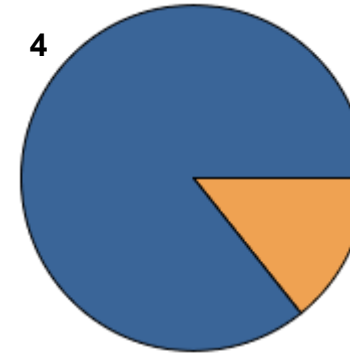
Swiss Franc Options



Swiss Franc Options



Swiss Franc Options



Swiss Franc Options

■ 202312 / Call Option ■ 202312 / Put Option

■ 202401 / Call Option ■ 202401 / Put Option

■ 202402 / Call Option ■ 202402 / Put Option

■ 202403 / Call Option ■ 202403 / Put Option

Contract Expiration Month		Call Option	Put Option
1	DEC23	\$2,785,163	\$586,350
2	JAN24	\$2,198,813	\$559,964,250
3	FEB24	\$1,319,288	\$74,173,275
4	MAR24	\$1,759,050	\$293,175