



B.Mir

Jan 25, 2021 9:32am [Quote](#) [Post 17,393](#)

Quoting digger1

was more than enough to grab a shekel ,, and get a runner ,, even with a shitty entry lol,, just because ,,, somebody tell me again ,, what is it exactly that makes these markets move ,,, no really the only fucking thing that will make it move ,,
Hello Diggz, hopefully you're doing good.

Needless to say that you've been of great influence and help when it comes to how I look at charts, thanks for saving me like you always say "20 years of duking". Though I am still not getting optimal results or results at your level of expertise, that's understandable given my experience but I've some questions that I'm hoping you'll be able the answer.

Though I'm pretty much aware of how the market works and have a good enough idea as to what it is probably going to do, breaking down the charts all the way from monthly to minute. I need your help regarding your mention of shekels and runners.

Here's a one hour chart of BTCUSD, could you please mark the areas of where you distinguish between shekels and runners. As in where exactly to enter and exit when it comes to both. You can use your own chart as well. And again, thanks for everything that you do, your time and knowledge when it comes to trading is greatly appreciated. 😊





B.Mir

Jan 25, 2021 10:09am

[Quote](#)

[#Post 17,395](#)

Quoting digger1

{quote} Howdy B ,,, eeeh getting to an area ,, my runners I had from yellpw line area ,, sttps bumped to orange line ,, tail suggests a bit of business unfinished down yonder yet ,,,, usually dont look at this much during week ,,, weekend warrior shit lol,,but if it was the only thing moving ,, be time to be watching {image}

Exactly what I thought, though it seems I'm always looking for the perfect entry. Appreciate the answer, good to know that I'm looking at it exactly as I should. Though I don't use any levels and indicators. I think the levels themselves can be pointed out using a naked chart if one sees and understands how the price moves. And about BTC, once you go BTC, you never go back. Like you always say, the label on top is just that, everything else is exactly what every other symbol does. Again, one thing is for sure, scalping(your way of entries, not all that confirmation garbage that is taught by supposed gurus) is the only consistent way of making money. Have a good rest of the day/night. Later.



B.Mir

Mar 20, 2021 12:13am

[Quote](#)

[#Post 19,921](#)

Quoting digger1

really at this point lower just as realistic lol any rate many shekels a waiting when chart starts moving again {image}

Hello again Diggz, hope you're and your daughter is doing well, although there's a lot to say on those things but sadly this is not the place for it. Anyway, how important is time of the day in correlation with the levels when it comes to relevance of your entries?



B.Mir

Mar 27, 2021 11:28pm

[Quote](#)

[#Post 20,313](#)

Quoting digger1

if ya look at gold same way ,, its fugly real fugley ,, not even a closing time beer googles cute ,,, (works both ways Im sure of it) lol,, listless ,,so ya all beating your selves up for getting clobbered ,, stop it ,, figure out why ,, and that is why ,,, once again use your YOUR strengths ,,, nimble,, quick ,, protect the runners ,,, recognize what it is atm and still collect ,,, dont be a shit lobber ,,,, dont have unrealistic tgt such as nostradamus ,, 1835 by friday ,, lol,,, which damn friday referred too no one knows lol,,, there should...

Diggz, does the UK daylight saving and changing of the clock affect the trading conditions as per our entries? Do we have to take that hour back/forward into consideration and entry accordingly or does it make no difference at all?



B.Mir

Jul 7, 2021 12:08pm

[Quote](#)

[#Post 24,495](#)

Quoting digger1

{quote} Remember,,,do your homework ,,, you dont have to be "in " the market 24 /7 ,,,,,, do your home work ,,,, figure out just a bit of the bigger picture and wait for your best spots to swing munchie ,,,,, you always want to try and roll with it ,,,it usually pays better and gives you a better chance at getting some runners that go a ways ,,,,, ya want to be careful being like a chicken with its head cut off ,,,,,, you will be doing shit at the wrong end of things almost every time and watch the time ,,,,,,be patient wait for your spots...

Hello Diggz, hope you're doing good. Where would the "best spots" be today? analysing the chart, where were the possible entries from the start of the day so far? Where would you have entered for possible shorts and longs today? For 11.2 pips that is



B.Mir

Jul 7, 2021 7:29pm


[Quote](#)

[#Post 24,513](#)

Quoting digger1

{quote} all the same ole shit normally yaked about ,,,,,,,,,and godwin ,,, normal level watched not that far off of weekly open and last weeks high in there ,,,,by then the best part of the day had passed ,,todays pivot in there too ,,,, was some shorts one could have takken ,,, never looked at right time tho ,,no biggie ,,,, lol,, bout done playing charlie carpenter for the night ,,, have to wait for crazy italian and see what isnt right or what needs changed next ,,,,,,,,, dont much give a fuck about runners left ,,,,,, and probably a half...

Excellent, thanks for your time.

 [B.Mir](#)

Aug 12, 2021 3:48pm

[Quote](#)


[Post 292](#)

[Quoting digger1](#)

and now we see lol,, well I wont ,, but the kid got some there bangers closed and gone ,, a couple runners
{image}

Hello Diggz, hope you're doing well. I just got Ensign 10, though a little lost, would you be kind enough to share your template and a little beginner's guide as to how to set it up.

Needless to say, the automated levels are far easier to see on the chart than memorising in your head

 [B.Mir](#)

Aug 12, 2021 4:22pm


[Quote](#)

[Post 294](#)

[Quoting digger1](#)

{quote} Be awhile before I got time ,, but will when I get a little

Thank you, managed to get it to work though. Just the template needed, you see, I took a trade today, Sell at 1757, based on time and price action, Thursday/H&S on 1 Hr and 15 Min, however I wasn't sure as to why price formed a pattern there, then I look at your chart and see LW Low, and then I figured, I can't remember all the levels just through price action. Although price is what makes levels, a human mind is simply not capable of memorizing every damn one, especially dynamic levels. Personal opinion obviously.

 [B.Mir](#)


Aug 25, 2021 4:34pm

[Quote](#)

[Post 25,886](#)

[Quoting digger1](#)

and yea ,, oh probably lol,, see if a runner can do anything ,, if not no big whoop ,,,,,,{image}
Diggz, it's Wednesday and last week's high in there. If you know what I mean

 [B.Mir](#)

Aug 25, 2021 5:32pm

[Quote](#)

[Post 25,890](#)


[Quoting digger1](#)

{quote} few things just below where the extensions of box were ,,,, W H3 cam level ,,,, them pesky things its above ,, they were good targets for shorts ,,,,, been a good round of bangers off of thm , the hourly 200 s course weekly open and pivot down yonder jst a bit yet ole hourly chart tails and bodies says them averages a bit attractive ,,,, option expiry time ,, what there there was for the day done and gone now ,,,,,, see if them averages can get er held up a bit

To be quite honest, I stopped using my brain which was trying to outsmart the market in order to conjure up absolutely nothing of value and started drawing lines according to the charts, horizontal ones that is. It goes like this, Monthly - Weekly - Daily - Hourly(Entries, usually taken on 15 Minute, based on Hourly H&S). However, the time factor is as relevant as lines.

For anyone reading, actual algorithm of markets is based on Levels and Time, learn a pattern, just one and like Diggz always says, it's always the shoulder. Only this way will you get that +1 SL every damn time. You'll need chart time, actual chart time of around 3-4 years/10Hr/Day.

Don't waste your time with trend-lines, indicators, YouTube videos etc. Personal opinion obviously

 [B.Mir](#)

Aug 25, 2021 6:03pm

[Quote](#)

[Post 25,892](#)

[Quoting digger1](#)

{quote} lol, 6 dffrnt wys to Sunday to skn thse bstards ,,, all require a bit of work ,,,, 1 is nt gonna jst lobb shit an mke much,,none hve mch to do with whts been shoved down ur throat frm dy 1 of lking at a chrt,,if u wnt the CASH

On a side-note, get your math right first. learn compounding and you'll understand why Diggz's 90 days 30 Dollars, 10%/day will make you a fortune.


Don't cheat, you start with 30 Dollars, 10% a day on XAUUSD should be 0.01 Lot X 30 Pips and so on. 10% a day sounds tough but it isn't as long as you respect the process and mathematics. Stop loss should never be more than 15 -20 Pips unless exceptional cases and times arise, though take it from me those exceptional cases are not

for 100-1000 dollar accounts.

If you can consistently (9/10 times, no garbage 60% hit-rate that they talk about on YouTube) get +10 Pips with a SL of 15 Pips, you're there, if you need 80-100 Pips of SL, then sorry to say, you'll eventually give it all back. Work on your entries, work hard and make use of your brain and let's stop being slaves to the ones who created this in the first place.

Credit goes to Diggz, without him, I wouldn't be here after just three years. Words cannot describe how much I respect this man when it comes to his expertise in this field, especially being a farmer and that too a proud one. Don't know about other things, so naturally can't comment on that, given his music choices though, well, let's leave it at that.

Good Luck, hopefully this post will be helpful to any of you

 **B.Mir**

Aug 26, 2021 1:56pm

Quote

Post 25,917

Quoting hocius

{quote} Hey B.Mir, IMO trading with 15 or 20pips SL at certain times of the day when theres usually big volatility can be risky and your SL will easily get triggered, even if you got the direction right. I'm talking about gold ofc, might work on other slow pairs. I usually use wider SL, but I never use a set SL for every trade. I adapt the SL to the market volatility and the level playing out. Take care
H, good to hear from you again.

Here's the thing, there's no volatility (though it sure looks like market is doing crazy things), it just moves fast depending on the range. When I say 15-20 Pips of SL, it's an emergency SL for me. It never really goes beyond 10 Pips, more importantly that SL is to cover for variable quotes in a "volatile" market. Slow pairs? I don't trade anything except XAUUSD/BTC/US30.

Why do we always see Diggz emphasize on "Nice quite Asia", well in this business, we play to our strengths, not weaknesses. That manipulation usually happens in NY session. So don't trade NY if you can't place 15-20 Pips SL and profit consistently.

More importantly, for everyone reading, the market is a graph of Price action and time, for those who understand graphs, we know, both the variables are equally important. If we focus just on Price action, than it'll be random, you will never memorize a pattern, because those are indeed random. What I mean is, H&S failing, fake-outs and all that garbage happens because we don't focus on time. What suddenly worked yesterday, doesn't work today and so on. Each day, each hour and each minute is important. What happened on Monday, Tuesday, will follow suit. Again, focus on time, nobody does seem to but in my opinion, as a student of mathematics, a graph simply cannot function with just one variable, it won't make any sense.

When you understand the algorithm, you'll predict the moves each minute, not leave it like that and hope. You'll know instantly whether you're wrong. Doesn't take more than 5 minutes for Price action to go to +0.10 Break Even SL. Plus the "room" Diggz mentions is also based on relevancy of time.

Rest, this is not to say, that your method or anyone using Trend-lines, Indicators etc doesn't work. Of course they do, Aussi and others are proof of that. Just that what Diggz is trying to teach you is actual algorithm, not guess-work. It's not easy but you'll be astonished to see how structured it is once you get the hang of it.

An example: Look up XAUUSD chart, use an hour time-frame, and look for just H&S, H&S doesn't necessarily have to be from a forest view, a combination of three candles is also an H&S, study the shoulders and see if it ever goes beyond 20 Pips. Study Diggz's charts, especially the charts where he shows his entries. Study his profitable charts, memorize the times and entries. Like the market, Diggz's entries are structured, they are never really out of the time-zone. This is what I used, Price action and patterns is easy to learn, how to get that "random" factor out is by combing time. Simple as, I know it isn't but it at least can be, with proper guidance.

Again: H&S, Time, Levels (quarterlies are most important) and patience, in this order is all one needs. Quarterlies as in, if a price moves from an abstract value of 1-10, you look for Buys at 2-2.5 and Sells at 7.5-8.

Side-note, good to know that Aussi has recovered. Hopefully the journey from now on will be as smooth as it can possibly get.

And sorry for being a leech for far too long. I've been meaning to write a monologue in order to thank each one of you that has been beneficial, never got the time. From now on, if I can be of any use, I'm here.



B.Mir

Aug 26, 2021 5:03pm

Quote

Post 25,922

Quoting hocius

{quote} Cant really agree there but each one have their view on how to manage their orders and SL. For instance, I went long like 15min ago, if I had a 15-20pips SL I'd had been stoped out. Instead I gave it a little more room, being a nice level down there: WP and Weekly open, besides daily levels. That alowed me to close some bangers and keep some runners protected. {image}

This is what I'm referring to, it was Sell time.



B.Mir

Aug 26, 2021 5:05pm

Quote

Post 25,923

Quoting MrJoker

{quote} Great post. I hope someday I will be able to achieve the precision and "certainty" in my trades that you mentioned... Practice, practice, practice💪
You'll, eventually. Give it the respect it deserves. Patience is what is most needed



B.Mir

Aug 26, 2021 5:36pm

Quote

Post 25,925

Quoting Barn243

{quote} Hi B.Mir Just trying to understand here. Why would you not sell when it got back to the Yesterdays quarterly level. I understand trading off the levels like you proposed but how do you decide to enter or not. Thanks {image}

Because in this instance, Time Factor beats Price Action. It was not the time for Sell. You've to combine both Price action and time for precision. Price action alone is good for scalping on higher time frames, however you'll not achieve Diggz's level of consistency, every day



B.Mir

Aug 26, 2021 6:58pm

Quote

Post 25,928

Quoting MrJoker

{quote} Do you have any advice on how to better understand the "time factor"? Will it be a good method to record what the price "did" at a given time in a given session? At certain levels, of course ... Because that's probably the most important thing.

Chart time, take notes, you won't be able to remember everything. Watch what Price does at certain times/certain sessions/during news etc for at least a year and a half.

Being able to draw your own levels on a naked chart should be a priority. We have all seen Diggz draw boxes, but we all ask and think why there? Well that's the whole part of the charade, learn that and John Deere awaits you.



B.Mir

Aug 26, 2021 7:09pm

[Quote](#)

[# Post 25,929](#)

Plus, I have to mention the most important thing, all of this is for +10 Pips and at worst +1 Pip Break Even, don't go looking for 50-100 Pips. Hardly 2/10 times will you be able to get those big moves. Respect the maths, 30 Pips a day should easily cover your 5 or 10 percent a day. SL never more than 20 Pips, get a raw spread account. [Spreads](#) cannot be manipulated if you've a long position, make yourself familiar with these basics



B.Mir

Aug 29, 2021 6:09pm

[Quote](#)

[# Post 25,984](#)

[Quoting Godwin Igili](#)

{quote} B.Mir. Thank you for this your post I want to know more about your horizontal lines of Monthly, weekly, Daily and Hourly. Are these lines the Open, Close, High and Low lines of the Monthly, Weekly, Daily and Hourly TFs? Or are these lines the Camarilla /Pivot lines of the time frames(MN,W1,D1 and H1)? Manually drawn levels. H3, L3, Low, Mid, High, Open, all included. No camarilla or pivots



B.Mir

Sep 6, 2021 12:57pm

[Quote](#)

[# Post 26,144](#)

[Quoting MrJoker](#)

Maybe it will go to pivot point or even L3 ... we'll see. EDIT : Closed on 100 EMA.... I'll wait for some better areas. {image} {image}

[Spreads](#) are too high, get a raw spread account. Commissions plus tight spread will be beneficial for you in the long run



B.Mir

Sep 6, 2021 3:06pm

[Quote](#)

[# Post 26,148](#)

[Quoting MrJoker](#)

{quote} I need to change broker, my current one doesn't offer an account with a smaller spread. Though they are all leeches, I would recommend, ICMarkets(Good for US30/XAUUSD/BTCUSD), Pepperstone, FP, Exness(XAUUSD only). Always try to keep ahead of the game. They can't manipulate if there isn't room for it, look for trades during that time only. Don't trade manipulation or supposed high volatility time(s).

Where are you trading from? Current broker?



B.Mir

Sep 6, 2021 6:55pm

[Quote](#)

[# Post 26,151](#)

[Quoting MrJoker](#)

{quote} My current broker is FBS. They have an ECN account type with small spread but they don't offer XAUUSD. I have an account with ICMarkets, I will have to move there if they still provide services to the citizens of my country. EDIT : Well, it turns out that they no longer offer their services to the citizens of my country, but I think there is some way around it and they asked me to write an e-mail. We'll see what comes out.

They have separate jurisdictions(loophole) if I can recollect correctly, regardless of who you end up choosing, choose a broker which is reliable, tight spreads(-0.00 - -0.10 pips). For example, in the screenshot you posted earlier, you are 41% in drawdown the moment you enter. However, with a relatively tighter spread, you can lower that down to 17-25% including commissions, not to mention the advantage you'll have with tighter spread. In layman's terms, it's easier for you to manage your trades and for your trades to go in your favour with tighter spreads. Good luck



B.Mir

Sep 7, 2021 8:59am

[Quote](#)

[# Post 26,158](#)

Quoting Aussi

{quote} I see a person doing their homework to benefit their trading, ADVICE WORTH A MILLION DOLLARS
Good to know that you're doing well.

Not worth a million dollars, "Priceless". Sharing all of it for free though, hopefully my posts would be beneficial to the ones reading.

And to the one disliking the posts, I can understand or could if you were to dislike my personal opinions, however, how could you dislike or more importantly disagree with mathematics? Don't numbers make sense above everything else? Isn't the ATM card the most important business card in your wallet? What is it based on? All and everything you see is based on numbers, there's no wealth, just a manipulation of numbers, people DO NOT own anything that has intrinsic value, at least the supposed billionaires that exist. Anyway, if you can't use and understand numbers to your advantage, then I wouldn't know what to say, you don't tame a Lion and make him dance with singing, you have to use a whip sadly, that's the reality of the world that we live in. That's the whole game though, if you keep looking for strategies and spoon feeding without understanding and putting in the work, you won't get anywhere, will remain a slave till you eventually die. Even putting in the work itself is hard, given the amount of misinformation that is available let alone thinking you've found the holy grail.

THE TRUTH - THE HOLY GRAIL IS THE HUMAN MIND : THE WAY YOU USE IT TO TAME THE BEAST THAT IS THE MARKET. A HUMAN MIND WILL ALWAYS SUPERSEDE A MACHINE/ALGORITHM IN CRITICAL ANALYSIS, REMEMBER THAT. A MACHINE WILL ALWAYS DO WHAT IT IS PROGRAMMED TO DO, IT CANNOT OUTSMART ITSELF, A HUMAN MIND ON THE OTHER HAND, USE IT THE WAY IT IS SUPPOSED AND DESIGNED, GET REWARDED.

Not that I'm disappointed, I actually want to help each and every one of I possibly can and that includes the disliker too. For the sake of everything that is indeed the truth, we have a tyrannic regime, overpowering of the highest order that we live under and we can't even seem to be reasonable with each other? Since when does a Lion concern itself with an opinion of Sheep? And we are the sheep by the way comparing to the market. If our priority isn't to survive and look for scraps, sorry to break it to you, we'll feed ourselves to the beasts.

Think, Question Everything, Be patient, Always Unbiased and most importantly Acceptance. Accepting the fact that you're/can be/were/will be wrong. This applies to each and everything that we do. This is the gateway to success, personal opinion as always.

Good Luck, may all of you reading find eternal and objective peace if indeed it exists.

****Apologies for the philosophical discourse, can't help it, habit.**

all ask and think why there? Well that's the whole part of the charade, learn that and John Deere awaits you.

Good Luck



B.Mir

Sep 9, 2021 10:57am

[Quote](#)

[Post 26,264](#)


Quoting hocius

gd all! first round of bangers of the day on the dirty. Runners running now {image}
Can you enlighten me a little as to why you drew a box/Fib there, on the left that is?

I'll post my analysis as to why Price reacted there as well, have a look.

These are my manually drawn levels




B.Mir

Sep 9, 2021 11:09am


Quote

Post 26,267

Quoting hocius

{quote} Its hard to see with webtrader, but there's a box with the last pullback from august before the push up. I entered around 50 level of the box. I also had an old line level there drawn on my phone. Then the timing, London opened so some shaking was expected, as soon as it spike down to my level I added my longs

If I were to ask, was that your Weekly/Monthly L3 level as well like I mentioned?


B.Mir

Sep 9, 2021 12:02pm

Quote

Post 26,269

Quoting hocius

{quote} **kinda entered watching the price only**

Exactly what I thought, watch Monthly, Weekly as well as Daily levels. All of them are important. Go from Monthly to Weekly to Daily to make sense of the structure. Don't draw levels/boxes based on intuition, understand proper structure, they are not that hard, takes hardly a couple of minutes if one knows the structure.

I didn't trade Dow as I had a trade going on in XAUUSD. Same methodology though, I'll post some screenshots to make some sense of my entries and levels.

Good Luck.

PS - This is for everyone and the ones PMing me, please read and try to understand carefully.





B.Mir

Sep 9, 2021 12:17pm

Quote

Post 26,271

Quoting hocius

{quote} Nice trade mate, I kinda focus on daily, weekly and quarterlies, don't want to put more pivots on my chart since it confuses me. The smaller fibo you used ytd range, right? What range did you use for the bigger fibo?

You see, when you get those supposed "BIG MOVES", that's where the monthly will save your account, not save, more importantly, give you that 200 Pip move. As far as I am concerned, you cannot skip anyone of these charts, even the Yearly is important. Structure is based on these levels. That is the first step towards understanding the Algorithm.

I see/have monitored your entries, most of them are good, but that one big move catches you out. The monthly levels will save you from that. Hopefully, I was able to put into words what I was trying to get out of my mind.



B.Mir

Sep 9, 2021 12:21pm

[Quote](#)

[Post 26,272](#)

Quoting hocius

{quote} **The smaller fibo you used ytd range, right? What range did you use for the bigger fibo?**
The holy grail is here. Hah.

Yes.

4H and Daily for the levels



B.Mir

Sep 9, 2021 12:34pm

[Quote](#)

[Post 26,274](#)

Quoting hocius

{quote} Dont get me wrong, I watch all charts, from monthly to M15. I just don't put the monthly pivot points, focus on quarterlies and weeklies. When you talk about monthly levels I guess you mean your boxes/fibos there, right? Or are you talking about monthly pivot points?

The manually drawn levels, no Pivots and indicator garbage. Ensign is great but even it enters and calculates the levels based on inputs.

When we learn and draw levels manually, we are precise and to the approximate point. Hence the post the other day about the Human Mind superseding the indicator garbage.

In short, Ensign/Good Indicators help you with the levels, however they will never and can never be as good as manually drawn ones, especially in a dynamic market.

It's basic computer science/programming, don't even get me started on to how much I hated C++ and Java during my engineering days.

Good Luck. Later.



B.Mir

Sep 9, 2021 4:30pm

[Quote](#)

[Post 26,284](#)

Quoting B.Mir

{quote} Exactly what I thought, watch Monthly, Weekly as well as Daily levels. All of them are important. Go from Monthly to Weekly to Daily to make sense of the structure. Don't draw levels/boxes based on intuition, understand proper structure, they are not that hard, takes hardly a couple of minutes if one knows the structure. I didn't trade Dow as I had a trade going on in XAUUSD. Same methodology though, I'll post some screenshots to make some sense of my entries and levels. Good Luck. PS - This is for everyone and the ones PMing me, please...

Hah, well, what happened? See, how structured it is. No garbage indicators, no randomness, no nothing.


Price > Structure > Time > Patience > Repeat.

Hopefully you got the gist now.

Work on yourself, study the structure/algorithm and you won't need to be a slave masqueraded as a double jabbed sheep let alone a booster jabbed one.

Good Luck, though it's hardly luck.



 **B. Mir** Sep 9, 2021 4:44pm [Quote](#) [Post 26,286](#)

Quoting digger1

not that it would be a strange occurrence or a surprise where it would go 1st , but if the powers that be have that in mind , it will be there before days end no matter how many go arounds it takes,, runners from that spike low may have one chuckling by eod today ,down right belly laughing by tomorrow lol{image} Well, Diggz, if it does really get going and for the ones who swing trade and are long. 1830+ is the target. Well, we both know why and what happens to Monday's High's.

Couldn't care less though, Gold may be hovering around 500 or 5000, how does it concern me? I play the market the way it is designed, I have math on my side, not emotions, and to be quite honest that's what I would want in this fagazi absolute disgrace of a field, so it's all good.

PS - For the Double jabbed sheep, don't be surprised if it does go to 1830+ on Friday. Hah



B.Mir

Sep 9, 2021 4:52pm

Quote

Post 26,289

Quoting digger1

{quote} lol,, means nothing ha , other than a chuckle maybe ,,,,, sure as fuck aint a relying on it to get paid ,, good work man , glad somebody was able to decipher some farmer lingo in a way that helped them



Needless to say and again I repeat, you've been of great importance for me. Though the way I trade is a little different, core/basics cannot be substituted.

Plus, if you remember, the reason I respect this man, not for his trading but for his farming, he is doing something that actually has an "intrinsic value", we don't eat money, we eat sweet damn potatoes, that's what he grows.

Money no object, never has been, never will



B.Mir

Sep 10, 2021 10:11am

Edited at 10:32am

Quote

Post 26,314

Quoting MrJoker

Let's see where it goes. **Edit : Closed at 1803.30** {image}
Perfection.

Though 1830+ is still on the cards like mentioned, this window/session/time isn't supporting it. Great Job, now analyze why it got to ~1803, why it reacted there, why it didn't go higher. What time/level did it go there in the first place. Do this and slowly everything else will make sense.







B.Mir

Sep 10, 2021 10:16am

[Quote](#)

[#Post 26,315](#)

Quoting digger1

{quote} cheers bud ,, one, just one ripping shekels away from these markets is worth a lot of **trolls** and stupid bullshit , keep on keeping on bud

Well, to be quite honest, I do get where they come from, not that I agree with them but I do see why their actions resemble of trolls.

For example, when I first got a glimpse of your charts, couldn't understand a thing. Plus the way you write, even though you always answer any question asked of you, the answers however make no sense to people who don't understand "farmer lingo", that was the case with me as well. In fact I thought you were one of the trolls like most end up thinking. Even now, I don't understand your "lingo" fully. After giving you a try three or so years ago, I gave up, thinking you're a self boasting/glorifying troll after a couple of weeks.

Came back a month later, what was the reason? I wanted to see if you have a Ponzi scheme(signal/course service) just to satisfy my market-ass-kicked ego. And guess what happened? I still couldn't understand a damn thing that you were writing or posting. However it was clear you didn't charge money. Got me hooked because you were trading large lots. Looked at one of your charts, understood may be 30-40 percent of it. Looked at your large lot entries, started deciphering slowly and steadily. Here we are.

You have to excuse these people, the forum is filled with scammers/ blood soaking leeches with absolute zero sense of morality. They didn't even feel ashamed ripping off a 65 year old woman(a member of this thread). How do you expect them to take any one of us who are trying to genuinely help seriously?

As long as our conscience remains clear and we do it for the right reasons, no troll or a supposed student will gratify our ego. We know why we are trying to help others, at least I know.

Later, have a good weekend



B.Mir

Sep 10, 2021 10:48am

[Quote](#)

[#Post 26,318](#)

Quoting shnackattack

{quote} 1803'ish is January low? If that's it, then I don't get why January low and not another months low is significant I see your charts now - its roughly yesterday's high

Look at the charts, each year, each month, each week, each day is structured, you've to first understand the structure of all of these in order to know which level to use or how levels are formed in the first place. Everything that I see and look for, is on my charts.

Price > Levels > Time > Patience. For example, if 1800 is yesterday's high, that's your level. You don't trade immediately, you wait for Price/Pattern formation and then Time. Price could form a pattern at 1803 or even 1798, doesn't matter, it'll not always be at the exact level, however regardless of where the pattern forms, your entries will be inch perfect. Like I said, first Price, then Levels, then Time in this order. Don't skip or interchange any one of them.



B.Mir

Sep 10, 2021 12:39pm

[Quote](#)

[#Post 26,322](#)

Quoting MrJoker

{quote} Well... From my limited knowledge I can only say that last week low and yesterday high were nearby ... Also daily H4, but I think it's less important. I'm probably missing something...

Last weeks low - Yes. Probability 90%

Yesterday's High - 50/50

Daily H4 - Garbage level, don't trade. Probability 30%

Missing - Session Knowledge, Time.

Last weeks low + Yesterday's high + Session Knowledge + Time - ~99% Probability.

This is how you break down your chances of your trade's profitability



B.Mir

Sep 10, 2021 1:00pm

[Quote](#)

[# Post 26,323](#)

[Quoting Forexvn99](#)

Hi B.Mir ! I'm sure you haven't read Aussi wrote on the first page, have you? All trades, charts that Dig shares are just for us to learn more. My English vocabulary is very limited because I come from a country English is not common. So, I just observed, honed and read carefully questions of muchine asked Dig. I gradually learned to analyze and understand the process of Gold. Dig's diagrams have always inspired me, and helped me learn a lot about model geometry. Thanks to dig, I was inspired with spatial geometry. You should'n think negatively...

Hello, hope you're doing well.

I wasn't referring to you or anyone in particular, I was referring to the forum(ForexFactory) in general. Again not based on my emotions but based on the law of averages.

We analyze things based on statistics, and in this instance, the stats are completely against FF, for every Digger1, there are 10000 Leeches, and I'm being generous here.

Nothing against you, people who are or do good things, don't do it to satiate people's desires or their own, good people don't value people opinions, they do it for a greater purpose.

They do it for their conscience. Simple as.

Hope you learn and end up being successful like with all the "good" people



B.Mir

Sep 10, 2021 1:19pm

[Quote](#)

[# Post 26,325](#)

[Quoting B.Mir](#)

{quote} Perfection. Though 1830+ is still on the cards like mentioned, this window/session/time isn't supporting it. Great Job, now analyze why it got to ~1803, why it reacted there, why it didn't go higher. What time/level did it go there in the first place. Do this and slowly everything else will make sense.

{image} {image} {image} {image}

Look what happened, did I use any indicator? God no.

Why and how did I know? Again, get rid of any garbage that you watch on YouTube from your mind. Learning how to use the MT4 terminal is all YouTube is good for and that includes learning about Lot sizes and the rest.

People who make YouTube videos and claim to know that they have it figured, here's the truth, you would be more interested in earning money from the Market than through Google Adsense. Actual people who know how this is done, have done their hard work, blood, sweat and tears are sacrificed in the process and you think they will make YouTube videos or sell signals for 200\$ a month on Telegram. Yeah, sure. They will never share their best thing with you, ever, period, unless they live for a completely different purpose.

Why am I then trying to give away my knowledge and that too for free. I'll let you know soon enough and that will quite possibly be my last post here as to be quite honest, I don't have that much time to spend in forums/or the Internet in general.

Hopefully soon, got to go, Later ya all



B.Mir

Sep 10, 2021 3:36pm

[Quote](#)

[Post 26,329](#)

Quoting B.Mir

{quote} Perfection. Though 1830+ is still on the cards like mentioned, this window/session/time isn't supporting it. Great Job, now analyze why it got to ~1803, why it reacted there, why it didn't go higher. What time/level did it go there in the first place. Do this and slowly everything else will make sense.

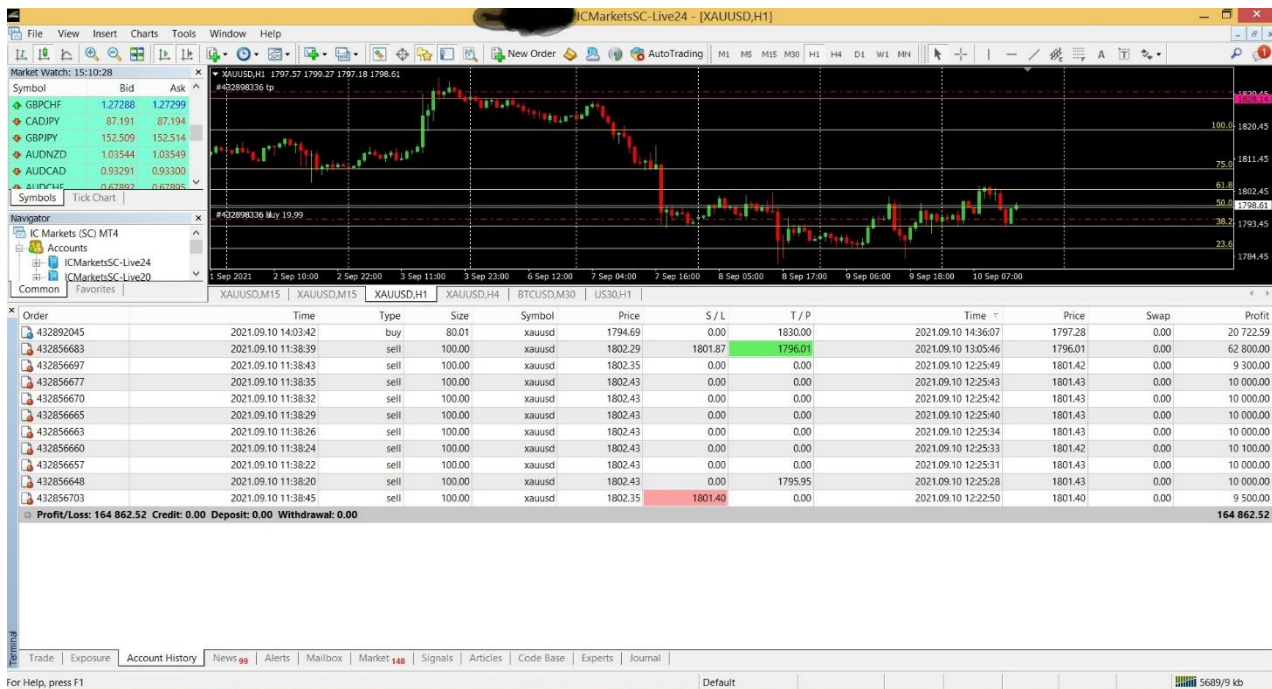
{image} {image} {image} {image}

Hah, and again what happened? Yeah sure it's random for double jabbed sheep. The absolute travesty of our race today I tell you.

Do you see me trading like a maniac? Do I have trades all over the place? Do I press the button without actual analysis? Well, here you go, all your answers and guess what? I don't charge 200\$ per month and I don't have a retarded course to sell. At best I take 3 trades a day, not more. Can I take 10? Yes, but I stick to ~100% probability ones.

I'll post that farewell message later in the night, hopefully.

This is what is possible when you use your brain the right way




The levels differ from any indicator software drawn levels.

Even with all due respect to Diggz, ensign messes up the levels by 20-30 Pips every now and then, not good enough for me, hence I learned to draw manually. Look up Diggz charts, ROVR is usually the culprit, it doesn't line up with actual price action, always. Sometimes differs by 20 Pips.

Hence the emphasis on drawing and learning to draw them manually.

Hope that answered your question

 **B.Mir**

Sep 10, 2021 5:18pm

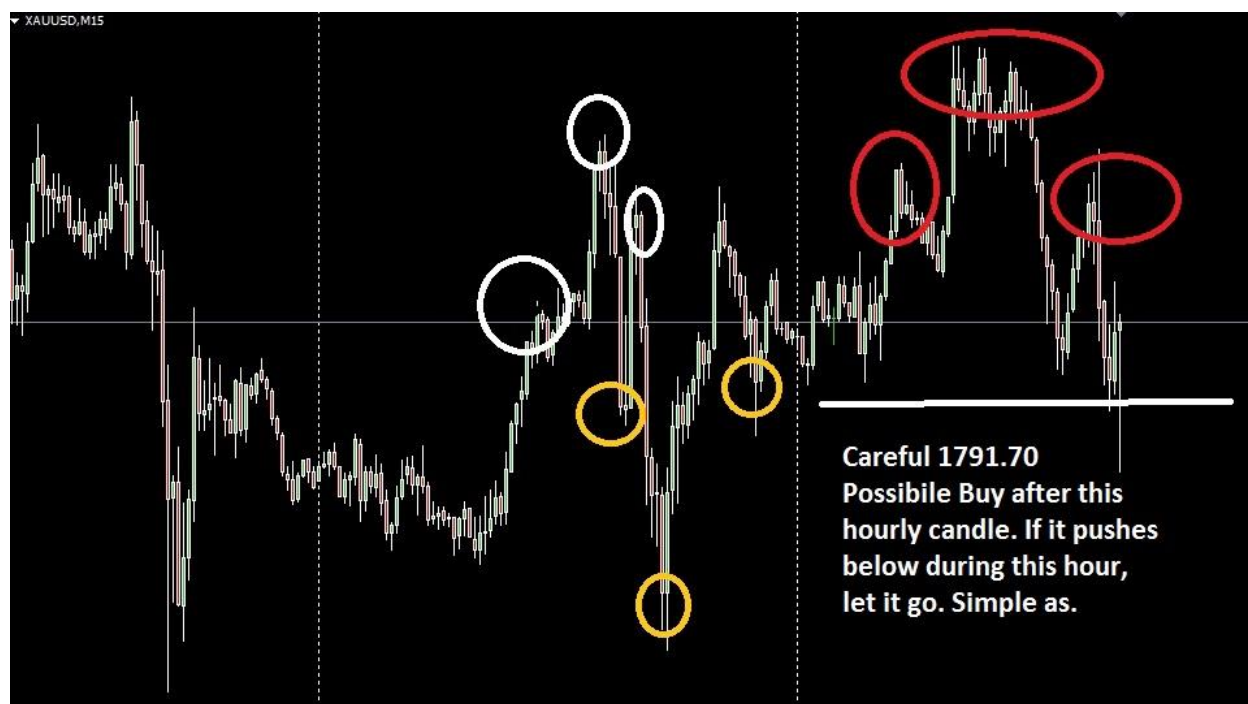
[Quote](#)

[Post 26,335](#)

[Quoting ruudboss](#)

This is my view {image}

Not my preferred time but this is what chart is screaming for.



 **B.Mir**

Sep 10, 2021 5:21pm

[Quote](#)

[Post 26,336](#)

[Quoting MarketPatrol](#)

{quote} Man 😭!! imagine at age 21 banging the market like this ,, I can buy myself a house and a horse,, have to trade my ass off 😞.
Forget the house, get the horse. Find a place in nature.

If in school/college, drop-out, get rid, sell bananas, still better.

Personal opinion

 **B.Mir**

Sep 10, 2021 5:56pm

[Quote](#)

[Post 26,339](#)

[Quoting MarketPatrol](#)

{quote} 🤔🤔🤔 Am gonna sell highs and buy lows and get my self some shekels,, just have to get my shit straight,,

A tip, never sell previous highs or lows unless they are taken out and retested and are now acting as a support/resistance shoulder. Highs and lows should always be sold and bought as shoulders, never as Double Bottoms or Double Tops.

** One of the lines in the chart should say Tuesday's.

Now the question is, why it didn't respect it some other times? That's where your hard work of chart time and understanding of Time Factor will come into play.



B.Mir

Sep 10, 2021 6:16pm

Quote

Post 26,342

Quoting Godwin Igili

{quote} Thank you B.Mir for the response. I want to get as much info as possible, before your farewell message tonight. I am sorry for coming with what might look stupid questions. I have looked up your charts, I could not get the ideas of where to draw the H3 and L3 level. I know and can easily draw the Open, Low, High and Mid. But the H3 and L3 Is Daily H3 same as Yesterday's Quarterly/Fib 61.8, which is as shown in one of your charts with lower small fibo that used Yesterday range <https://www.metalsmine.com/thread/post/13699892#post13699892> ,...

I have even drawn yearly levels in one of my charts, have a look.

Where I specifically mentioned a **Long term target of 1520**





B.Mir

Sep 10, 2021 6:20pm

Quote

Post 26,343

Quoting B.Mir

{quote} Not my preferred time but this is what chart is screaming for. {image}

Hah, and again, see, what I showed all of you today, I'm pretty sure you wouldn't have seen, ever. Let alone think it was possible.

But here again as proof, it does work and do everything according to its structure.



B.Mir

Sep 10, 2021 6:25pm

Quote

Post 26,344

Quoting kik

{quote} Mean that the continuation of the head shoulders sequence is completed in the next open session, london, asia...? more look stupid questions 🤔

It's completed according to the structure. There's no such thing as ASIA, LONDON, NY. They are all on it, just that it seems NY is volatile, and all that garbage.

The big banks are all in for a share at layman's expense. There's no competition between them, at least among the one's who created this disgraceful garbage that is known as the financial market



B.Mir

Sep 11, 2021 3:08am

Quote

Post 26,344

Okay, here we are, this is going to be long so bear with me.

Trading aside now, you all have been given supposed the holy grail, hah, the actual working of the algorithm, apologies to the new ones PMing, I have already had multiple video sessions with more than 10 members of this forum. I don't have any more to give when it comes to this aspect, plus I don't have the time for it, that's why I took the time to post and trade live with you guys today. Humbly speaking, read those 30 or something posts and then put in the work. There isn't anything else you need, and for the love of anything that is to be loved. Stay away from things which make you think you're stupid or you're not good enough. Your mind does and will figure out a way if you get that salve mentality garbage out of your head. Start fresh, start by investing time on a naked chart. Find those trails, as if there were no moving averages, fibs, stochs etc. A human being is the greatest specie and creation because we possess meta-cognition. That's the reason we can survive in Sahara as well as Siberia.

Now to more important things. Why did I share that with you especially with the people who I spoke to directly, again let go of it, you don't owe me anything and you never will, I didn't do you a favor, you don't have to thank

me any further, never been a fan of complimentary work, rather I fulfilled my obligation towards you.

You see the dystopian world that we live in? Where every movement of ours is a result of a grand scheme of the supposed people of power in charge. Hell, we are programmed in a way that even the way we think is based on certain choices and decisions that we have to take. Every damn thing that we do in this supposed modern world is an absolute farce. I have a problem with all of it. Be it **the education system, the government, the banking system, the financial market, woke brigade, general lack of morality, gender neutrality, transgenders, work over family values, obscenity, general lack of awareness/consciousness, selfishness, lack of empathy, forced vaccinations**. I could go on and on and on and yeah I should know, I wasted 20 something years of my life getting supposed quality education in engineering, philosophy, psychology, not to forget, the CCIE, CISSP and MCSE, why? Because who wouldn't want to work for Cisco and Bill Gates's Microsoft. Get real, do you guys really think someone who was programmed into thinking that this world is a competition where only the fittest and hardest survive will share the best materialistic thing he possess? Hence the selfishness of people these days, Oh, you guys have no idea how much time I wasted getting these pieces of paper, all of those are absolutely worthless except the purpose that they serve, keeping one a well paid slave for n number of years to his masters. At the end of the day, people don't have any choice, they have to obey their masters or they won't be able to even feed themselves and then they have the audacity to gloat about their freedom of choices. Which given the natural resources of this planet shouldn't be a problem. Our planet is capable of providing for 21 billion people by the way, yet look at how many people starve to death. Where is the justice system?

We have become so unaware of ourselves, that our definition is based on these dystopian choices. Oh, my name is X, I have studied Y, I work for Z, really? This is what we were supposed to be? We are so unaware and so much in ignorance that forget living, we don't even realize or think about what's waiting us, the absolute truth for all of us, death. If a person is unaware of his soul/body/health/limited intellect being temporary, I wouldn't know what to say. Over the past couple of years that I have known you people, I don't even know your actual names, Diggz with his back issues, his own admission on his time ticking, his daughter, Aussi with his recent admission, Dingo with other things and a lot of others in general. We all suddenly become well wishers and rightly so but deep down we know the next one may not have a positive outcome. Yeah sure, we are all going to die but for what? Was it to trade? Earn billions? Be great mathematicians, engineers? Etc. No. Our purpose of existence cannot be as shallow as that, there has to be a meaning to all of our existence, even death should have an answer as to why it happens. Do we even have a purpose? It would have killed me inside if I didn't share that with you guys before I left. I saw Diggz give and share his best, I just couldn't be a leech and leave in oblivion. Hence the reason I'm sharing the best thing I possess and without it my existence would be pointless with you, it's my understanding of the human being's purpose, at least my objective purpose which would seem a subjective purpose from people with different ideologies, thought processes. Now, different people with different ideologies, religions, atheists, agnostics or whoever else exists may and will disagree but there is no compulsion you see, all I had to do is to put forward my message. I'm not interested in changing/converting/debating people. That's not my priority at all. I tried to keep it as simple as possible and leave philosophical discourse on the side.

Financial freedom can get your soul out of that slave shell and then make you think about what's really important. And the more people who are not sheep, the better.

My definition is not someone named X with multiple degrees, accolades to his name or even someone who can make a billion dollars, from a certain culture and so on.

I am a massively flawed willingly submissive human being to the One Who created me and His Will. That is the only definition I see fitting for myself and only one I will ever use to be identified as. I helped all of you for Him(royal Him, my creator does not have a gender/possess human qualities/properties). I'm not a good person at all. May be by helping you just one sin of mine in my whole life of sins will be forgiven. **That's my hidden agenda**. I believe in divine omnipotence, omniscience and omnipresence, as well as transcendental morality that flows through Him. I try to live my life and improve myself each passing day accordingly with constant failures. I don't follow any one else, do not and never will bow down to any human being, be it the royals or even the supposed hypothetical king of the world even if consequences were fatal. That's how strong my faith is. You can take my wealth, my health, my blood but not my faith.

Anyway, I wanted to write a lot more, never can put into words though.

I wish for all of you the best of health, happiness and more importantly objective peace. May the One Almighty Who created you, if He does indeed exist, guide you to the right path, get you back to that innate Fitrah truth and help you find that purpose of life.

Apologies if during this time I offended anyone with my words, was never my intention.

Peace Be Unto You.

Burhan Mir



B.Mir

Sep 14, 2021 10:29am [Quote](#) [Post 26,438](#)

Quoting MrJoker

And another round from daily open. {image}
Careful with the shorts now until New York.

1807 Looming



B.Mir

Sep 14, 2021 10:37am [Quote](#) [Post 26,439](#)

Had to show up again as I got a couple of gift cards in my mail that were never warranted and they are refusing to take them back. I won't say the names for obvious reasons.

Guys, again I repeat and for those who have my personal email, I don't want your money, please don't send me anything else, this is for all the people that I have spoken to. Please don't embarrass me any more than I already am. I will now nor never ever need your money.

You want more help, glad to but don't think I need to be rewarded, I already am more than ever, and no monetary gains will change that.

Sorry for the inconvenience caused



B.Mir

Sep 14, 2021 10:48am Edited at 11:08am [Quote](#) [Post 26,440](#)

How your entries should look. Why you can't go looking for big moves.

Edit**

Even though in the chart above Daily H3 may have worked but it wasn't the right entry for those who are wondering, because of no pattern formation and more importantly **session/time knowledge against it.**

Don't go thinking you'll buy every quarterly low and sell every quarterly high, it doesn't work like that, you need to adjust your lines dynamically and improvise based on **session knowledge and time.**

And again, **I'm not charging money for any of this. Engrave this in stone.**



XAUUSD, buy 80.01
1 792.233 → 1 794.442

BANGER

XAUUSD, buy 19.99
1 792.233 → 1 792.400

Stopped out,
Initial entry 100,
TP, 80.01, Runner 19.99



B.Mir

Sep 14, 2021 11:18am

[Quote](#)

[Post 26,442](#)

[Quoting MrJoker](#)

{quote} Good to see you again and learn from you! 😊 I don't want to harass you in the PM's. 😊
Man, I literally got a shock last night when I checked my email, always happy to answer and help but it'll be on my terms.

Anyway, that was my first trade of the day, now one or two more, depending on my mood, one hour before New York open and 30 minutes into New York, those will be my times to look for since it's Tuesday.

Mark these Times



B.Mir

Sep 14, 2021 11:27am

[Quote](#)

[Post 26,443](#)

Okay,

Time for some outwardly magic, look for BUYS one hour before NY and SELLS 30 Minutes into NY.

I can't believe I'm giving this away, even my body is shouting, Noooooo.

Hah, good luck boys.



B.Mir

Sep 14, 2021 12:17pm

[Quote](#)

[Post 26,447](#)

[Quoting Godwin Igili](#)

{quote} Hello B.Mir. Happy to see you back again. I appreciate your timing tips for the NY session. What about timing tips for the Asian and London sessions? Also, I will appreciate if you can show us more of your trades entries and the reasons for such entries Regards
There are no general times, time relevancy is based on Price Action.

The above tip is valid for Today only, it was decrypted based on Price Action.

Look at Price Action, see what it is trying to tell you.


In general, NY Stocks Open is a garbage time to trade, skip it, you've many other times when the market isn't supposedly "volatile".

Again, Price > Pattern > Time > Patience.

Learn actual Price Action, not Double top/bottom garbage. A tip - **indecisive candles(example : open 10, high 19, low 1, close 13-7) are most important.**

For this tip alone, I can charge a million dollars but why would I when I can make more than that?




PeterCaleb

Sep 14, 2021 1:06pm
Quote
Post 26,453

Quoting B.Mir

{quote} There are no general times, time relevancy is based on Price Action. The above tip is valid for Today only, it was decrypted based on Price Action. Look at Price Action, see what it is trying to tell you. In general, NY Stocks Open is a garbage time to trade, skip it, you've many other times when the market isn't supposedly "volatile". Again, Price > Pattern > Time > Patience. Learn actual Price Action, not Double top/bottom garbage. A tip - indecisive candles(example : open 10, high 19, low 1, close 13-7) are most important. For this tip...

I'd like to say here, you need to be very mindful of language. People need to learn context and how this concept changes when you go from the 'real world' into trading.

For eg. 'price action' is just language. Words. Fad trendy language. The **context** of a double top is the most important element. When I was learning it was just called 'resistance', be it upper or lower. But still some sort of resistance is pressing on the situation that's stopping it from continuing on.

From me to you, what is an indecisive candle? I know what they are but when language is used with people learning, more predominantly than context, then confusion or arguments ensue. If what you are talking about is a "doji" style interval/period and all the "other" types of fancy names people LOVE to give these things, then I would say Naaah. Inside that period you have buying-selling-selling-buying etc etc etc. Trades opened and trades closed. Even on a 1M or 5 Tick interval. So to me there is nothing indecisive on a chart or within a period of time or price. It's the same re: people obsessing over "should I trade with a 4 or 5 digit broker?!" 5 digit prices are not prices at all. They are rational percentages of a price. In the real world they don't exist. So context.

Price in context of time in context of movement in context of day/week/month in context of real life. When you stare at a chart too much you actually believe IT is real life. Scary.

For me, fad price action is just silly. There is no real context there.

Just my input.

My motto = Learn or don't learn. Don't copy, learn.



B.Mir

Sep 14, 2021 1:19pm

[Quote](#)

[Post 26,457](#)

[Quoting Godwin Igili](#)

{quote} B.Mir. What is that level(Weekly or Monthly) of 1793.30 that is on that your chart? Daily open.



B.Mir

Sep 14, 2021 1:28pm

[Quote](#)

[Post 26,460](#)

For **Munchie**.



B.Mir

Sep 14, 2021 1:38pm

[Quote](#)

[Post 26,462](#)

[Quoting juhanimi](#)

{quote} He does exist, I met His Son Autumn 1987, I did ask from Him: Why You have made this shit...He said,: Just wait. Had to answer, LOL Anyways...

Of course He does exist, however you fail to realize that what may be objective and an objective opinion for me may, and is subjective to other people. Hence the "if", the if here is a philosophical neutral, more to do with solipsism.

Regarding your reply, my Creator doesn't have a gender, no sons, daughters, spirits. I'm a Muslim, not anything else. And yeah I don't respect your opinion for obvious contradictory reasons, I'm not a hypocrite, because if you're tolerant of everything and love everything then you stand for nothing and actually do not love anything, I respect the fact that you can and are entitled to have a different opinion on a same subject matter though, I wanted to be clear here.

However I do not want to dwell more in to the "why's" of it even though that is my actual Job, helping people understand the Logic of Creation, because this is a trading forum.

For people who are interested in finding more about the "creation" part, I'm always guarding "A Long" and "A Short" on "Goose" with an AWP, use Mir to find me there. Hah.

PS: For people who can't find me on Dust II or couldn't understand the reference above, PM. Because like I said, my Creation, Purpose, Objective transcendental Morality is my Job, not making money or having friends, family and everything else put together, they all play an important part, however God's Will, will always be on top of the hierarchical table.



PeterCaleb

Sep 14, 2021 1:42pm

[Quote](#)

[Post 26,463](#)

[Quoting B.Mir](#)

For Munchie. {image}

I'm really truly sorry but that is not indecision. That is clustered market activity. You know when the spread shifts up and down, that is transactional in nature and action not just to look pretty or to confuse. Both of your deep oval shaped highlighted areas are POP (Profit on profit zones). NOT indecision. Maybe to you they're indecision as you don't understand what is happening there. But please do not mislead people.

POP = Profit on profit = Participants are gearing up for the larger move up or down.

If you look at the range within those areas you marked, they're not going to be 0.5 PIPS or something like that from top to tail. You have measurable range. Measurable ups and downs. You have INTENTION.

AND you are talking about Gold, not some exotic that barely gets traded with a spread and range beyond tradable use. Sorry. Let's be truthful here.

Peter



B.Mir

Sep 14, 2021 1:48pm

[Quote](#)

[Post 26,467](#)

[Quoting PeterCaleb](#)

{quote} I'd like to say here, you need to be very mindful of language. People need to learn context and how this concept changes when you go from the 'real world' into trading. For eg. 'price action' is just language. Words. Fad trendy language. The context of a double top is the most important element. When I was learning it was just called 'resistance', be it upper or lower. But still some sort of resistance is pressing on the situation that's stopping it from continuing on. From me to you, what is an indecisive candle? I know what they are but...

Goodness gracious me, this guy, I tell you. Can you be more useless I wonder? Stay away from people like these, it's because of people like you sadly most give up "trading", all talk, no substance, rather than try to write where people have to go rounds and rounds, post some charts, show your entries, lots, profitability. You know something that can be useful, since it is a trading forum and without charts you can't trade.

In reply to indecisive, if you paid attention, I literally posted an example, even if wasn't for the example, I explained using mathematics, 10-20.... regardless of what it is called, context and explanation was there, no hooley.

Double top/bottom garbage, that goes for everything you think is "Price Action". I was very specific with that as well.

Anyway, rather than try to complain and counter argue everything without any basis, post some charts, answer some questions, be of use.

This is not a writing competition.

Personal opinion of this guy obviously, for people who consider this guy a deity or a teacher, follow on. He may think the same of me. Good luck



B.Mir

Sep 14, 2021 1:49pm

[Quote](#)

[Post 26,468](#)

[Quoting hocius](#)

{quote} Now I understand where you've been training your sniping skills😂😂😂
Sadly for 4K+ hours.



B.Mir

Sep 14, 2021 2:00pm

Quote

Post 26,469

Quoting PeterCaleb

{quote} I'm really truly sorry but that is not indecision. That is clustered market activity. You know when the spread shifts up and down, that is transactional in nature and action not just to look pretty or to confuse. Both of your deep oval shaped highlighted areas are POP (Profit on profit zones). NOT indecision. Maybe to you they're indecision as you don't understand what is happening there. But please do not mislead people. POP = Profit on profit = Participants are gearing up for the larger move up or down. If you look at the range within...

I said, indecisive candles, not clusters and I explained what they are, use your eyes, open them, read. "A tip - indecisive candles(example : open 10, high 19, low 1, close 13-7) are most important."

Whatever they are to you, post charts, explain and help people understand them, I'm hopeful they will be very appreciable.

No interested in this discussion anymore, later.



B.Mir

Sep 14, 2021 2:06pm

Quote

Post 26,470

Quoting B.Mir

Okay, Time for some outwardly magic, look for BUYS one hour before NY and SELLS 30 Minutes into NY. I can't believe I'm giving this away, even my body is shouting, Nooooo. Hah, good luck boys. What time is it boys? What did you have to do?

And this Peter is something you'll never achieve if you continue to be a Sheep



B.Mir

Sep 14, 2021 2:17pm

Quote

Post 26,473

Quoting Godwin Igili

{quote} Just ignore him and his posts. To me he(PeterCaleb) is here to discourage those of you that have better trading ideas He is on this thread to discourage the giving these ideas freely, He is here to stop the giving these free good ideas As PayItForward posted here <https://www.metalsmine.com/thread/po...1#post13702551> he(PeterCaleb) should assist being a Full Time Trader

Hey, let me very clear here, don't go for my words and humbleness, given the right reasons, I am still down with the devil and I'll send you back to oblivion. A reply to people who contribute nothing and run their mouth whenever they see a chance. Nothing meant offensive towards you GI.

Now for those reading, do you really think someone like me would even be remotely interested in helping and to too in a "forum" with all this red diamond garbage around here?

It's because I'm a Muslim, I do it for a higher purpose and reason.

Later Boys, have a Good Day.

Once SMFC of D II writing, later Hocius, my man



B.Mir

Sep 14, 2021 10:46am

[Quote](#)

[Post 26,497](#)

[Quoting Godwin Igili](#)

{quote} Thank you B.Mir What is the relevance and uses of the Fib 38.2 and the 61.8 Levels? Like with others.

Tip - Don't use 61.8 and 38.2 on Daily Levels. Use them on Weekly and Monthly levels



B.Mir

Sep 14, 2021 10:58am

[Quote](#)

[Post 26,498](#)


[Quoting B.Mir](#)

{quote} Careful with the shorts now until New York. 1807 Looming. And? 1807 was not random, this is how it was calculated.

I would like **Pistol Pete** here to show something like this, will he?






B.Mir

Sep 14, 2021 11:36am

Quote

Post 26,500

Quoting MrJoker

Well, I was playing a dangerous game here 😊 ... but collected some more. I should wait for the daily open... Most of all, avoid these type of trades or it will catch me one day ... {image}
What's your account size? How do you calculate your Lot sizes? You have too many entries.

For example, if you have a 100 dollar account, 0.01 - 0.02 is your safe bet. However you would need a 50 Pip swing in your favor to get that 10% a day. If that's it, your entries should be at best a couple of 0.02's. One closed after 10 Pip profit, one kept running.

For me I prefer, with a 100\$ account, 0.03 x 30 Pips for the initial 10%. Single entry of 0.03, close 0.02 after 10/20 Pips, leave 0.01 running. With a leverage of 1:500, you can have a leverage of 1:100 - 1:2000, this principle would still apply.

Be careful with a lot of entries, especially on a phone, it messes your head and your account will drain if they are not calculated according to margin.

Margin call and account bust is never really that far


B.Mir

Sep 14, 2021 6:41pm

Quote

Post 26,501

Quoting Godwin Igili

{quote} Thank you B.Mir 1. How do you trade the confluence (circled area) as shown in the attached chart, We have Monthly H3, Weekly(WL3) and Daily(DH3)? 2. Like with H3 Sell and L3 Buy, how do we trade the Weekly and Monthly 61.8 and Weekly and Monthly 61.8 levels? 🙏🙏🙏 Sorry and bear with me for now being like Munchie with many questions for Digger1, which helped us to understand Digger1 😊😊
{image}
Like this,

It was after stocks open, not my preferred time, same principle though.

Clean your chart, keep levels on separate windows/tabs. Weekly on one, Daily on another, Monthly on another. Be kind to your eyes, even if I gave you a billion dollars you still will not give me your eyes. That's how valuable they are.

XAUUSD, buy 100.00
1 792.31 → 1 794.12

2021.09.14 16:53
18 100.00

XAUUSD, buy 100.00
1 793.49 → 1 794.43

2021.09.14 16:53
9 400.00

21:12		History All symbols	
Profit:	133 600.00		
Balance:	133 600.00		
XAUUSD, buy 100.00 1 792.31 → 1 794.12	After Stocks Open	2021.09.14 16:53	18 100.00
XAUUSD, buy 100.00 1 793.49 → 1 794.43		2021.09.14 16:53	9 400.00
XAUUSD, sell 100.00 1 798.46 → 1 793.83	Before stocks	2021.09.14 16:57	46 300.00
XAUUSD, sell 100.00 1 798.47 → 1 793.82		2021.09.14 16:57	46 500.00
XAUUSD, sell 100.00 1 792.83 → 1 791.15		2021.09.14 16:40	16 800.00

Random, right?



B.Mir

Sep 14, 2021 7:05pm

[Quote](#)

[Post 26,503](#)

[Quoting MrJoker](#)


{quote} I try to keep it safe. At the moment, the account balance is \$ 270 and the positions I open are 0.02 lots, I try to have a maximum of 5 open positions.

270 Pip(sometimes you get that in 10 minutes) difference and you are out, keep it at least 500 Pips.

Before everything your maths should be on point, will help you in the long run, you wouldn't need to think, create a compounding chart based on your size and enter accordingly, don't think for things that don't need thinking.

Use any compounding site, enter 100 as initial deposit, 10% per day and see what your Lot size should be for 35 Pips of profit in order to get that 10% a day.

Good Luck, hopefully I am being helpful

**B.Mir**

Sep 14, 2021 8:43pm

[Quote](#)

[# Post 26,508](#)


Quoting Godwin Igili

{quote} Thank you. Grateful for the eyes friendly tips You mean same principle as Buy L3 applies, Buy Weekly and Monthly 38.2 levels And Sell H3 ,also means Sell Weekly and Monthly 68.1 level L3, H3, Mid point etc are all levels to look for, there's no specific for buys and sells, you don't buy L3 and Sell H3 all the time, like with today for example, 1807 was a sell, it may be a buy some other time, depends on Price Action and how it gets there and behaves.

No greater blessing than good health. Eyes, mind, body, take care of all, yeah they all deteriorate but we have to do our part.

Don't drink, don't smoke, eat organic healthy food, stay clean, don't use profanity. All of this has become norm these days, but you don't follow the world you follow your fitrah, something that is intrinsically good for you. Be an example that people look up to and more importantly someone who can look himself in the mirror and be satisfied of his actions. Keep on improving in every aspect of life, till the day we die, don't lose hope, work hard, not as a slave but for yourself.

That's all I can say

**B.Mir**

Sep 14, 2021 9:01pm

[Quote](#)

[# Post 26,509](#)

Quoting shnackattack

Burhan, can you show some trading examples on the oil chart please? Brent or LCrude. Don't trade Oil, however if did, this is how I would do it.

Good Luck





B.Mir

Sep 14, 2021 9:06pm

Quote

Post 26,510

Quoting munchie

{quote} Hi B.Mir , thanks for being here for us then we have the other helper on trading business , every trader have different trading view , but when they become master under their eyes still come to the end that a winning trade , you traded on Fibo and Digger trade on Pivot and EMA same level just different name .With all my respect i love to learn as much as i can with you and Digger .With you i dont have to remember all the number of EMA ,make it little easy for me ,but all i still have to learn hard and practice . I did not trade live ,only...

It's the high, low, open, low of that candle.

Please link that chart/image, I'm not sure as to what you're referencing



B.Mir

Sep 14, 2021 9:28pm [Quote](#) [Post 26,513](#)

[Quoting munchie](#)

{quote} Hi B.Mir , this is the pic with your fibo number what did fibo mean in that (monthly ,weekly ?)
thanks B.Mir
Daily Levels



B.Mir

Sep 15, 2021 10:50am [Quote](#) [Post 26,537](#)

[Quoting B.Mir](#)

{quote} L3, H3, Mid point etc are all levels to look for, there's no specific for buys and sells, you don't buy L3 and Sell H3 all the time, like with today for example, 1807 was a sell, it may be a buy some other time, depends on Price Action and how it gets there and behaves. No greater blessing than good health. Eyes, mind, body, take care of all, yeah they all deteriorate but we have to do our part. Don't drink, don't smoke, eat organic healthy food, stay clean, don't use profanity. All of this has become norm these days, but you don't follow...

This is what I was talking about. Time plays an irreplaceable role, after all it is a just graph of two variables, nothing more.





B.Mir

Sep 15, 2021 10:59am Edited at 11:13am

[Quote](#)

[Post 26,539](#)

Quoting hocius

{quote} I see you aiming ytd 50 level. You usually target for that when London steps in? And expect it to get hit before USA?

Stopped out, though that was the target.

YTD 50 and also Weekly L3.

More importantly because it's **Wednesday and London**.

****Not during USA, during London, set times(before 1 Hr of NY Open), if it doesn't look for something else.**

It isn't set in stone, that's why emphasis on +10 Pips only. You can't get these moves every time.

***** I thought you meant During USA.**





B.Mir

Sep 15, 2021 11:17am

[Quote](#)

[Post 26,541](#)

Quoting skytrain

{quote} hello b. mir, thanks for sharing your insight here. may I know if you re-enter after got stopped out? or you wait until the next set up? thank you.

No, usually when I know there's a higher chance of a bigger move, I close my initial entry with profit(80% of entry) leave 20% there with a SL of 15-20 Pips, then set +0.10 Pips SL later.

Example, enter with 10, close 8 with 10 Pips profit, leave 2 there with SL of 15-20 Pips. With this you're still in profit, given you know your entries.

I do not like multiple entries, for variation in price as well as precision. I prefer to enter 10 rather than 5 + 5. You can always close half or quarter or whatever.

Hopefully that was clear

XAUUSD, buy 80.01

1 792.233 → 1 794.442

BANGER

XAUUSD, buy 19.99

1 792.233 → 1 792.400

Stopped out,

Initial entry 100,

TP, 80.01, Runner 19.99



B.Mir

Sep 15, 2021 11:52am

[Quote](#)

[Post 26,543](#)

Quoting PeterCaleb

{quote} Yeah nothing like a little reality to watch people squirm. Sorry for interrupting please continue. Pistol Pete(because after I got to know what it means, it's a form of respect from me to you), do you even know what your name means and what it emphasizes? If you already knew, then further proves my point of being a sheep, why would somebody want a name which has that bad of a meaning?

You'll teach me reality? I have known mothers who sold their 2 year old babies for a few grams of heroin. I have seen the dark depths of "Scene", if it wasn't for one of the sell-outs "RELOADED" will still be great, you have no idea about the abuses of the government what it can do to you and how it controls you. I almost died, was within an inch, I have seen people literally starve to death, watched people kill for a few quid and you'll teach me reality?

I was a professional counselor as well, you want to know how many of whom I interacted with were molested by their father? How many want to horrifically murder their partners?

Reality, fact is, all of this is garbage, the only truth is that we have to die. Are we prepared for it? Did we know why we did what we were doing during our time here. Life isn't too short, it gives you countless opportunities to think, reason, understand, learn.

Nothing against you, I have nothing to prove to anyone except for the One I'm living. May He guide you, I will not belittle you for indeed you may be a much better person than me in other things, I cannot possibly know. I'll leave it at that.

You do whatever you think is necessary and whatever fits you. Nobody, literally nobody cares, that's some actual reality. A starving man doesn't care about your dress code, he's more interested in getting something inside his stomach



B.Mir

Sep 15, 2021 11:52am

[Quote](#)

[Post 26,544](#)

Quoting MrJoker

Closed some +10 pips shorts from 1802.41... I should have left some runners. Anyway 3/4 of the daily percentage done.
Excellent



B.Mir

Sep 15, 2021 1:24pm

[Quote](#)

[Post 26,545](#)

Quoting B.Mir

{quote} Stopped out, though that was the target. YTD 50 and also Weekly L3. More importantly because it's Wednesday and London. **Not during USA, during London, set times(before 1 Hr of NY Open), if it doesn't look for something else. It isn't set in stone, that's why emphasis on +10 Pips only. You can't get these moves every time. *** I thought you meant During USA. {image}

Still valid, until next hour and a half



B.Mir

Sep 15, 2021 1:35pm

[Quote](#)

[Post 26,547](#)

Quoting MrJoker

{quote} I didn't enter because of this... but that is probably an incorrect marking. {image}
I did because of that time thing. Why else would I in such a close range if I didn't know what it was going to do?

Again, stopped out but still that +10 Pips profit. That's the whole point.

General Tip - Patterns are random, on how they form. Using the time advantage in your favor will get that randomness out. And that too for +10 Pips or at worst +0.10 Pips, don't get greedy and go looking for 50 - 100 Pips move(s).

**** Plus the H&S that you're seeing is on a 15 Minute chart, look up Hourly and there's a bigger H&S contradictory to it.**

Monthly - Weekly - Daily - Hourly - 15 Minute(entry). This is how your analysis should look, no the other way round.



Quoting B.Mir

{quote} Still valid, until next hour and a half. {image} {image}


I said, next hour and a half and before NY earlier. The same H3 Level for Buy. So you see, three of my trades today, **same level, One Buy, One Sell, One Buy**. Don't get too attached to levels, **there is no bias, just money to be made**. And guess what? As always I said exactly why, and that too beforehand, not after, everybody can explain their entries after the market plays out.

Please consider taking some time out and focusing on what I'm trying to teach.

Nobody else will teach you this, I think most of you know that already. Glad to be of use and help though.





 [B.Mir](#) Sep 15, 2021 3:27pm [Quote](#) [# Post 26,550](#)

Quoting Akram4899

{image} hesitated should have entered earlier first target Y H

A tip - never ever enter like this even if it works out, that's a bad habit. Your trade and more importantly SL will be all over the place.

There are "n" number of opportunities, wait for the next one.

Price > Structure > Time > **Patience**

Don't ever try to substitute or interchange any-one just because of gut feeling or the feel of missing out.

N number of opportunities, remember. Good luck


 [B.Mir](#) Sep 15, 2021 4:21pm [Quote](#) [# Post 26,553](#)

Quoting digger1

jr , playing hookie from school today , digging beets , no time , but this job done for the day now, same ole stuff , one runner left , have a good one all ,{image}

See, Diggz got the other one. Hah




 **B.Mir** Sep 15, 2021 4:27pm [Quote](#) [Post 26,554](#)

Quoting B.Mir

{quote} Stopped out, though that was the target. YTD 50 and also Weekly L3. More importantly because it's Wednesday and London. **Not during USA, during London, set times(before 1 Hr of NY Open), if it doesn't look for something else. It isn't set in stone, that's why emphasis on +10 Pips only. You can't get these moves every time. *** I thought you meant During USA. {image} Target doesn't necessarily mean you re enter longs for swings, you re enter longs for +10 Pips and see where the runner goes.

It can still go down to 1788 Weekly Open, as time and Session is supporting it, however, no matter what it does, you will get your inch perfect entries and your trades.

Hence the reason I take only three trades, even though I can take 10, takes too much effort to remember and wait for your entries

 **B.Mir** Sep 15, 2021 5:02pm [Quote](#) [Post 26,556](#)

That's all from me. Read, practice, learn and fruition awaits. I gave you all the tools that you need.

Good Luck Boys.



B.Mir

Sep 16, 2021 4:10pm

[Quote](#)

[Post 26,610](#)

Okay, last post, after all I do use this site to check calendar, couldn't resist as today might be that account breaker day for many. There are your monthly levels coming into play.

Look for **H&S near 1748-52** in about two hours time. **18:00 Market Time**. If not, let it go. If Gold has one of those **~1000 Pips** days, **1710** is your level.

No charts this time, home work for those who would like to know why



B.Mir

Sep 16, 2021 6:06pm

[Quote](#)

[Post 26,627](#)

[Quoting B.Mir](#)

Okay, last post, after all I do use this site to check calendar, couldn't resist as today might be that account breaker day for many. There are your monthly levels coming into play. Look for H&S near 1748-52 in about two hours time. 18:00 Market Time. If not, let it go. If Gold has one of those ~1000 Pips days, 1710 is your level. No charts this time, home work for those who would like to know why.

What time is it?

Say what again? I guess I do know a thing or two



B.Mir

Sep 16, 2021 8:44pm [Quote](#) [Post 26,633](#)

Quoting tonny47

{quote} impressive Mir! why would you not enter on candle i marked with red arrow? wouldnt that be your second shoulder? (it would work in this instance with around 30 pips stop but there seem to be a lot of cases where I would be bulldozed over) *Edit - forgot to include picture {image}
Hello, tony, good to hear from you, hopefully that video session was fruitful.

You know that old age saying "there's a time and place for everything", that's what it was/it is/and it will be. Humans have emotions/sentiments, cannot be relied upon.

Market on the other hand, a graph of two variables controlled by an algorithm. You want to philosophize it, good luck, it will not and doesn't care. In this feild Math's and graph theory will come handy not philosophy even though I'm more of a fan of the latter.

Late Asia, when you had a sell entry at **1791.80(Monthly quarterly/Thursday/Late Asia)**, it started there. Deep in London, this is what the chart was screaming for. At least for me.

This forum is a cesspool most of the time, I don't/didn't want to post anymore but seeing people struggle when I have the answer that they are seeking, I just couldn't resist, probably saved many members from busting their accounts.

Given the requests I'm getting, I might start a new venture soon, no guarantees though, more importantly it'd be something where I control the content, I have had it with pie charts as Diggz rightly put it.

Later, boys. Peace Be Unto You



B.Mir

Sep 27, 2021 11:29am Edited at 11:58am [Quote](#) [Post 26,950](#)

Quoting MrJoker

Little fun with averages for start of the week. {image}

Nothing to do with averages, they just happen to be at the place at the same time. Plus the more stuff one has on a chart the more complicated it gets. Hence the reason why that thing happens. "Oh, it worked that day, why isn't it working now, well, may be because the averages were not following the structure that time".

Good to see that your entries are getting better, decrypt them and answer that why question for yourself. Why did it work? Don't just think, it was a moving average reaction, it wasn't. That's why they don't work every time, structure and algorithm does do the same thing and work every time though. Not 1:2 RR or 70-90 % Win-rate, 99% win-rate with instant(hardly 5 minutes) +0.10 SL is what you should be targeting.

This chart was for someone else, seeing your entry though, thought, might as well





Wellington (Pacific session)	03:30 am	10:15 am
Sydney (Pacific session)	5:30 am	12:30 pm
Tokyo (Asian session)	5:30 am	2:30 pm
Hong-Kong and Singapore (Asian session)	6:30 am	2:30 pm
Frankfurt (European session)	11:30 am	7:30 pm
London (European session)	12:30 pm	8:30 pm
New York (North American session)	5:30 pm	2:30 am

**WITH CLOSING TIMES, For
those who are wondering.**

Wellington (Pacific session)	03:30 am
Sydney (Pacific session)	5:30 am
Tokyo (Asian session)	5:30 am
Hong-Kong and Singapore (Asian session)	6:30 am
Frankfurt (European session)	11:30 am
London (European session)	12:30 pm
New York (North American session)	5:30 pm

My Session Timings are based on this time chart table. Convert Accordingly.

GMT +5:30



B.Mir

Sep 27, 2021 12:08pm [Quote](#) [Post 26,953](#)

[Quoting PeterCaleb](#)

Great, here we go again..... and why is that an indecision candle ? Are we talking about bulls, bears, lambs or active traders ? And how does it look on a different time frame? What's the transitional trading doing seeing as Gold is an evergreen market so it has several active factors. Or are we just talking about good ol' price behaviorism? Why am I asking? Because those in the know don't teach their algorithms and those outside it always want a taste. And therefore algo's that are not in one's control are outside one's control and can and...

Hah, good luck with your **10000 AUD Pistol Pete**. I'm interested in being the richest person in the world when it comes to wealth, not interested in being a **"trader" or a so called philosopher**.

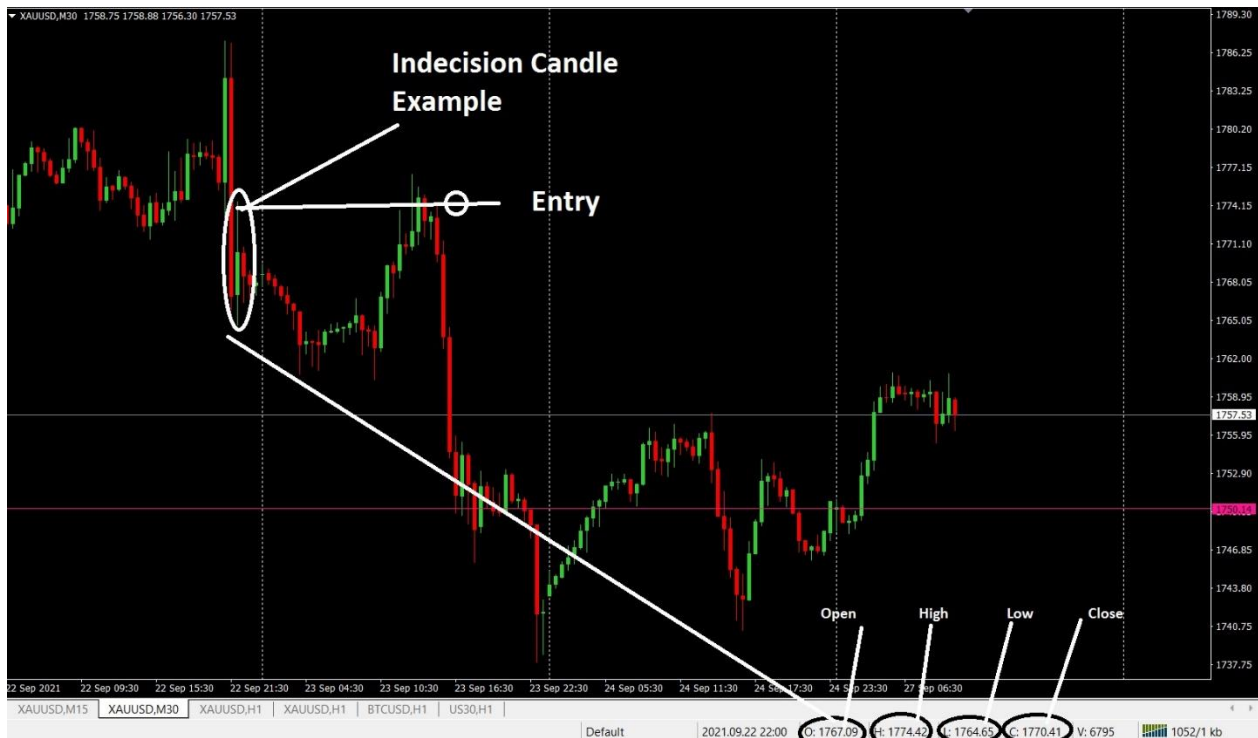
And given my account balances I'm well on my way.

The information above is for the people who set their target at **Trillion Dollars**, not just a few hundred or thousand dollars. Perhaps the people that I had the pleasure of having a video session with will entertain you further, I certainly won't, for obvious reasons.

Anyway, as usual, nothing against you.

Edit** Might as well throw a bone. Maybe you'll see that light at the end of a very very dark tunnel.

Peace be unto you as well




B.Mir

Sep 27, 2021 12:24pm
Quote
Post 26,954

Quoting MrJoker

{quote} Great to see you back B.Mir and learn from you... and yes you are right, averages follow the price, not the other way around. I would love to achieve the level of precision you mention, but my knowledge is still too little for that. Anyway, I learn and practice every day... One day I will achieve it. 💪
I have no doubt, if you do the right things and as long as you're still healthy, mentally and physically capable.

Set your goals that you want and your soul and body reeks for, don't set your goals by looking at me, your neighbor, Pistol Pete or anyone else for that matter. Don't settle for anything less unless you're not capable, then accept and move on. Your soul(subconscious mind) does not lie, cheat, it is your truth, look for it, work on it and you'll get everything you desire. Apologies for philosophical discourse, can't help it though.

Nothing but best of both worlds for you, more importantly peace of mind.

Later


B.Mir

Sep 27, 2021 12:44pm
Quote
Post 26,956

Quoting PeterCaleb

{quote} Yeah OK. I know a child when I trip over one. You make assumptions instead of learning something. So I'm gonna go with child. Nope I don't try to be any of that. I'm just a guy who's leaned a few things through the years. I know many muslims, some old world and some new, but from what I've seen I don't think you understand the teachings any more than it appears you appreciate weighted areas of market value, NOT price chart mathematics but actual 'stand in the middle of the Bazaar and do business' attributes. Besides, right now, some...
See what happens when you throw a bone? Anyway, literally laughing at the state of the human condition of today not to mention laughing at myself for being a multimillionaire at 28, and laughing even more that a "**child**" was able to achieve that. Goodness gracious me, what exactly happened to you? A third or fourth booster shot? Soy based products? May Allah Guide You Akhi, I wish you nothing but the best. People like you have to sadly exist to make sense of this world, that's the reason I have nothing and hold nothing against you. I precisely like the market see why your existence in my framework is of nuisance, yet I'm patient.

On a more serious note. Guys, now you see what happens? Just because they can't do it, they don't want others to do it. Would you rather be a billionaire living according to your predisposed condition or be happy with a few thousand dollars living every day as slaves even staying in lines for food. Look at the state of so called advanced first world city as Melbourne and you'll have your answer



Meanwhile, for those who want to be billionaires and are interested in learning the way in order to achieve that. Runner stopped, see it doesn't take more than 5 minutes for trades to go in your favor. **Bought at 13:55, closed at 14:01.**

Edit** Reasons:



Runner stopped. Yet + 0.10 Pips





B.Mir

Sep 27, 2021 2:36pm

[Quote](#)

[#Post 26,959](#)

Quoting PeterCaleb

{quote} I would say that you've had FAR TOO much time on your hands, and have poorly measured anything of real value this is what a child does. A modest and humble person need not flaunt anything of real value. Your first disposition. You are talking about certain things where you have done very little full research and clearly have gathered even less re: real life. I am not impressed by millions or billions. Nor foolishness or pride. ALL these people need do to learn how to trade well is to find their own niche and then do an EXCEPTIONAL JOB...

Again, rubbish. In a forum about money and numbers we don't talk about numbers because it's flaunting. Sure.

Three points for you.

1. Nobody likes you, to be more precise nobody is interested in your posts, at least in this thread. Classic bar example, don't want to extrapolate further as I don't want to encourage people into investing their time exploring that messed up field. In layman's terms, I don't want people thinking alcohol is somehow good for them.
2. Conversation in flesh, you won't be able to even look at my face, hah, take it from me and past experiences. Yet, send me location, time and date.
3. Most important, either put up or go hide in a corner - We both trade for a week, live streaming for audiences. Just 30 dollars and let's see where we both are after a week, while doing the stream(s), we explain why we are taking certain trades/entries. Each entry has to be explained beforehand, don't worry, we won't cut out of your AUD 10000 account. It'll be a member funded account of this thread, account will be in his name, every member of this forum can access that account with investor privileges. I'm pretty sure "n" number of members of this thread would be happy to see that and more importantly let's see what your "real life maturity, wisdom, experiences and all other things intellectuals only dare read about." is capable of achieving.

Waiting for the excuse in 3,2,1

Later



B.Mir

Sep 27, 2021 2:52pm

[Quote](#)

[#Post 26,961](#)

[Quoting Alke](#)

{quote} Hi B.Mir, From your charts, what do you mean by actual weekly levels? From what I studied, it means some previous week levels at which price moved to when it expanded beyond last week high or low? Does this also work with daily levels when price goes beyond high/low? And how it connects with last week levels?

Yeah, pretty much, as long as price is in that **Bigger structure**, they will stay your weekly levels until it breaks the high or low.

Not daily, only weekly and monthly.

For example, week 1 price moved from 20 - 40 > your levels for week 2 are based on 20 - 40.

Now for the 2nd week > price moved from 25 - 32, third week's levels or smaller box are based on 25-32

Your **actual weekly levels or bigger boxes** are still based on 20 - 40, because price is still in that range, once it breaks it, they are invalid. So on and so forth, hope that was helpful



B.Mir

Sep 27, 2021 3:03pm

[Quote](#)

[Post 26,963](#)

Quoting Alke

{quote} So based on this example, once price moved beyond 20-40, will we go back in time to find the weekly structure to which it moved to and use those as actual weekly levels now? even if it is like very old? Yes, even if they are 20 year old levels. That's when your yearly and 10 yearly levels will come into play.

I would suggest learning mathematical graphs to get even more details about the market, at least on its behavior. Even though what I have already showed you all is all you need, yet no reason not to learn new things that make sense.

Later



B.Mir

Sep 27, 2021 4:10pm

[Quote](#)

[Post 26,970](#)

Quoting PayItForward

{quote} Hope it is a BIG, VERY VERY BIG bucket of popcorn because it will take him a longgggggggg time to think up some "intellectual" "common sense" very wordy reason NOT to compete ... Interesting times

ahead 🤔 🤔 🤔

Hardly an intellectual, perhaps I should help him come up with a response seeing as from a worldly perspective, I'm considered a philosopher. These pages are worth absolute garbage, no purpose do they serve except keeping us a slave to n number of masters.

University of Southampton

University of Southampton
University Road,
Southampton, SO17 1BJ,
United Kingdom

Tel: +44 (0) 23 8059 5000
Fax: +44 (0) 23 8059 1235

TO WHOM IT MAY CONCERN

Registration No. [REDACTED]
Name: Burhan Ul Bashir
Date of Birth: 01 January 1993
Address: [REDACTED]

Year	Subjects Taken	Credits	Grade
2010-2011			
Semester One			
PHIL1005	Ethics	15 credits	B-
PHIL1002	Knowledge and Mind	15 credits	B+
PHIL1016	Reason and Argument	15 credits	B-
PHIL1003	Ancient Greek Philosophy	15 credits	B+
Semester Two			
PHIL1008	Applied Ethics	15 credits	B+
PHIL1021	Existentialism and its Origins	15 credits	B
PHIL1020	Faith and Reason	15 credits	B+
PHIL1027	Freedom and Responsibility	15 credits	A
2011-2012			
Semester One			
PHIL2026	Appearance and Reality	15 credits	A
PHIL2039	Ethics of Global Poverty	15 credits	B+
PHIL2040	Metaphysics	15 credits	B
PHIL2052	Political Thinkers	15 credits	A+
Semester Two			
PHIL2001	Aesthetics	15 credits	B+
PHIL2036	Continental Philosophy	15 credits	A
PHIL2021	Epistemology	15 credits	B
PHIL2027	Kant	15 credits	B+
2012-2013			
Semester One			
PHIL3036	Action, Reason and Ethics	15 credits	A
PHIL3050	Power and Ethics Before Machiavelli	15 credits	A+
Semester Two			
PHIL3051	Other Minds	15 credits	B+
PHIL3054	Philosophical Logic	15 credits	A+
2013-2014			
Semester One	Philosophy Dissertation	30 credits	B+
PHIL3013		30 credits	
Semester Two	Philosophy Dissertation	30 credits	
PHIL3013		30 credits	
	Total: 450 credits		

First Award: Bachelor of Arts in Philosophy, with First-class Honours
Graduation: 15 July 2014

Signed: 
Susan Noble
Administrative Assistant

Date: 22 August 2014
Not valid without official stamp

1 - END -

Scanned by CamScanner

Sep 27, 2021 4:32pm [Quote](#) [Post 26,975](#)



B.Mir

Quoting MrJoker

H/S around day/weekly open. EDIT : Closed at 1754.40, daily target already made. {image}

Excellent, though your precision based entry was a little lower, **1748.53**, look up your **15M chart** and decrypt why.

Sep 27, 2021 7:41pm [Quote](#) [Post 26,991](#)



B.Mir

Okay, now to more important things regarding trading, pay attention, especially for the people who trade small lots. I know most of us start with 0.01-0.05 after burning our intuition based medium to large account.

Remember I said that I can take 10 trades a day, can even take 15 if I look at the chart for 23 hours that it is open, and yet I only take 3? Well, for an experiment, I did trade 10 times in this account as a member of this forum was asking for specific entries, but what I did was as soon as the trade was in my favor I put +0.10 Pips SL. All of them were +10 Pips trades, some of them were even +30 Pips at one point. Yet I was looking for those big 100-200 Pips moves. Guess what happened? All of them stopped out, now if I didn't have a SL of +0.10, what would have happened in the case of looking for big moves? All of the trades would have had a negative outcome.

If I didn't immediately put SL to +0.10 Pips, a couple would have been 60-70 Pips trades.

But guess what? You want consistency, all your trades should be winners, by how much, doesn't matter because you'll always get those 10 Pips every damn time and you base your account around those 10 Pips not 100 Pips.

When you have a day/week like this, where all of the trades are winners and that too **trades immediately going in your favor**, you've made it. Don't be impressed with a net positive outcome day. Work hard for consistency and this.

You day should look this **+0.1 +0.1 + 0.2 + 0.3** this than **+5 -4 +6 -8 + 10**

Please pay attention to the times and price of the entries. Open up a chart and try to decrypt them, use only an **Hourly and 15M chart** to decrypt. **10 Valid inch perfect entries from Late Asia to Peak NY Stock Open.**

Broker used - Exness.



B.Mir
Joined Sep 2020 | Status: Member | [139 Posts](#)

Sep 27, 2021 10:47pm | Edited at 11:12pm | [Quote](#) | [Post 26,993](#)

Quoting tzamo

{quote} Awesome B.Mir, how would one handle those unlucky rare few trades that don't give a chance to put in a b/e for what ever reason?

Your SL of 15-20 Pips will take care of that.

Plus don't rush, start with the demo account. Turn **30 to 300** using compounding and mathematical logic and you won't need to worry about those rare trades. You may blow **100, 30 dollar accounts**, but it's the learning part you're after, don't cheat. Math doesn't let you cheat, hence my emphasis on basing you analysis around it.

Once you know what you're doing, you'll turn that **30 dollar account** into **150000 in 90 days**.

In the example shown in images, you start with **30 dollars**, first day's goal, **3 dollars, 30 Pips for 3 dollars**. What does that come down to?

3(0.01x10 Pips) trades or **0.01 x 30 Pips** one trade. All the time with a **SL of 15-20 Pips**. Please tell me with mathematics how you'll get those rare trades or out of control account busting drawdown?

Good luck, before doing or going further in your trading career, understand this post. And this goes for everyone.

Don't think about things that don't need thinking, give your mind some rest.

Date / Day	Earnings	Total Earnings	Balance
29 Sep '21	\$3.00	\$3.00	\$33.00
30 Sep '21	\$3.30	\$6.30	\$36.30
01 Oct '21	\$3.63	\$9.93	\$39.93
02 Oct '21	\$3.99	\$13.92	\$43.92
03 Oct '21	\$4.39	\$18.32	\$48.32
04 Oct '21	\$4.83	\$23.15	\$53.15
05 Oct '21	\$5.31	\$28.46	\$58.46
06 Oct '21	\$5.85	\$34.31	\$64.31
07 Oct '21	\$6.43	\$40.74	\$70.74
08 Oct '21	\$7.07	\$47.81	\$77.81
09 Oct '21	\$7.78	\$55.59	\$85.59
10 Oct '21	\$8.56	\$64.15	\$94.15
11 Oct '21	\$9.42	\$73.57	\$103.57
12 Oct '21	\$10.36	\$83.92	\$113.92
13 Oct '21	\$11.39	\$95.32	\$125.32
14 Oct '21	\$12.53	\$107.85	\$137.85
15 Oct '21	\$13.78	\$121.63	\$151.63
16 Oct '21	\$15.16	\$136.80	\$166.80
17 Oct '21	\$16.68	\$153.48	\$183.48
18 Oct '21	\$18.35	\$171.82	\$201.82
19 Oct '21	\$20.18	\$192.01	\$222.01
20 Oct '21	\$22.20	\$214.21	\$244.21
21 Oct '21	\$24.42	\$238.63	\$268.63
22 Oct '21	\$26.86	\$265.49	\$295.49
23 Oct '21	\$29.55	\$295.04	\$325.04
24 Oct '21	\$32.50	\$327.55	\$357.55
25 Oct '21	\$35.75	\$363.30	\$393.30
26 Oct '21	\$39.33	\$402.63	\$432.63

Investment Projection

Investment value

\$159,390.68

Total interest / earnings

\$159,360.68

Percentage profit

531202.3%

Total days / Business days

90 / 90

Daily interest rate

10%

End date

27 Dec 2021

Initial balance

\$30.00

Earnings breakdown



[B.Mir](#)

Sep 27, 2021 11:02pm

[Quote](#)

[Post 26,995](#)

Quoting MrJoker

{quote} B.Mir your time zone is GMT+1 or GMT+5:30? Exness broker time GMT+0, yes?

I don't know about specific brokers, for the same reason you mentioned, different brokers/different times. Hence the reason my actual time based chart is based on my local time, if I move to a different time zone, I'll just convert the local time zone. It nullifies all the broker garbage(different brokers have different days open and the rest for that matter, it's a riot). For example at 1 Pm my local time, if I am looking for a Buy it'll be same across all brokers.

My current local time zone is GMT +5:30, I'm in my home town.

****Chart entry time will be based on Exness Times**



[B.Mir](#)

Sep 28, 2021 3:03pm

[Quote](#)

[Post 27,005](#)

Today's entries, how you should have traded, my reasons, and more importantly a glimpse of my timing chart and what yours should look like, which is priceless, no amount of money can buy that.

Anyway, as usual, homework, figure out why I took those entries at that time(s). Even though I have explained why, use your own interpretation of the market.

A runner running, given it's **Tuesday**, we might see that **1705-1710** Level after all. It has **3** damn hours to get there. If you know what I mean, Hah.



17:26

History
All symbols

Profit:	495 600.00
Balance:	495 600.00

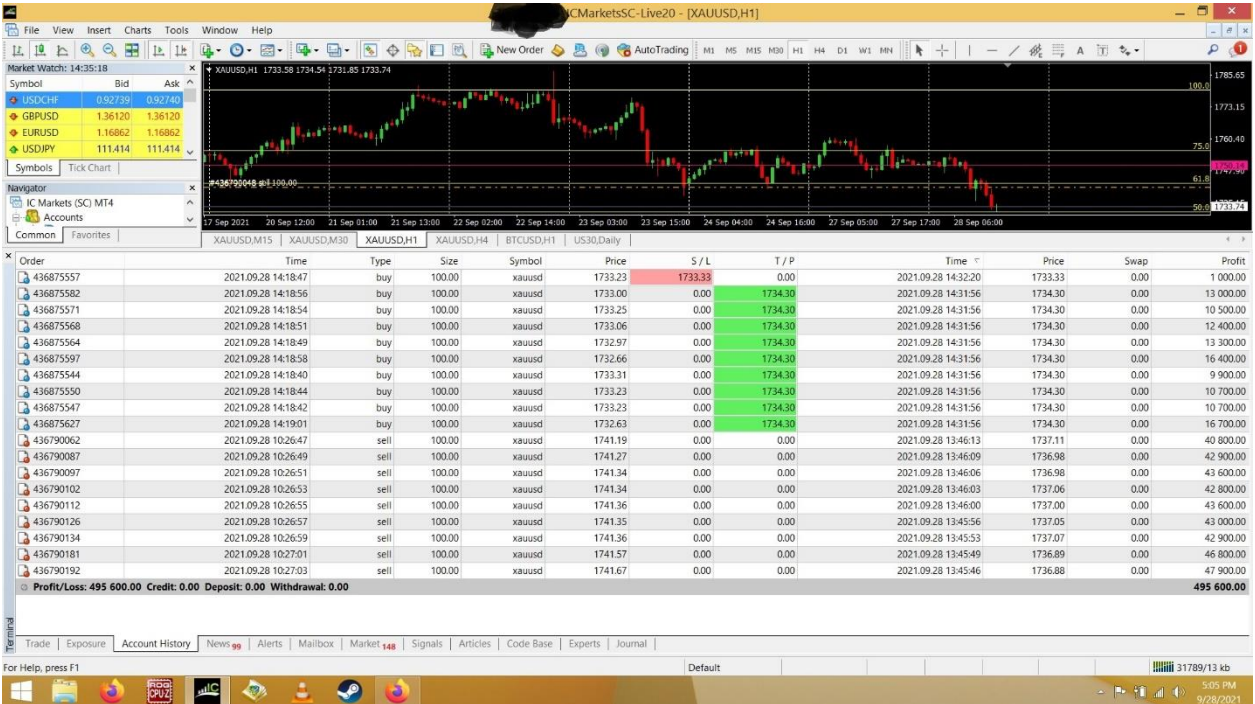
XAUUSD, buy 100.00 1 732.63 → 1 734.30	2021.09.28 14:31 16 700.00
XAUUSD, buy 100.00 1 732.66 → 1 734.30	2021.09.28 14:31 16 400.00
XAUUSD, buy 100.00 1 733.00 → 1 734.30	2021.09.28 14:31 13 000.00
XAUUSD, buy 100.00 1 733.25 → 1 734.30	2021.09.28 14:31 10 500.00
XAUUSD, buy 100.00 1 733.06 → 1 734.30	2021.09.28 14:31 12 400.00
XAUUSD, buy 100.00 1 732.97 → 1 734.30	2021.09.28 14:31 13 300.00
XAUUSD, buy 100.00 1 733.23 → 1 733.33	2021.09.28 14:32 1 000.00
XAUUSD, buy 100.00 1 733.23 → 1 734.30	2021.09.28 14:31 10 700.00
XAUUSD, buy 100.00 1 733.31 → 1 734.30	2021.09.28 14:31 9 900.00
XAUUSD, sell 100.00 1 741.67 → 1 736.88	2021.09.28 13:45 47 900.00





Week 1
Monday Buy 1:00 Sell 1:15 Buy 1:30 Small Buy 4:05 Sell 4:15 Buy 4:30 Buy 4:45 Sell 4:55
Week 2
Monday Buy 1:00 Sell 1:15 Buy 1:30 Small Buy 4:05 Sell 4:15 Buy 4:30 Buy 4:45 Sell 4:55
Week 3
Monday Buy 1:00 Sell 1:15 Buy 1:30 Small Buy 4:05 Sell 4:15 Buy 4:30 Buy 4:45 Sell 4:55
Week 4
Monday Buy 1:00 Sell 1:15 Buy 1:30 Small Buy 4:05 Sell 4:15 Buy 4:30 Buy 4:45 Sell 4:55
Last Week
Monday Buy 1:00 Sell 1:15 Buy 1:30 Small Buy 4:05 Sell 4:15 Buy 4:30 Buy 4:45 Sell 4:55

Week 1
Tuesday Sell 1:00 Buy 1:15 Buy 1:30 Buy 1:45 Buy 1:55 (not 1:55) Sell 2:00 Buy 2:15 Buy 2:30
Week 2
Tuesday Sell 1:00 Buy 1:15 Buy 1:30 Buy 1:45 Buy 1:55 (not 1:55) Sell 2:00 Buy 2:15 Buy 2:30
Week 3
Tuesday Sell 1:00 Buy 1:15 Buy 1:30 Buy 1:45 Buy 1:55 (not 1:55) Sell 2:00 Buy 2:15 Buy 2:30
Week 4
Tuesday Sell 1:00 Buy 1:15 Buy 1:30 Buy 1:45 Buy 1:55 (not 1:55) Sell 2:00 Buy 2:15 Buy 2:30
Last Week
Tuesday Sell 1:00 (Strong sell last week if sell pressure at 1:00/Buy at 1:15 retest shoulder) Small Buy 1:30 Buy 1:45 Buy 1:55 (not 1:55) Sell 2:00 Buy 2:15 Buy 2:30





B.Mir

Sep 28, 2021 3:04pm [Quote](#) [Post 27,006](#)

Quoting PayItForward

Wow ... Gold where are we going ... anyone ... mathematical ... averages ... pivot people ... H&S ... 1732, 1729, 1718, 1686?? touched DS2 what is next WS2? Looking for inspiration ... I got no idea ...
Hah, take a look, it's your lucky day



B.Mir

Sep 28, 2021 3:17pm [Quote](#) [Post 27,008](#)

Quoting PayItForward

{quote} haha ... I knew that once someone asked for HELP you would answer the call ... and I thank you for your valuable time 🙌👍😊
You don't have to thank me and you never will have to. Good Luck.

Later



B.Mir

Sep 28, 2021 4:26pm [Quote](#) [Post 27,011](#)

Quoting MrJoker

{quote} Could you please show me how you drew the weekly levels? {image}
The levels that you have are Last Week's levels not Weekly levels.

Read this post, I want you to figure it out yourself and post here, it'll be beneficial for you in the long run, if you still can't, I'll post a chart later explaining why.

<https://www.metalsmine.com/thread/po...7#post13722217>



B.Mir

Sep 28, 2021 4:40pm [Quote](#) [Post 27,014](#)

Quoting PayItForward

{quote} I must apologise, I am not as quick on the uptake as others here ... yesterday, you said in a post that all times would be 00:00 GMT your broker Exne\$\$ and today you have very kindly given us all your times of trading (for me a bit blurry, maybe it is the black ink) but the broker is IC and from past experience I seem to remember they are GMT +3, so I am confused with the time map, is it GMT 00:00 Broker time or GMT +3 Broker time? Thankyou ... appreciated 😊
First of all, you don't have to apologize,

I never said GMT +0:00 or GMT +3, please re-read that post, I specifically mentioned that I have a time table based on MY LOCAL TIME, nothing to do with any broker, I don't monitor broker times, for obvious reasons, they differ, and are "confusing".

However, whenever you trade with any broker, the entries will have that broker's time(s). For example, with Exness, it will show the entry time as Exness has on the chart and same with ICMarkets.

<https://www.metalsmine.com/thread/po...2#post13722892>

** about the blurry part, I have blurred them myself, those are my timings, people need to create their own time chart based on their analysis and screen time




B.Mir

Sep 28, 2021 4:56pm [Quote](#) [Post 27,016](#)

Quoting PayItForward

{quote} Maybe I misread [Post 26,995](#), but "***Chart entry time will be based on Exness times." and that is GMT 00:00 hence the reason for my question ... NP
I don't know what GMT they use, what IC uses etc. ****Chart entry time will be based on Exness times.** This line was in reference to these entries




 B.Mir Sep 28, 2021 5:05pm [Quote](#) [Post 27,017](#)

Quoting B.Mir


{quote} The levels that you have are Last Week's levels not Weekly levels. Read this post, I want you to figure it out yourself and post here, it'll be beneficial for you in the long run, if you still can't, I'll post a chart later explaining why. <https://www.metalsmine.com/thread/po...7#post13722217>
Here you go



 [B.Mir](#) Sep 28, 2021 5:15pm [Quote](#) [Post 27,019](#)

[Quoting MrJoker](#)

{quote} I did my homework but you were faster. {image}
Excellent

 [B.Mir](#) Sep 28, 2021 10:53am [Quote](#) [Post 27,023](#)

[Quoting hocius](#)

{quote} B.Mir, when do you decide that price has broken the previous range? For example, you wait for a H4 candle to close below the last low?

No specific candles, more pattern related. Take a look.





B.Mir

Sep 28, 2021 10:55am

[Quote](#)

[Post 27,024](#)

Quoting B.Mir

Today's entries, how you should have traded, my reasons, and more importantly a glimpse of my timing chart and what yours should look like, which is priceless, no amount of money can buy that. Anyway, as usual, homework, figure out why I took those entries at that time(s). Even though I have explained why, use your own interpretation of the market. A runner running, given it's Tuesday, we might see that 1705-1710 Level after all. It has 3 damn hours to get there. If you know what I mean, Hah. {image} {image} {image} {image}

Three hours have passed, invalid now, unless something crazy happens in the next 5 minutes. Look for +10 Pips buys next hour



B.Mir

Sep 28, 2021 11:03am

[Quote](#)

[Post 27,025](#)

Quoting B.Mir

{quote} Three hours have passed, invalid now, unless something crazy happens in the next 5 minutes. Look for +10 Pips buys next hour.

Hah, see. Again, where are my million dollars?



B.Mir

Sep 28, 2021 1:48pm [Quote](#) [Post 27,034](#)

Quoting Alke

{quote} Hi B.Mir, If i am not wrong, your initial sell entries at 10:27, they went like 30 pips against you.

Usually you said like 15-20 max. You must have had good reasons to keep it going 😊 Where would you have taken the loss if some random up move? Also, I took some buys there where you took shorts mostly due to patterns and level, although time was really bad. {image}

One of the best if not the best question so far that one could ask. My SL was **1746**, in this instance it would be more than **20 Pips** because my entry was not precise enough. When I mention **15-20 Pips SL**, it has to make sense, it doesn't mean wherever you want. My actual entry should have been at **1744.40, SL is 15-20 Pips from precise entry point**. You will not get entered at precision spots every time, market variation, human errors, etc. However you do know what those spots are, at least I do. Why I kept holding? Because I was sure of **1728(Weekly 50)** at least today, bigger move, because of monthly H&S, look up my other charts for more info on that.

As I have explained to those who spoke to me directly in a video session. Your **SL** is based on precise entry points not where you enter. For example, if your precise entry or shoulder is at **50**, your **SL should be 52**, if your trade was registered at **49, it will be 30 Pips**, if it was registered at **50.5, it will be 15 Pips**, if it was registered at **47, it will be 50 Pips** and so on.

Hopefully that was helpful.



B.Mir

Sep 28, 2021 1:56pm

Quote

Post 27,035

[Quoting munchie](#)

{quote} B.Mir why yours at level 50 on H1 when you have pattern H/S but mine way down 0.0 ,please be advise.Thanks

You have last week's levels or daily probably that I drew for you yesterday. Actual weekly levels were those, hence the 50 there. More importantly 1 Hour, 30 M or even 1 Minute chart has nothing to do with levels.

Once you draw your levels, you can use any time-frame you want to trade or see those levels. Just because I use Daily Candle, 4 Hour candles and so on for Monthly, Weekly levels, doesn't mean I trade using those candles. I trade using an Hourly candle, entries on 15/30 Min. Even on Monthly Levels, I have an hourly chart running. Like this.





B.Mir

Sep 28, 2021 2:06pm

Quote

Post 27,036

Will not post for a while as it has taken a toll, explaining and drawing these charts is hard work, for my brain at least. I was not even able to play CSGO last night as my head was hurting. Which is to be understood as I don't do things in a half-hearted manner. I try to explain these things trying my best and it does drain you. I'm a human being after all and I know how pathetically limited I am. I was not even able to trade that last buy entry that I gave you guys, even though I myself gave you that, as I had a chart on, was drawing something for a member. And guess what in a couple of minutes, entering wasn't worth it anymore.

So on that note, I bid you adieu for the time being, hopefully you guys learned a thing or two while I was here. Wish all of you nothing but the best of both worlds.

Peace be unto all of you, even you Pistol Pete. Nothing against you Akhi. 😊

No guarantees for being able to post again



B.Mir

Oct 7, 2021 1:18pm Edited at 1:29pm

Quote

Post 27,312

Quoting digger1

jr , morning all , Mr MarketPatrol, your resolve will be tested sir , bigger fuel drop as they are called coming this week , a lot of back and forth with those snake bite areas doing exactly that , remember the picture inside the picture , what ever you intend to do , I do it in a snake bite area , as in I sell lows till its time and I buy highs till its time , hard to decipher the time ha , but I snake bite 1st , over all it has been exactly no where yet this week , but shekels to take if that common sense practiced as mentioned...
Speaking about **Highs** and **Lows**.

A tip for people reading, here's your spoon feeding – How to trade **Thursday 101**, use **Wednesday's High as a Shoulder to Sell During London** and **Wednesday's Low as a Shoulder to Buy during New York**, after **Stocks Open**. Use **Daily H3/Daily Open ~Late Asia**.

Remember to use **Wednesday's High and Low as Shoulder**, it'll take you out if you don't **let the head form**.

Like I said, can't help it, took a peek into the thread and here we are.

Later Boys.





B.Mir

Oct 7, 2021 2:38pm Quote Post 27,315

Quoting B.Mir

{quote} Speaking about Highs and Lows. A tip for people reading, here's your spoon feeding - How to trade Thursday 101, use Wednesday's High as a Shoulder to Sell During London and Wednesday's Low as a Shoulder to Buy during New York, after Stocks Open. Use Daily H3/Daily Open ~Late Asia. Remember to use Wednesday's High and Low as Shoulder, it'll take you out if you don't let the head form. Like I said, can't help it, took a peek into the thread and here we are. Later Boys. {image}

There you go. **"Oh wow, it was so random today, up and down, so on,"** see, no such thing. Plus the more you stare at a chart, the crazier it gets



B.Mir

Oct 7, 2021 6:32pm Quote Post 27,326

Quoting Nik


{quote} Hi B Mir. Would you consider this as a h&s pattern you might enter on, right at the top of today's highs based on a 5 m chart and price exceeding yesterday's high? Also based on the time being 3-4am est (before ny session), and price reaching the shoulder levels from Sept 17 and 20 from a much bigger h&s pattern? Or do you look for more 'solid' patterns which show up over a few days on the 15m chart or longer? Cheers mate {image}{image} {image}

No, as I would never base my analysis on a 5 minute chart. Not to say I haven't in the past, but you don't need to look at anything below 15 Minute, your mind will not be able to process all the information on that small time frame.

Stick to 15/30M for entries, analyze using 1H, throw 4H in the bin, Daily for general Price pattern, Weekly for Big Moves, Monthly for Fuel Drops.

No solid patterns, as they are random, I have been very specific with those, it's the Levels, Time and Patience that gets that random factor out. There are literally "n" number of same looking patterns, they all work and they all don't, use time to understand range, range and time decides where price will go. Like earlier I mentioned, look for Buys using Wednesday's Low, since it didn't go there, might as well use Last Weeks 75. Look what happened after Stocks Open which I mentioned. What I mean is, in the time that I mentioned, it could have gone way below 1740, but it didn't. If it did, it would have looked like a Big move. So on and so forth, don't go looking for Big moves, they are not what make your account grow.

An example of the combination of three




Quoting digger1

jr , probably should have sold it again , wasnt watching that one as much , its just gold , 😊 . the other feller a bit more relevent , it can fix dents in a hurry 🤔 {image}

Nik - Like here, he got that entry, for people who are not aware it was Yesterday's Mid-point as well. That entry could have also been way below 1740, just that it would have different numbers on the screen.

Till I get that itch to post again. Peace be unto all of you.

Later.



Yeah, **big bad NFP**, see, even it does do exactly what it is supposed to do at the exact same times. Just the numbers differ.

PS: new venture coming soon. Hopefully if I get to live that long.

Monthly 50 Level, Weekly High, Friday, After Stocks Open, in that order. See, I'm even giving you my entry rules.

Later Boys.

PPS : **Tzamo**, please check one of my posts about Moving Averages, I don't use any. Though there are some that do work 50-60% of the time, **M15 200, M30 200 and 5M 200** to name a few. All of them EMA's, nothing to do with algorithmic trading though. Averages are for people who trade in percentages, not for precision based analysis.



19:12

History
All symbols

Profit: 146 183.66

Balance: 146 183.66

XAUUSD, sell 80.01 1 759.41 → 1 755.64	2021.10.08 10:36 30 163.77
XAUUSD, sell 100.00 1 780.43 → 1 778.97	2021.10.08 16:30 14 600.00
XAUUSD, sell 100.00 1 778.80 → 1 777.41	2021.10.08 16:12 13 900.00
XAUUSD, sell 100.00 1 780.15 → 1 778.78	2021.10.08 16:30 13 700.00
XAUUSD, sell 100.00 1 780.39 → 1 779.03	2021.10.08 16:30 13 600.00
XAUUSD, sell 100.00 1 780.03 → 1 778.80	2021.10.08 16:30 12 300.00
XAUUSD, sell 100.00 1 778.64 → 1 777.61	2021.10.08 16:12 10 300.00
XAUUSD, sell 100.00 1 780.35 → 1 779.43	2021.10.08 16:29 9 200.00
XAUUSD, sell 100.00 1 778.32 → 1 777.40	2021.10.08 16:11 9 200.00
XAUUSD, sell 100.00 1 780.61 → 1 779.74	2021.10.08 16:30 8 700.00
XAUUSD, sell 100.00 1 778.38 → 1 777.67	2021.10.08 16:12 7 100.00



B.Mir

Oct 8, 2021 4:58pm [Quote](#) [Post 27,343](#)

[Quoting digger1](#)

jr All I could get with phone , runners stopped, tgt or closed by eod , have a great week end all , {image}
Hah, NFP, see, exact same entries. Don't know about his analysis but it the cash that we should be after.



B.Mir

Oct 8, 2021 5:00pm [Quote](#) [Post 27,344](#)

One more tip - **don't ever sell Monday's High. That is the snake that Diggz keeps mentioning. Buy Mondays High, always.**

Good luck, will let you all know in a couple of days what that next venture is going to be about



B.Mir

Oct 8, 2021 5:05pm [Quote](#) [Post 27,346](#)

[Quoting B.Mir](#)

One more tip - don't ever sell Monday's High. That is the snake that Diggz keeps mentioning. Buy Mondays High, always. Good luck, will let you all know in a couple of days what that next venture is going to be about.

Hah, and just like that **Monday's High** was bought. It's a riot I tell you.

B.Mir

Oct 8, 2021 8:09pm | Edited Oct 9, 2021 9:41am | [Quote](#) | [Post 27,353](#)

Time for some motivation and an update on the next adventure. Here are my last month's results, and here's what is possible, numbers can be anything, look at winning percentages. No 40-50% garbage, aim for this, even if it is a 100 dollar account and on a mobile(yes it is possible to trade on a phone given you know what you're doing and your chart is not filled with things that are absolutely worthless). The 70ilion is the same. No bias towards the market, near about equal Buy and Sell entries. Now please tell me why I should care about interest rate, 3000 Gold, NFP and the rest?

Over the past couple of months that I have been here, I have had the pleasure of knowing a lot of people of this thread from different backgrounds, genders, ages. Most of 70ilio are exceptional people, at least when it comes to respecting other people's opinions. Even though I have had a good 20 or so video sessions with 70ilio, I can't possibly carry on doing those, too hectic, draining and more importantly I don't have the time for it.

Though there were some generous offers, from hosting a website for free, to a guest Telegram channel, account management and so on. You know who you are, even though I appreciate your generosity. There are some things that I can't do. Even if you have a 70ilion 70ilio account, I will not trade for you being one of 70ilio, I will help you grow that 70ilion to 100 million but you'll have to do it yourself.

As a matter of fact, since spending 2-3 hours/session/100 people is not possible for me, I decided to create a Telegram channel through which in time, I'll host a general video session for all, an open Q&A during the stream. Even if the stream lasts for 5 hours, I'll do it. It'll be a one time thing, that's something I can manage given it's feasible than hosting on a singular basis. 5 Hr session > 2-3 hours/100 members.***** (Ignore this line for the time being, apparently this is against FF rules, thanks Richard for pointing it out) More importantly, I'll do that stream after 100-200 People join as I don't want to do it again and again. I'm sure there are people here who would gladly help with the Setup. I won't say the names for obvious reasons.

Here's the link. <https://t.me/bmirs>

Perhaps I may even trade live for a day on Stream just to get you an idea of how the algorithm works.

Lastly, all of the above is applicable if I get to live long enough, no promises as I don't know whether I'll still be alive and with you tomorrow let alone however long it'll take for that Setup and Stream.

Always hoping for the best but prepared for the worst, 😊

Peace be unto you.

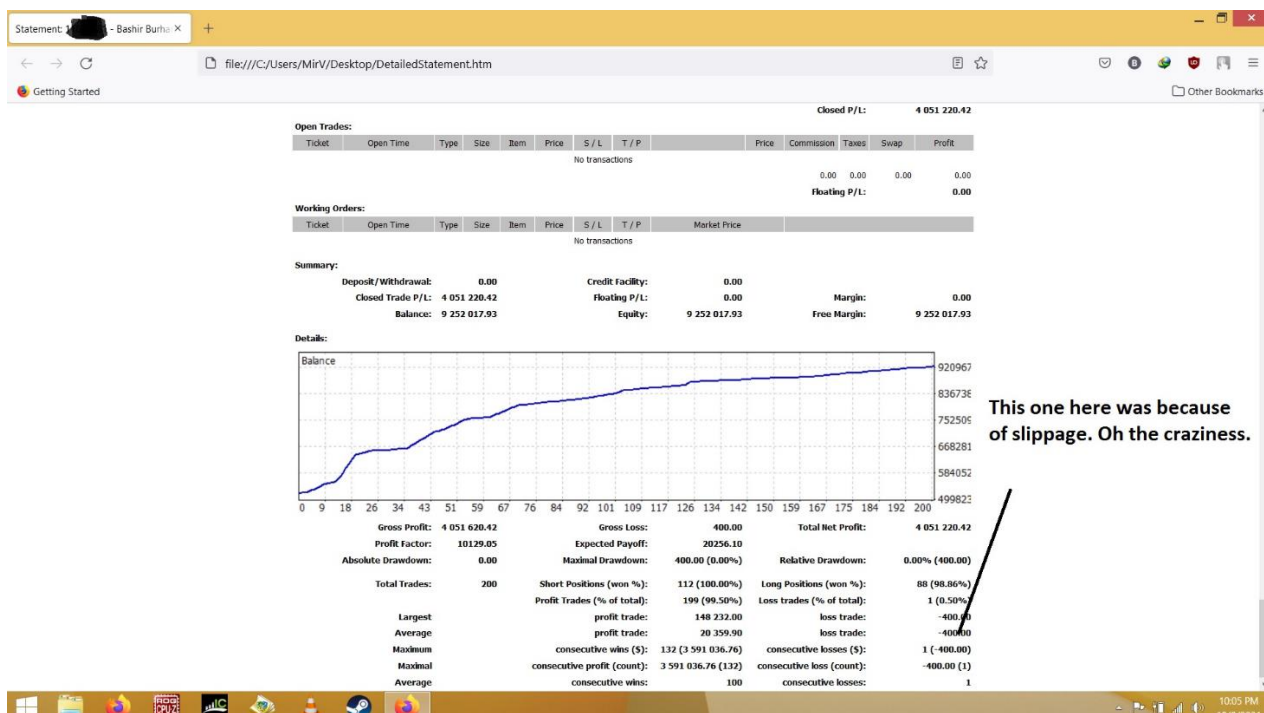
22:00

History
All symbols

Profit: 4 051 220.42

Balance: 4 051 220.42

XAUUSD, sell 100.00 1 780.35 → 1 779.43	2021.10.08 16:29 9 200.00
XAUUSD, sell 100.00 1 780.43 → 1 778.97	2021.10.08 16:30 14 600.00
XAUUSD, sell 100.00 1 780.03 → 1 778.80	2021.10.08 16:30 12 300.00
XAUUSD, sell 100.00 1 780.15 → 1 778.78	2021.10.08 16:30 13 700.00
XAUUSD, sell 100.00 1 780.39 → 1 779.03	2021.10.08 16:30 13 600.00
XAUUSD, sell 100.00 1 780.61 → 1 779.74	2021.10.08 16:30 8 700.00
XAUUSD, sell 100.00 1 777.82 → 1 777.43	2021.10.08 16:34 3 900.00
XAUUSD, sell 100.00 1 777.73 → 1 777.66	2021.10.08 16:34 700.00
XAUUSD, sell 100.00 1 777.88 → 1 777.50	2021.10.08 16:34 3 800.00
XAUUSD, sell 100.00 1 777.68 → 1 777.50	2021.10.08 16:12 1 800.00
XAUUSD, sell 100.00 1 777.88 → 1 777.46	2021.10.08 16:34 4 200.00





B.Mir

Oct 10, 2021 11:00am [Quote](#) [Post 27,406](#)

Quoting Aussi

{quote} i have read what you wrote mate and can agree with many of what your grandma says if you believe that b.mir is not legit please inform TWEE who is king of all things on forex factory and he can put him in the commercial section if you are correct , i am pleased you are learning forex and finding your own way , all this thread is doing is showing traders ways of trading , you take as much out as you want and toss the bad into the bin , i found my own way on forex no one taught me anything , the idea that some of you get ideas from so many...

Thanks for mentioning TWEE, much appreciated. I needed to take care of some of my own business of this forum, hopefully through him it'll be sorted



B.Mir

Nov 16, 2021 10:11pm [Quote](#) [Post 28,606](#)

Quoting B.Mir

{quote} Perfection. Though 1830+ is still on the cards like mentioned, this window/session/time isn't supporting it. Great Job, now analyze why it got to ~1803, why it reacted there, why it didn't go higher. What time/level did it go there in the first place. Do this and slowly everything else will make sense.

{image} {image} {image} {image}

I hope you all remember this. How long has it been? What did you have to do?



B.Mir

Nov 17, 2021 1:44pm [Quote](#) [Post 28,628](#)

Quoting fibz

{quote} I remember the post. Nice one
Nothing to do with being nice. You don't get lucky in this field. It's either you know what you're doing or you don't, simple as. The market itself tells you what to do, not the other way around.

I have always taken offense when I see people talking about R:R, Win % and the rest. Trading that way is never something one should look for. Rather as far as I am concerned, look for structure, I'll post an example below of how to decrypt everything simply without thinking.

Side note - MrJoker, looking at your posts, you're over trading, don't take more than 4 trades a day. A couple in Asia/London and one in New York should be more than enough. Not saying you can't, just that the more you tire your mind the easier it is to get that wrong trade that wipes one out.

Charts below for understanding.

All the Levels are those that you should put on you chart and look for, from Daily to All Time.







