

JF FRAMEWORK

Guia de Usuario

Abstract

JF Framework (JFF) es robusta, totalmente configurable e independiente de la plataforma. (MT4/5)
para desarrollar Asesores Expertos (EA).

CarlosBDF
carlos@yahoo.es

Freeware License Agreement

Note: This license agreement applies to the free version of this software.

Terms and Conditions: BY DOWNLOADING, INSTALLING, USING, TRANSMITTING, DISTRIBUTING OR COPYING THIS SOFTWARE ("THE SOFTWARE"), YOU AGREE TO THE TERMS OF THIS AGREEMENT (INCLUDING THE SOFTWARE LICENSE AND DISCLAIMER OF WARRANTY) WITH [JOEEF](#) THE OWNER ("THE OWNER") OF ALL RIGHTS IN RESPECT OF THE SOFTWARE. PLEASE READ THIS DOCUMENT CAREFULLY BEFORE USING THE SOFTWARE. IF YOU DO NOT AGREE TO ANY OF THE TERMS OF THIS LICENSE THEN DO NOT DOWNLOAD, INSTALL, USE, TRANSMIT, DISTRIBUTE OR COPY THE SOFTWARE. THIS DOCUMENT CONSTITUTES A LICENSE TO USE THE SOFTWARE ON THE TERMS AND CONDITIONS APPEARING BELOW.

The Software is licensed to you without charge for use only upon the terms of this license, and the Owner reserves all rights not expressly granted to you. The Owner retains ownership of all copies of the Software.

a) License: You may use the Software without charge. You may distribute exact copies of the Software to anyone.

b) Restrictions: The Owner reserves the right to revoke the above distribution right at any time, for any or no reason. YOU MAY NOT MODIFY, ADAPT, TRANSLATE, RENT, LEASE, LOAN, SELL, ONSSELL, REQUEST DONATIONS OR CREATE DERIVATIVE WORKS BASED UPON THE SOFTWARE OR ANY PART THEREOF.

The Software contains trade secrets and to protect them you may not decompile, reverse engineer, disassemble or otherwise reduce the Software to a humanly perceivable form. You agree not to divulge, directly or indirectly, until such trade secrets cease to be confidential, for any reason not your own fault.

c) Termination: This license is effective until terminated. The License will terminate automatically without notice from the Owner if you fail to comply with any provision of this License. Upon termination you must destroy the Software and all copies thereof. You may terminate this License at any time by destroying the Software and all copies thereof. Upon termination of this license for any reason, you shall continue to be bound by the provisions of Section b) above. Termination will be without prejudice to any rights the Owner may have as a result of this agreement.

d) Disclaimer of Warranty, Limitation of Remedies: TO THE FULL EXTENT PERMITTED BY LAW, THE OWNER HEREBY EXCLUDES ALL CONDITIONS AND WARRANTIES, WHETHER IMPOSED BY STATUTE OR BY OPERATION OF LAW OR OTHERWISE, NOT EXPRESSLY SET OUT HEREIN. THE SOFTWARE, AND ALL ACCOMPANYING FILES, DATA AND MATERIALS ARE DISTRIBUTED "AS IS" AND WITH NO WARRANTIES OF ANY KIND, WHETHER EXPRESS OR IMPLIED. THE OWNER DOES NOT WARRANT, GUARANTEE OR MAKE ANY REPRESENTATIONS REGARDING THE USE, OR THE RESULTS OF THE USE, OF THE SOFTWARE WITH RESPECT TO ITS CORRECTNESS, ACCURACY, RELIABILITY, CURRENTNESS OR OTHERWISE. THE ENTIRE RISK OF USING THE SOFTWARE IS ASSUMED BY YOU. THE OWNER MAKES NO EXPRESS OR IMPLIED WARRANTIES OR CONDITIONS INCLUDING, WITHOUT LIMITATION, THE WARRANTIES OF MERCHANTABILITY OR FITNESS FOR A PARTICULAR PURPOSE WITH RESPECT TO THE SOFTWARE. NO ORAL OR WRITTEN INFORMATION OR ADVICE GIVEN BY THE OWNER, IT'S DISTRIBUTORS, AGENTS OR EMPLOYEES SHALL CREATE A WARRANTY, AND YOU MAY NOT RELY ON ANY SUCH INFORMATION OR ADVICE.

IN NO EVENT SHALL THE OWNER BE LIABLE FOR ANY SPECIAL, INCIDENTAL, INDIRECT OR CONSEQUENTIAL DAMAGES (INCLUDING, WITHOUT LIMITATION, DAMAGES FOR LOSS OF BUSINESS PROFITS, BUSINESS INTERRUPTION, AND THE LOSS OF BUSINESS INFORMATION OR COMPUTER PROGRAMS), EVEN IF THE OWNER OR ANY THE OWNER REPRESENTATIVE HAS BEEN ADVISED OF THE POSSIBILITY OF SUCH DAMAGES. IN ADDITION, IN NO EVENT DOES THE OWNER AUTHORIZE YOU TO USE THE SOFTWARE IN SITUATIONS WHERE FAILURE OF THE SOFTWARE TO PERFORM CAN REASONABLY BE EXPECTED TO RESULT IN A PHYSICAL INJURY, OR IN LOSS OF LIFE. ANY SUCH USE BY YOU IS ENTIRELY AT YOUR OWN RISK, AND YOU AGREE TO HOLD THE OWNER HARMLESS FROM ANY CLAIMS OR LOSSES RELATING TO SUCH UNAUTHORIZED USE.

e) End of terms and conditions: All rights of any kind in the Software which are not expressly granted in this Agreement are entirely and exclusively reserved to and by the Owner.

Risk Disclaimer

Currency pairs, Futures, Stocks and Options trading involves substantial risk of loss and is not suitable for every investor. The valuation of currency pairs, futures, stocks and options may fluctuate, and, as a result, traders may lose more than their original investment. The impact of seasonal and geopolitical events is already factored into market prices. The highly leveraged nature of currency pairs trading means that small market movements will have a great impact on your trading account and this can work against you, leading to large losses or can work for you, leading to large gains.

If the market moves against you, you may sustain a total loss greater than the amount you deposited into your account. You are responsible for all the risks and financial resources you use and for the chosen trading system. You should not engage in trading unless you fully understand the nature of the transactions you are entering into and the extent of your exposure to loss. If you do not fully understand these risks you must seek independent advice from your financial advisor.

All trading strategies are used at your own risk.

Any content provided by the [owner](#) of this software ("THE OWNER") should not be relied upon as advice or construed as providing recommendations of any kind. It is your responsibility to confirm and decide which trades to make. Trade only with risk capital; that is, trade with money that, if lost, will not adversely impact your lifestyle and your ability to meet your financial obligations. Past results are no indication of future performance. In no event should the content of this software be construed as an express or implied promise or guarantee.

The Owner is not responsible for any losses incurred as a result of using of his software. Loss-limiting strategies such as stop loss orders may not be effective because market conditions or technological issues may make it impossible to execute such orders. Likewise, strategies using combinations of options and/or futures positions such as "spread" or "straddle" trades may be just as risky as simple long and short positions. Information provided by the Owner is intended solely for informational purposes and is obtained from sources believed to be reliable. Information is in no way guaranteed. No guarantee of any kind is implied or possible where projections of future conditions are attempted.

None of the content published by the Owner constitutes a recommendation that any particular security, portfolio of securities, transaction or investment strategy is suitable for any specific person.

Prefacio

JF Framework (JFF) es una estructura (framework) totalmente configurable e independiente de la plataforma (MT4/5) para desarrollar asesores expertos (EA).

El objetivo principal de esta Guía del usuario es ayudar como un Inicio rápido la utilización de Expert Advisors (EA) que se han desarrollado en base al JF Framework (JFF).

Tabla de Contenidos

1	Inicio rápido.....	6
1.1	Descargue el software.....	6
1.2	Descomprima un archivo.....	6
1.3	Implemente los archivos.....	7
1.4	Actualice el archivo de configuración XML.....	7
1.5	Coloque el Asesor Experto (EA) en una gráfica.....	8
1.6	Eche un vistazo al archivo de registro (log file).....	8
1.7	Una solución de problemas de Un Inicio Rápido.....	9
2	Instalación.....	9
2.1	Instalación básica.....	9
2.2	Carpetas importantes en MT4	9
2.2.1	\MQL4\Experts.....	10
2.2.2	\MQL4\Indicators.....	10
2.2.3	\MQL4\Files.....	10
2.2.4	\Terminal\Common\Files.....	11
2.3	Carpetas importantes en MT5	11
2.3.1	\MQL5\Experts.....	12
2.3.2	\MQL5\Indicators.....	12
2.3.3	\MQL5\Files.....	12
2.3.4	\Terminal\Common\Files.....	12
3	Configuración.....	12
3.1	Notepad++.....	12
3.2	Estructura del archivo de configuración XML.....	12
3.2.1	Familiarícese con él.....	12
3.2.2	Nodo raíz - <JFFramework>.....	13
3.2.3	Nodo de estrategia de trading - <TradingStrategy>.....	13
3.2.4	Evento estrategia - nodo <STRATEGY_EVENT_NEW_BAR>.....	15
3.2.5	Parámetros de la estrategia - <STRATEGY_PARAMETERS>.....	15
4	Solución de problemas.....	15
4.1	Algo ha ido mal.....	16
4.2	El archivo de configuración XML no existe.....	17
4.3	El archivo de configuración XML está corrupto.....	18
4.4	Falta el nodo <TradingStrategy>.....	19


4.5	Nodo raíz de Documento incorrecto.....	19
4.6	Nombre de símbolo incorrecto - el único en el archivo XML.....	20
4.7	Nombre/nombres de simbolo incorrectos.....	22
4.8	Dos o mas EAs estan utilizando el mismo número mágico (Magic Number) (o sea, el mismo archivo de configuración XML).....	23

1 Inicio rápido

No voy a complicar las cosas desde el principio. El objetivo principal es proporcionar "Un inicio rápido". Entonces, por favor, simplemente siga los siguientes pasos.

1.1 Descargue el software

Por favor siga [este enlace](#) por ejemplo.

**JoeeF**

Oct 17, 10:29am (27 hr ago) | Edited Oct 17, 11:11am | [Quote](#) | [Cleanup](#) | [# Post 60](#)

[Quoting MoneyZilla](#)

To filter the wrong buy signals in a sell movement, you guys can set an offset from both buy and sell signals. Thus, you might end up with at least 50% proper signals filtering and up to 90% totally wrong signals filtering. I will give you an example. In a sell trend you get 11 sell and 10 buy signals. If you offset both with 30 pips. One cancels the other. Only the real sell ones will do trigger (not all 11 sells, maybe just 5-6 max out of 11) plus 1 or 2 of the fake buy ones (instead of 10 buys, in the example). This will give you entirely different perspective in trading. This is just a regular offset of a signal. There is a far more advanced offset. I call it a smart offset. Once starting with the regular offset, I hope you can figure out the next step in the offset evolution. You just need to practice the standard offset first and maybe, at some point in time, you can see the smart one? 🤖

[Quoting MoneyZilla](#)

{quote} Last post from me here. [Here](#) is a visual example of what i mean. Those signals in the red squares are being filtered and from a negative pips game on the first image, turns into a strategy with a positive pips game, thanks to the offset. Trading becomes quite different then... There are various levels of filters. This is just level 1 - the basic level. I strongly recommend you to take this journey... 😊



I've developed "B" version. I hope no one get confused.

Buy stop or Sell stop pending order with appropriate offset will be placed. You can enter **BuyOffsetPoints** and **SellOffsetPoints**. When you leave **CloseAtOppositeSignal** at false (default value) **position** will be closed by the new **opposite position**. Otherwise by the new opposite signal.

A new Buy stop pending order will delete the last Sell stop pending order and vice versa.

Esta es la variante "B" de Frama Ribbon EA. De todos modos, ud puede usar cualquier otro EA basado en JF Framework (JFF).

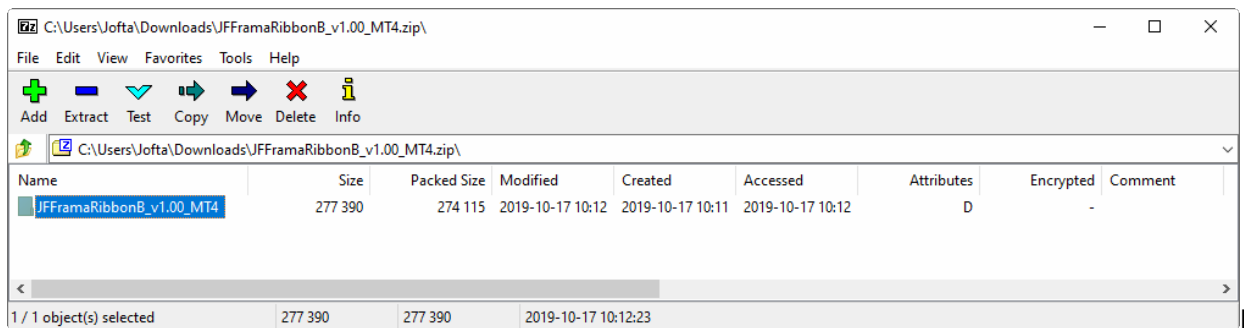
Attached Files

 JFFramaRibbonB_v1.00_MT4.rar	268 KB		22 downloads
 JFFramaRibbonB_v1.00_MT4.zip	268 KB		7 downloads

Nostalgia for the future

1.2 Descomprima un archivo

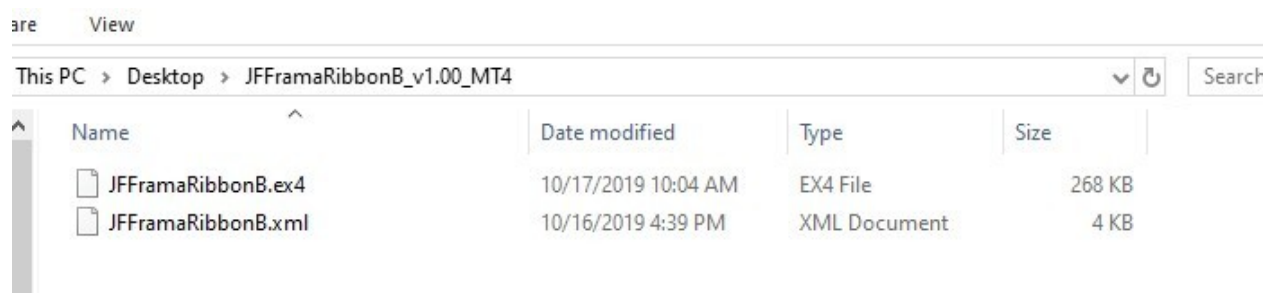
Puede usar cualquier tipo de archivo (*.rar o *.zip) que desee. Ambos tienen el mismo contenido por lo que no es necesario desempaquetar ambos.



uede ver dos archivos:

JFFramaRibbonB.ex4 – Asesor experto MT4 (EA)

JFFramaRibbonB.xml – Archivo de configuración XML



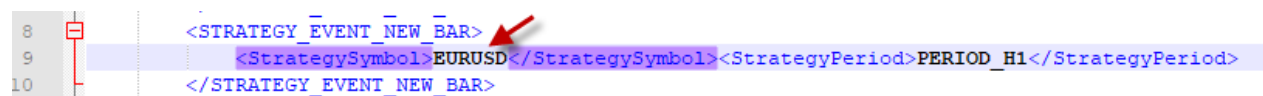
1.3 Implemente los archivos

- Solo hay una versión MT4 de ese EA: JFFramaRibbonB.ex4.
 - ponerlo en la carpeta: **\MQL4\Experts**
- Archivo de configuration XML : JFFramaRibbonB.xml.
 - ponerlo en la carpeta: **\Terminal\Common\Files**
- Necesitará un archivo indicador: frama ribbon 1.1 (arrows).ex4. Descárguelo de [este enlace](#).
 - ponerlo en la carpeta: **\MQL4\Indicators**

¿Cómo encontrar todas las carpetas requeridas? Esta guía del usuario le ayudará: [Carpetas importantes en MT4](#)

1.4 Actualice el archivo de configuración XML

En la mayoría de los casos, no necesitará cambiar la configuración XML (para el primer inicio rápido). De forma predeterminada, utiliza solo un símbolo: EURUSD y un período de tiempo: H1 (en el archivo comprimido enviado).



Si su broker está usando este símbolo, no cambie su configuration XML.

A veces, los corredores agregan sufijos a los nombres de los símbolos. Por ejemplo:

JFFramaRibbonB EURUSDm, H1: C:\Users\

En este caso, abra el archivo JFFramaRibbonB.xml con un editor de textos (por ejemplo el Bloc de notas de MS Windows) y agregue el sufijo "m" en el nombre del símbolo:

```
8 <STRATEGY_EVENT_NEW_BAR>
9 <StrategySymbol>EURUSDm</StrategySymbol><StrategyPeriod>PERIOD_H1</StrategyPeriod>
10 </STRATEGY_EVENT_NEW_BAR>
11
```

Por favor tenga cuidado. No edites nada más. No olvide guardar el archivo de configuración XML.

1.5 Coloque el Asesor Experto (EA) en la gráfica

Abra un nuevo gráfico EURUSD con marco de tiempo H1. Aplique JFRamaRibbon EA a este gráfico.



Eche un vistazo a la pestaña Experts de su terminal MT4. Puedes ver:

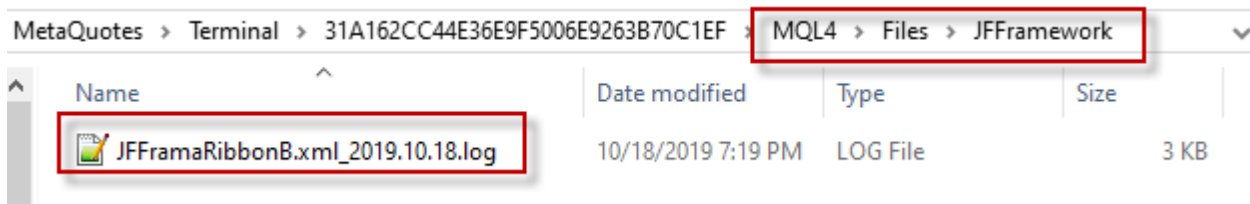
- FFrameRibbonB se cargó correctamente.
- La ruta al archivo/archivos de registro ubicados en el directorio \MQL4\Files\JFFramework.

Time	Message
2019.10.18 19:19:59.203	JFFramaRibbonB EURUSD,H1: initialized
2019.10.18 19:19:59.203	JFFramaRibbonB EURUSD,H1: C:\Users\Jofta\AppData\Roaming\MetaQuotes\Terminal\31A162CC44E36E9F5006E9263870C1EF\MQL4\Files\JFFramework
2019.10.18 19:19:59.203	JFFramaRibbonB EURUSD,H1: You can find log files in directory:
2019.10.18 19:19:59.203	JFFramaRibbonB EURUSD,H1: JFFramaRibbonB loaded successfully
2019.10.18 19:19:58.131	JFFramaRibbonB EURUSD,H1 inputs: jff_config_file_name=JFFramaRibbonB.xml; jff_config_file_folder=1; jff_log_level=1; jff_log_file_folder=0; jff_use_next_inputs=true; jff_buy_volume=0.1; jff_sell_volume=0.1; jff_stop_loss...
2019.10.18 19:19:53.167	Expert JFFramework\JFFramaRibbonB\JFFramaRibbonB EURUSD,H1: loaded successfully

Terminal Trade | Exposure | Account History | News 92 | Alerts | Mailbox | Market 97 | Signals | Articles | Code Base | **Experts** | Journal

1.6 Eche un vistazo al archivo de registro (log file)

Abra el archivo de registro desde la siguiente ruta :



Use un editor de textos (MS Windows Notepad). Yo utilizo [Notepad++](#).

```

1 2019.10.18 19:19:59, INFO: ***** (JFTradingStrategyDispatcher.mqh; Line: 107)
2 2019.10.18 19:19:59, INFO: JFFramework, version:1.10 (JFTradingStrategyDispatcher.mqh; Line: 108)
3 2019.10.18 19:19:59, INFO: EA:JFFramaRibbonB, version:1.00 (JFTradingStrategyDispatcher.mqh; Line: 109)
4 2019.10.18 19:19:59, INFO: Terminal name: FxPro - MetaTrader 4 (JFTradingStrategyDispatcher.mqh; Line: 110)
5 2019.10.18 19:19:59, INFO: The client terminal build number: 1220 (JFTradingStrategyDispatcher.mqh; Line: 111)
6 2019.10.18 19:19:59, INFO: Permission to trade: true (JFTradingStrategyDispatcher.mqh; Line: 113)
7 2019.10.18 19:19:59, INFO: ***** (JFTradingStrategyDispatcher.mqh; Line: 116)
8 2019.10.18 19:19:59, INFO: StrategySymbol:EURUSD, strategyPeriod:PERIOD_H1, Strategy symbol/period have been added. (JFTradingStrategy.mqh; Line: 287)
9 2019.10.18 19:19:59, INFO: StrategyMagicNumber:555020, timeStart:00:00, timeEnd:23:59, dayOfWeek:DAY_OF_WEEK_ALL_DAYS, strategyState:STRATEGY_STATE_BUY_SELL, Strat
10 2019.10.18 19:19:59, INFO: StrategySymbol:EURUSD, Strategy symbol has been added. (JFTradingStrategy.mqh; Line: 218)
11 2019.10.18 19:19:59, INFO: InitialValues: (JFFramaRibbonB.mqh; Line: 419)
12 2019.10.18 19:19:59, INFO: BuyVolume:0.100000, SellVolume:0.100000, StopLossPoints:0, TakeProfitPoints:0 (JFFramaRibbonB.mqh; Line: 420)
13 2019.10.18 19:19:59, INFO: BuyOffsetPoints:100, SellOffsetPoints:100, CloseAtOppositeSignal:false (JFFramaRibbonB.mqh; Line: 422)
14 2019.10.18 19:19:59, INFO: FramaRibbon: (JFFramaRibbonB.mqh; Line: 426)
15 2019.10.18 19:19:59, INFO: TimeFrame:PERIOD_H1, FramaPeriod:34, FramaMultiplier:4.600000 (JFFramaRibbonB.mqh; Line: 427)
16 2019.10.18 19:19:59, INFO: SignalMultiplier:2.000000, PRICE_CLOSE:PRICE_CLOSE, Interpolate:true (JFFramaRibbonB.mqh; Line: 429)
17 2019.10.18 19:19:59, INFO: StrategyMagicNumber:555020, StrategyName:Frama Ribbon B strategy, The strategy has been added. (JFTradingStrategyDispatcher.mqh; Line: 1
18 2019.10.18 19:19:59, INFO: INIT_SUCCEEDED (JFTradingStrategyDispatcher.mqh; Line: 387)
19

```

¿Cómo encontrar todas las carpetas requeridas? Esta guía del usuario le ayudará: [Important folders in MT4](#)

1.7 Una solución de problemas de un inicio rápido

Si no puede ver "JFFramaRibbonB cargado con éxito" e "INIT_SUCCEEDED", algo salió mal. Esta guía del usuario le ayudará: [Una solución](#)

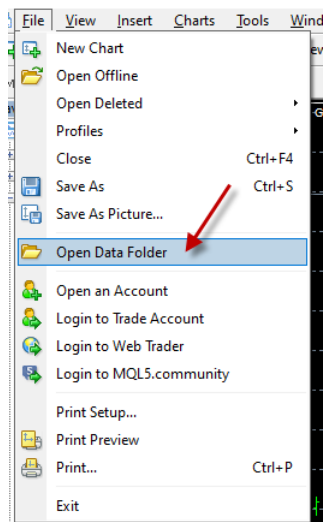
2 Instalación

2.1 Instalación básica

Para la instalación básica puede comenzar aquí: [A quick start](#)

2.2 Carpetas importantes en MT4

En la ventana de la terminal MT4 siga las opciones: Archivos → Abrir carpeta de datos (File → Open Data Folder)



are View

AppData > Roaming > MetaQuotes > Terminal > 31A162CC44E36E9F5006E9263B70C1EF >					Se
Name	Date modified	Type	Size		
config	2/22/2019 11:09 AM	File folder			
history	12/6/2017 9:44 AM	File folder			
logs	10/18/2019 2:56 PM	File folder			
✓ MQL4	1/25/2019 12:59 PM	File folder			
profiles	10/18/2019 3:34 PM	File folder			
✓ templates	6/22/2019 1:32 PM	File folder			
tester	10/18/2019 5:07 PM	File folder			
origin.txt	12/6/2017 9:42 AM	TXT File	1 KB		

Desde aqui puede ir a :

2.2.1 \MQL4\Experts

Roaming > MetaQuotes > Terminal > 31A162CC44E36E9F5006E9263B70C1EF > MQL4 > Experts					
Name	Date modified	Type	Size		
✓ JFFramework	10/16/2019 1:09 PM	File folder			
✓ JFFrameworkTests	9/23/2019 4:25 PM	File folder			
Market	10/10/2019 1:38 PM	File folder			

2.2.2 \MQL4\Indicators

Roaming > MetaQuotes > Terminal > 31A162CC44E36E9F5006E9263B70C1EF > MQL4 > Indicators					
Name	Date modified	Type	Size		
Examples	12/6/2017 9:42 AM	File folder			

2.2.3 \MQL4\Files

ming > MetaQuotes > Terminal > 31A162CC44E36E9F5006E9263B70C1EF > MQL4 > Files

Name	Date modified	Type
ExportToCSV	8/18/2019 11:45 PM	File folder
JFFramework	10/18/2019 5:13 PM	File folder

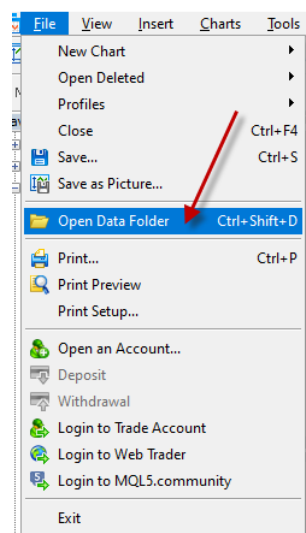
2.2.4 Terminal\Common\Files

Users > Jofa > AppData > Roaming > MetaQuotes > Terminal > Common > Files

Name	Date modified	Type	Size
EconomicEventsDataBases	2/23/2019 8:39 AM	File folder	
JFFramework	10/2/2019 9:24 AM	File folder	
Logs	8/28/2019 7:26 PM	File folder	

2.3 Carpetas importantes en MT5

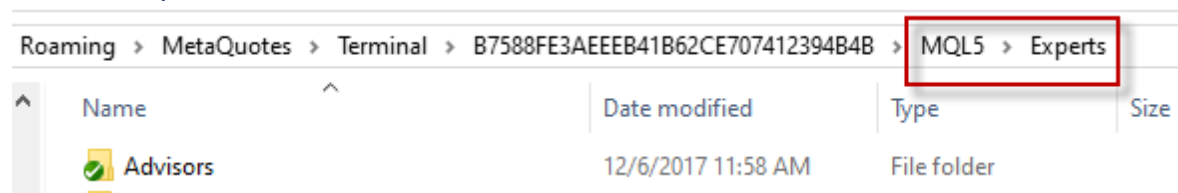
En la ventana de la termina MT4 siga las opciones: Archivos → Abrir carpeta de datos
(File → Open Data Folder)



AppData > Roaming > MetaQuotes > Terminal > B7588FE3AE4EB41B62CE707412394B4B >

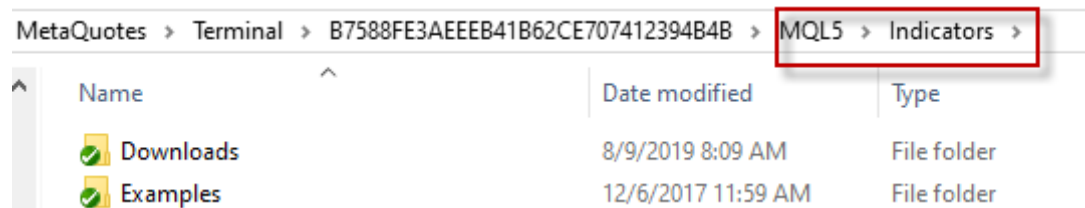
Name	Date modified	Type	Size
bases	6/23/2019 7:41 AM	File folder	
config	1/21/2019 1:29 PM	File folder	
logs	10/18/2019 12:27 AM	File folder	
MQL5	3/19/2019 4:16 AM	File folder	
profiles	12/6/2017 11:58 AM	File folder	
Tester	3/26/2019 1:43 PM	File folder	
origin.txt	12/6/2017 11:58 AM	TXT File	1 KB

Desde aqui puede ir a:
\\MQL5\\Experts



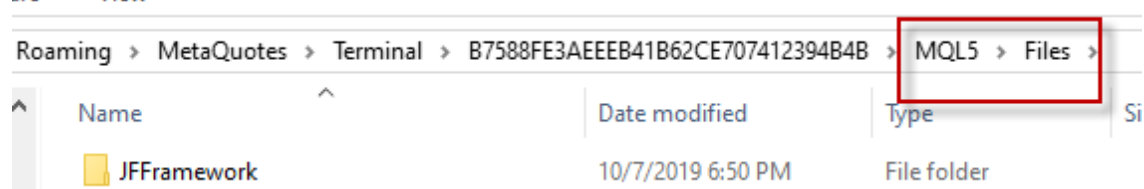
Roaming > MetaQuotes > Terminal > B7588FE3AEEEB41B62CE707412394B4B > MQL5 > Experts				
^	Name	Date modified	Type	Size
	Advisors	12/6/2017 11:58 AM	File folder	

2.3.1 \\MQL5\\Indicators



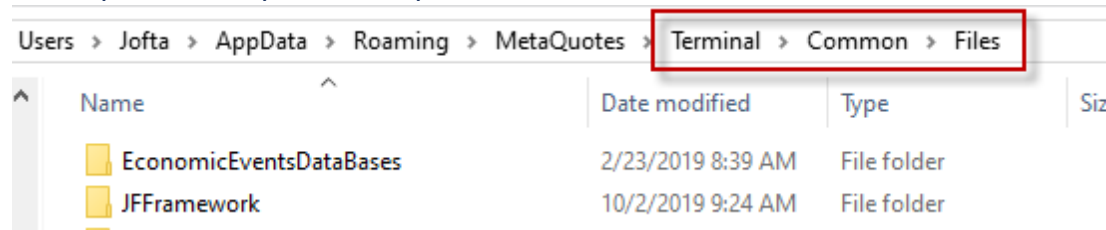
MetaQuotes > Terminal > B7588FE3AEEEB41B62CE707412394B4B > MQL5 > Indicators >			
^	Name	Date modified	Type
	Downloads	8/9/2019 8:09 AM	File folder
	Examples	12/6/2017 11:59 AM	File folder

2.3.2 \\MQL5\\Files



Roaming > MetaQuotes > Terminal > B7588FE3AEEEB41B62CE707412394B4B > MQL5 > Files >				
^	Name	Date modified	Type	Size
	JFFramework	10/7/2019 6:50 PM	File folder	

2.3.3 \\Terminal\\Common\\Files



Users > Jofta > AppData > Roaming > MetaQuotes > Terminal > Common > Files				
^	Name	Date modified	Type	Size
	EconomicEventsDataBases	2/23/2019 8:39 AM	File folder	
	JFFramework	10/2/2019 9:24 AM	File folder	

3 Configuración

3.1 Notepad++

Esto no es un anuncio. estoy usando gratis [Notepad++](#) para editar archivos de configuración XML y para mostrar archivos de registro. Mi vida es mucho más fácil usando Notepad ++ que usando el Bloc de notas simple que viene en el sistema operativo Windows.

3.2 Estructure del archivo de configuración XML

3.2.1 Familiarízate con él

Tómese un tiempo para familiarizarse con el diseño del archivo XML. Abra el archivo de configuración XML. Intente colapsar/expandir nodos. Eche un vistazo a la sintaxis resaltada.

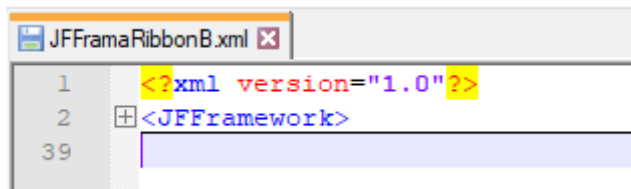
```

1  <?xml version="1.0"?>
2  <JFFramework>
3    <TradingStrategy ClassName="CJFFramaRibbonB" MagicNumber="555020" Name="Frama Ribbon B strategy">
4      <STRATEGY_EVENT_NEW_TICK>
5      <STRATEGY_EVENT_NEW_BAR>
6      <StrategySymbol>EURUSD</StrategySymbol><StrategyPeriod>PERIOD_H1</StrategyPeriod>
7      <StrategySymbol>GBPUSD</StrategySymbol><StrategyPeriod>PERIOD_H1</StrategyPeriod>
8      <StrategySymbol>USDJPY</StrategySymbol><StrategyPeriod>PERIOD_H1</StrategyPeriod>
9    </STRATEGY_EVENT_NEW_BAR>
10   <!--
11   <STRATEGY_STATES>
12   <STRATEGY MONEY MANAGEMENT>
13   <STRATEGY POSITION MANAGEMENT>
14   <STRATEGY PARAMETERS>
15     <InitialValues BuyVolume="0.1" SellVolume="0.1" StopLossPoints="0" TakeProfitPoints="0"
16     BuyOffsetPoints="100" SellOffsetPoints="100" CloseAtOppositeSignal="false"></InitialValues>
17     <FramaRibbon TimeFrame="PERIOD_H1" FramaPeriod="34" FramaMultiplier="4.6" SignalMultiplier="2.0" FramaPrice="PRICE_CLOSE" Interpolate="true"></FramaR
18   </STRATEGY PARAMETERS>
19 </TradingStrategy>
20 </JFFramework>

```

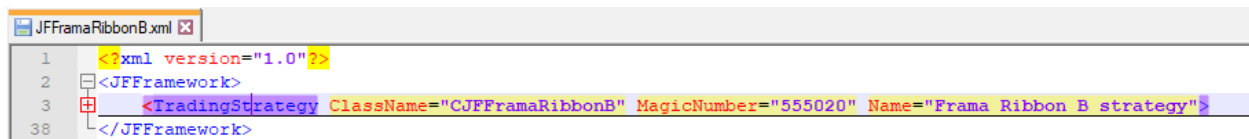
3.2.2 Nodo raíz - <JFFramework>

Puede colapsar la configuración en el nivel más alto.

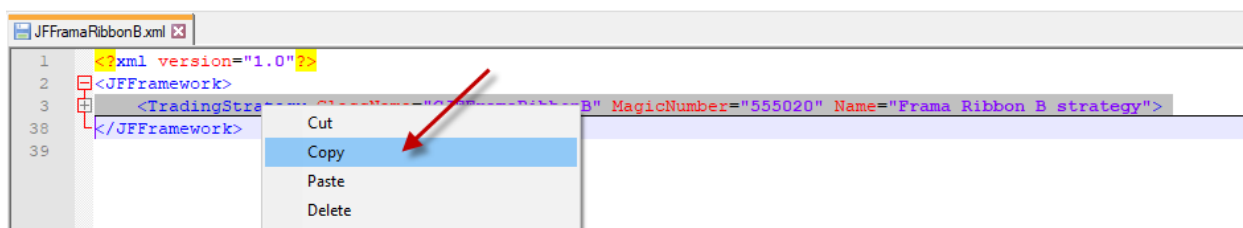


3.2.3 Nodo de estrategia de trading - <TradingStrategy>

Necesita al menos una estrategia de trading.



Sin embargo, puede tener tantas estrategias de trading como desee. Simplemente seleccione, copie y pegue su nodo de estrategia de trading existente.





Asegúrese de proporcionar un número mágico (MagicNumber) único.
En unos segundos puede crear otro conjunto de parámetros.



Tómese su tiempo y eche un vistazo a fondo a la captura de pantalla anterior.

Solo tomó 15 segundos crear esta configuración.

3.2.4

```
1 2019.10.19 15:04:00, INFO: ***** (JFTradingStrategyDispatcher.mqh; Line: 107)
2 2019.10.19 15:04:00, INFO: JFFramework, version:1.11 (JFTradingStrategyDispatcher.mqh; Line: 108)
3 2019.10.19 15:04:00, INFO: EA:JFFramaRibbonB, version:1.00 (JFTradingStrategyDispatcher.mqh; Line: 109)
4 2019.10.19 15:04:00, INFO: Terminal name: FxPro - MetaTrader 4 (JFTradingStrategyDispatcher.mqh; Line: 110)
5 2019.10.19 15:04:00, INFO: The client terminal build number: 1220 (JFTradingStrategyDispatcher.mqh; Line: 111)
6 2019.10.19 15:04:00, INFO: Permission to trade: true (JFTradingStrategyDispatcher.mqh; Line: 113)
7 2019.10.19 15:04:00, INFO: ----- (JFTradingStrategyDispatcher.mqh; Line: 116)
8 2019.10.19 15:04:00, INFO: strategySymbol:EURUSD, strategyPeriod:PERIOD_H1, Strategy symbol/period have been added. (JFTradingStrategy.mqh; Line: 287)
9 2019.10.19 15:04:00, INFO: strategySymbol:GBPUSD, strategyPeriod:PERIOD_H1, Strategy symbol/period have been added. (JFTradingStrategy.mqh; Line: 287)
10 2019.10.19 15:04:00, INFO: strategySymbol:USDJPY, strategyPeriod:PERIOD_H1, Strategy symbol/period have been added. (JFTradingStrategy.mqh; Line: 287)
11 2019.10.19 15:04:00, INFO: StrategyMagicNumber:555020, timeStart:00:00, timeEnd:23:59, dayOfWeek:DAY_OF_WEEK_ALL_DAYS, strategyState:STRATEGY_STATE_BUY_SELL, Stra
12 2019.10.19 15:04:00, INFO: strategySymbol:USDJPY, Strategy symbol has been added. (JFTradingStrategy.mqh; Line: 218)
13 2019.10.19 15:04:00, INFO: strategySymbol:GBPUSD, Strategy symbol has been added. (JFTradingStrategy.mqh; Line: 218)
14 2019.10.19 15:04:00, INFO: strategySymbol:EURUSD, Strategy symbol has been added. (JFTradingStrategy.mqh; Line: 218)
15 2019.10.19 15:04:00, INFO: InitialValues: (JFFramaRibbonB.mqh; Line: 419)
16 2019.10.19 15:04:00, INFO: BuyVolume:0.100000, SellVolume:0.100000, StopLossPoints:0, TakeProfitPoints:0 (JFFramaRibbonB.mqh; Line: 420)
17 2019.10.19 15:04:00, INFO: BuyOffsetPoints:100, SellOffsetPoints:100, CloseAtOppositeSignal:false (JFFramaRibbonB.mqh; Line: 422)
18 2019.10.19 15:04:00, INFO: FramaRibbon: (JFFramaRibbonB.mqh; Line: 426)
19 2019.10.19 15:04:00, INFO: TimeFrame:PERIOD_H1, FramaPeriod:34, FramaMultiplier:4.600000 (JFFramaRibbonB.mqh; Line: 427)
20 2019.10.19 15:04:00, INFO: SignalMultiplier:2.000000, PRICE_CLOSE:PRICE_CLOSE, Interpolate:true (JFFramaRibbonB.mqh; Line: 429)
21 2019.10.19 15:04:00, INFO: StrategyMagicNumber:555020, StrategyName:Frama Ribbon B strategy, The strategy has been added. (JFTradingStrategyDispatcher.mqh; Line:
22 2019.10.19 15:04:00, INFO: strategySymbol:EURUSD, strategyPeriod:PERIOD_H1, Strategy symbol/period have been added. (JFTradingStrategy.mqh; Line: 287)
23 2019.10.19 15:04:00, INFO: strategySymbol:GBPUSD, strategyPeriod:PERIOD_H1, Strategy symbol/period have been added. (JFTradingStrategy.mqh; Line: 287)
24 2019.10.19 15:04:00, INFO: strategySymbol:USDJPY, strategyPeriod:PERIOD_H1, Strategy symbol/period have been added. (JFTradingStrategy.mqh; Line: 287)
25 2019.10.19 15:04:00, INFO: StrategyMagicNumber:555030, timeStart:00:00, timeEnd:23:59, dayOfWeek:DAY_OF_WEEK_ALL_DAYS, strategyState:STRATEGY_STATE_BUY_SELL, Stra
26 2019.10.19 15:04:00, INFO: strategySymbol:USDJPY, Strategy symbol has been added. (JFTradingStrategy.mqh; Line: 218)
27 2019.10.19 15:04:00, INFO: strategySymbol:GBPUSD, Strategy symbol has been added. (JFTradingStrategy.mqh; Line: 218)
28 2019.10.19 15:04:00, INFO: strategySymbol:EURUSD, Strategy symbol has been added. (JFTradingStrategy.mqh; Line: 218)
29 2019.10.19 15:04:00, INFO: InitialValues: (JFFramaRibbonB.mqh; Line: 419)
30 2019.10.19 15:04:00, INFO: BuyVolume:0.100000, SellVolume:0.100000, StopLossPoints:0, TakeProfitPoints:0 (JFFramaRibbonB.mqh; Line: 420)
31 2019.10.19 15:04:00, INFO: BuyOffsetPoints:100, SellOffsetPoints:100, CloseAtOppositeSignal:false (JFFramaRibbonB.mqh; Line: 422)
32 2019.10.19 15:04:00, INFO: FramaRibbon: (JFFramaRibbonB.mqh; Line: 426)
33 2019.10.19 15:04:00, INFO: TimeFrame:PERIOD_H1, FramaPeriod:34, FramaMultiplier:4.600000 (JFFramaRibbonB.mqh; Line: 427)
34 2019.10.19 15:04:00, INFO: SignalMultiplier:2.000000, PRICE_CLOSE:PRICE_CLOSE, Interpolate:true (JFFramaRibbonB.mqh; Line: 429)
35 2019.10.19 15:04:00, INFO: StrategyMagicNumber:555030, StrategyName:Frama Ribbon BB strategy, The strategy has been added. (JFTradingStrategyDispatcher.mqh; Line:
36 2019.10.19 15:04:00, INFO: INIT_SUCCEEDED (JFTradingStrategyDispatcher.mqh; Line: 387)
37
```

Evento de estrategia - nodo <STRATEGY_EVENT_NEW_BAR>

Aquí puede configurar los Símbolos y Períodos utilizados. Seguro que tu ortografía es correcta. Verifíquelo en el archivo de registro.

```
8 <STRATEGY_EVENT_NEW_BAR>
9 <StrategySymbol>EURUSD</StrategySymbol><StrategyPeriod>PERIOD_H1</StrategyPeriod>
10 <StrategySymbol>GBPUSD</StrategySymbol><StrategyPeriod>PERIOD_H1</StrategyPeriod>
11 <StrategySymbol>USDJPY</StrategySymbol><StrategyPeriod>PERIOD_H1</StrategyPeriod>
12 </STRATEGY_EVENT_NEW_BAR>
```

```
8 2019.10.19 15:16:49, INFO: strategySymbol:EURUSD, strategyPeriod:PERIOD_H1, Strategy symbol/period have been added.
9 2019.10.19 15:16:49, INFO: strategySymbol:GBPUSD, strategyPeriod:PERIOD_H1, Strategy symbol/period have been added.
0 2019.10.19 15:16:49, INFO: strategySymbol:USDJPY, strategyPeriod:PERIOD_H1, Strategy symbol/period have been added.
```

3.2.5 Parámetros de la estrategia - nodo <STRATEGY_PARAMETERS>

Aquí puede configurar parámetros específicos de ese EA. Compruébalo en el archivo de registro de nuevo.

```
32 <STRATEGY_PARAMETERS>
33 <InitialValues BuyVolume="0.1" SellVolume="0.1" StopLossPoints="0" TakeProfitPoints="0"
34 BuyOffsetPoints="100" SellOffsetPoints="100" CloseAtOppositeSignal="false"></InitialValues>
35 <FramaRibbon TimeFrame="PERIOD_H1" FramaPeriod="34" FramaMultiplier="4.6" SignalMultiplier="2.0" FramaPrice="PRICE_CLOSE" Interpolate="true"></FramaR
36 </STRATEGY_PARAMETERS>
```

```
InitialValues: (JFFramaRibbonB.mqh; Line: 419)
BuyVolume:0.100000, SellVolume:0.100000, StopLossPoints:0, TakeProfitPoints:0 (JFFramaRibbonB.mqh; Line: 420)
BuyOffsetPoints:100, SellOffsetPoints:100, CloseAtOppositeSignal:false (JFFramaRibbonB.mqh; Line: 422)
FramaRibbon: (JFFramaRibbonB.mqh; Line: 426)
TimeFrame:PERIOD_H1, FramaPeriod:34, FramaMultiplier:4.600000 (JFFramaRibbonB.mqh; Line: 427)
SignalMultiplier:2.000000, PRICE_CLOSE:PRICE_CLOSE, Interpolate:true (JFFramaRibbonB.mqh; Line: 429)
```

4 Solución de problemas

Después de colocar EA en el gráfico, debería ver en la pestaña Expertos de su terminal MT4 la ruta a la carpeta con los registros y la oración: "XYZ loaded successfully"

Time	Message
2019.10.19 09:01:51.495	JFFramaRibbonB EURUSD,H1: initialized
2019.10.19 09:01:51.493	JFFramaRibbonB EURUSD,H1: C:\Users\Jofra\AppData\Roaming\MetaQuotes\Terminal\31A162CC44E36E9F5006E9263B70C1EF\MLQ4\Files\JFFramework
2019.10.19 09:01:51.493	JFFramaRibbonB EURUSD,H1: You can find log files in directory:
2019.10.19 09:01:51.493	JFFramaRibbonB EURUSD,H1: JFFramaRibbonB loaded successfully
2019.10.19 09:01:50.464	JFFramaRibbonB EURUSD,H1 inputs: jff_config_file_name=JFFramaRibbonB.xml; jff_config_file_folder=1; jff_log_level=1; jff_log_file_folder=0; jff_use_next_inputs=true; jff_buy_volume=0.1; jff_sell_volume=0.1; jff_stop_loss...
2019.10.19 09:01:45.822	Expert JFFramework\JFFramaRibbonB\JFFramaRibbonB EURUSD,H1: loaded successfully

Y si abre esa carpeta con registros, puede ver el archivo/archivos de registro:

MetaQuotes	>	Terminal	>	31A162CC44E36E9F5006E9263B70C1EF	>	MLQ4	>	Files	>	JFFramework
------------	---	----------	---	----------------------------------	---	------	---	-------	---	-------------

Name	Date modified	Type	Size
JFFramaRibbonB.xml_2019.10.19.log	10/19/2019 9:01 AM	LOG File	3 KB


```

1 2019.10.19 09:01:51, INFO: ***** (JFFTradingStrategyDispatcher.mqh: Line: 107)
2 2019.10.19 09:01:51, INFO: JFFramework, version:1.10 (JFFTradingStrategyDispatcher.mqh: Line: 108)
3 2019.10.19 09:01:51, INFO: EA:JFFramaRibbonB, version:1.00 (JFFTradingStrategyDispatcher.mqh: Line: 109)
4 2019.10.19 09:01:51, INFO: Terminal name: FxPro - MetaTrader 4 (JFFTradingStrategyDispatcher.mqh: Line: 110)
5 2019.10.19 09:01:51, INFO: The client terminal build number: 1220 (JFFTradingStrategyDispatcher.mqh: Line: 111)
6 2019.10.19 09:01:51, INFO: Permission to trade: true (JFFTradingStrategyDispatcher.mqh: Line: 113)
7 2019.10.19 09:01:51, INFO: ----- (JFFTradingStrategyDispatcher.mqh: Line: 116)
8 2019.10.19 09:01:51, INFO: strategySymbol:EURUSD, strategyPeriod:PERIOD_H1, Strategy symbol/period have been added. (JFFTradingStrategy.mqh: Line: 287)
9 2019.10.19 09:01:51, INFO: StrategyMagicNumber:555020, timeStart:00:00, timeEnd:23:59, dayOfWeek:DAY_OF_WEEK_ALL_DAYS, strategyState:STRATEGY_STATE_BUY_SELL, Strat
10 2019.10.19 09:01:51, INFO: strategySymbol:EURUSD, Strategy symbol has been added. (JFFTradingStrategy.mqh: Line: 218)
11 2019.10.19 09:01:51, INFO: InitialValues: (JFFramaRibbonB.mqh: Line: 419)
12 2019.10.19 09:01:51, INFO: BuyVolume:0.100000, SellVolume:0.100000, StopLossPoints:0, TakeProfitPoints:0 (JFFramaRibbonB.mqh: Line: 420)
13 2019.10.19 09:01:51, INFO: BuyOffsetPoints:100, SellOffsetPoints:100, CloseAtOppositeSignal:false (JFFramaRibbonB.mqh: Line: 422)
14 2019.10.19 09:01:51, INFO: FramaRibbon: (JFFramaRibbonB.mqh: Line: 426)
15 2019.10.19 09:01:51, INFO: TimeFrame:PERIOD_H1, FramaPeriod:34, FramaMultiplier:4.600000 (JFFramaRibbonB.mqh: Line: 427)
16 2019.10.19 09:01:51, INFO: SignalMultiplier:2.000000, PRICE_CLOSE:PRICE_CLOSE, Interpolate:true (JFFramaRibbonB.mqh: Line: 429)
17 2019.10.19 09:01:51, INFO: StrategyMagicNumber:555020, StrategyName:Frama Ribbon B strategy, The strategy has been added. (JFFTradingStrategyDispatcher.mqh: Line: 1
18 2019.10.19 09:01:51, INFO: INIT_SUCCEEDED (JFFTradingStrategyDispatcher.mqh: Line: 387)
19

```

En el archivo de registro, debe ver la secuencia de inicio que ha terminado con: "INIT_SUCCEEDED".

4.1 Algo ha ido mal

JFF está comprobando el entorno comercial y la configuración del EA en la secuencia inicial y puede ver el resultado en la pestaña Experts y también en el archivo de registro (log). La primera señal de que algo salió mal es que eliminó el EA JFF.

Time	Message
2019.10.19 09:21:10.700	Expert JFFramaRibbonB EURUSD,H1: removed
2019.10.19 09:21:10.700	JFFramaRibbonB EURUSD,H1: uninit reason 8
2019.10.19 09:21:10.700	JFFramaRibbonB EURUSD,H1: initialization failed (1)
2019.10.19 09:21:10.684	JFFramaRibbonB EURUSD,H1: C:\Users\Jofra\AppData\Roaming\MetaQuotes\Terminal\31A162CC44E36E9F5006E9263B70C1EF\MLQ4\Files\JFFramework\JFFramaRibbonB.xml_2019.10.19.log
2019.10.19 09:21:10.684	JFFramaRibbonB EURUSD,H1: You can find more info in log file:
2019.10.19 09:21:10.684	JFFramaRibbonB EURUSD,H1: Initializing of JFFramaRibbonB failed with code 1
2019.10.19 09:21:10.684	JFFramaRibbonB EURUSD,H1: There isn't a valid trading strategy.
2019.10.19 09:21:09.819	JFFramaRibbonB EURUSD,H1 inputs: jff_config_file_name=JFFramaRibbonB.xml; jff_config_file_folder=1; jff_log_level=1; jff_log_file_folder=0; jff_use_next_inputs=true; jff_buy_volume=0.1; jff_sell_volume=0.1; jff_stop_loss...
2019.10.19 09:21:08.131	Expert JFFramework\JFFramaRibbonB\JFFramaRibbonB EURUSD,H1: loaded successfully

Ahora puede ver la ruta al archivo de registro exacto (no la carpeta) y la sentencia: "Initializing of XYZ failed with code 1".

Siempre necesita echar un vistazo a ese archivo de registro.

```

1 2019.10.19 09:47:47, INFO: ***** (JFTradingStrategyDispatcher.mqh; Line: 107)
2 2019.10.19 09:47:47, INFO: JFFramework, version:1.11 (JFTradingStrategyDispatcher.mqh; Line: 108)
3 2019.10.19 09:47:47, INFO: EA:JFFramaRibbonB, version:1.00 (JFTradingStrategyDispatcher.mqh; Line: 109)
4 2019.10.19 09:47:47, INFO: Terminal name: FxPro - MetaTrader 4 (JFTradingStrategyDispatcher.mqh; Line: 110)
5 2019.10.19 09:47:47, INFO: The client terminal build number: 1220 (JFTradingStrategyDispatcher.mqh; Line: 111)
6 2019.10.19 09:47:47, INFO: Permission to trade: true (JFTradingStrategyDispatcher.mqh; Line: 113)
7 2019.10.19 09:47:47, INFO: ----- (JFTradingStrategyDispatcher.mqh; Line: 116)
8 2019.10.19 09:47:47, INFO: StrategyMagicNumber:555020, timeStart:00:00, timeEnd:23:59, dayOfWeek:DAY_OF_WEEK_ALL_DAYS, strategyState:STRATEGY_STATE_BUY_SELL, Str
9 2019.10.19 09:47:47, ERROR: StrategyMagicNumber:555020, StrategyName:Frama Ribbon B strategy, OnInitTradingStrategy() has returned false. (JFTradingStrategyDispa
10 2019.10.19 09:47:47, ERROR: There is no strategy event subscribed in trading strategy there. (JFTradingStrategyDispatcher.mqh; Line: 164)
11 2019.10.19 09:47:47, ERROR: StrategyMagicNumber:555020, StrategyName:Frama Ribbon B strategy, The strategy has NOT been added. (JFTradingStrategyDispa
12 2019.10.19 09:47:47, FATAL: There isn't a valid trading strategy. (JFTradingStrategyDispatcher.mqh; Line: 397)
13 2019.10.19 09:47:47, FATAL: INIT_FAILED (JFTradingStrategyDispatcher.mqh; Line: 398)
14

```

Puede ver "INIT_FAILED" en el archivo de log.

- Asegúrese de que cada vez que pueda ver el nivel de registro "**FATAL**" en su archivo de registro, EA no podrá funcionar.
- Y en la mayoría de los casos para el nivel de registro "**ERROR**" EA tampoco podrá funcionar.
- Cada vez que informe que EA no está funcionando, proporcione inmediatamente la captura de pantalla de la pestaña Experts como puede ver arriba. Y proporcione también ese archivo de registro (mencionado en esa captura de pantalla).

4.2 El archivo de configuración XML no existe

Tab Experts : "loadXmlFromFile() has returned false"

Archivo de registro (Log file) : "ERROR: loadXmlFromFile() has returned false"

Time	Message
2019.10.19 10:21:23.563	Expert JFFramaRibbonB EURUSD,H1: removed
2019.10.19 10:21:23.563	JFFramaRibbonB EURUSD,H1: uninit reason 8
2019.10.19 10:21:23.563	JFFramaRibbonB EURUSD,H1: initialization failed (1)
2019.10.19 10:21:23.557	JFFramaRibbonB EURUSD,H1: C:\Users\Jofta\AppData\Roaming\MetaQuotes\Terminal\31A162CC44E36E9F5006E9263870C1EF\MQL4\Files\JFframework\JFFramaRibbonB.xml_2019.10.19.log
2019.10.19 10:21:23.557	JFFramaRibbonB EURUSD,H1: You can find more info in log file:
2019.10.19 10:21:23.557	JFFramaRibbonB EURUSD,H1: Initializing of JFFramaRibbonB failed with code 1
2019.10.19 10:21:23.557	JFFramaRibbonB EURUSD,H1: There isn't a valid trading strategy.
2019.10.19 10:21:23.557	JFFramaRibbonB EURUSD,H1: loadXmlFromFile() has returned false
2019.10.19 10:21:23.557	JFFramaRibbonB EURUSD,H1: *** Error in call of FileOpen() ***
2019.10.19 10:21:22.692	JFFramaRibbonB EURUSD,H1 inputs: jff_config_file_name=JFFramaRibbonB.xml; jff_config_file_folder=1; jff_log_level=1; jff_log_file_folder=0; jff_use_next_inputs=true; jff_buy_volume=0.1; jff_sell_volume=0.1; jff_stop_loss...
2019.10.19 10:21:21.190	Expert JFframework\JFFramaRibbonB\JFFramaRibbonB EURUSD,H1: loaded successfully

Trade	Exposure	Account History	News 72	Alerts	Mailbox	Market 97	Signals	Articles 878	Code Base	Experts	Journal
-------	----------	-----------------	---------	--------	---------	-----------	---------	--------------	-----------	---------	---------

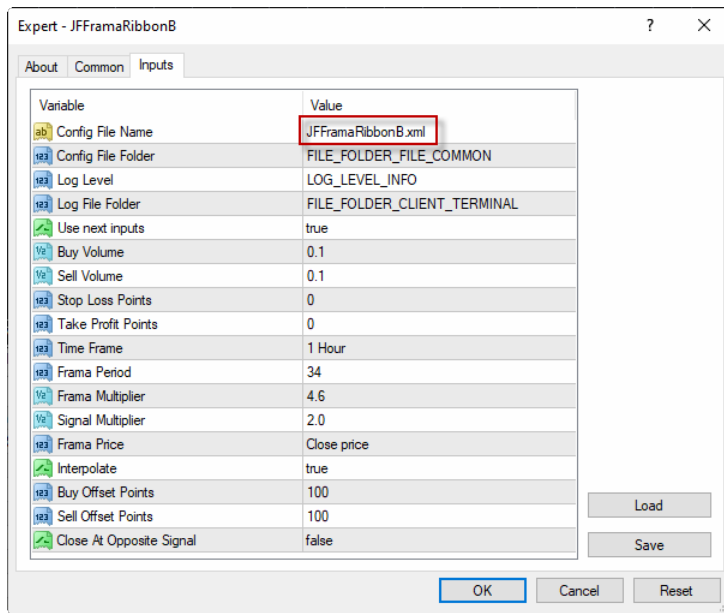
```

1 2019.10.19 10:21:23, INFO: ***** (JFTradingStrategyDispatcher.mqh; Line: 107)
2 2019.10.19 10:21:23, INFO: JFFramework, version:1.11 (JFTradingStrategyDispatcher.mqh; Line: 108)
3 2019.10.19 10:21:23, INFO: EA:JFFramaRibbonB, version:1.00 (JFTradingStrategyDispatcher.mqh; Line: 109)
4 2019.10.19 10:21:23, INFO: Terminal name: FxPro - MetaTrader 4 (JFTradingStrategyDispatcher.mqh; Line: 110)
5 2019.10.19 10:21:23, INFO: The client terminal build number: 1220 (JFTradingStrategyDispatcher.mqh; Line: 111)
6 2019.10.19 10:21:23, INFO: Permission to trade: true (JFTradingStrategyDispatcher.mqh; Line: 113)
7 2019.10.19 10:21:23, INFO: ----- (JFTradingStrategyDispatcher.mqh; Line: 116)
8 2019.10.19 10:21:23, ERROR: loadXmlFromFile() has returned false (JFTradingStrategyDispatcher.mqh; Line: 212)
9 2019.10.19 10:21:23, FATAL: There isn't a valid trading strategy. (JFTradingStrategyDispatcher.mqh; Line: 397)
10 2019.10.19 10:21:23, FATAL: INIT_FAILED (JFTradingStrategyDispatcher.mqh; Line: 398)
11

```

Solución:

- Poner el archivo de configuración XML en la carpeta **\Terminal\Common\Files**
- Asegúrese de que esté correctamente nombrado. El nombre propio que puede ver/cambiar en la pestaña Entradas.



4.3 Archivo de configuración XML corrupto

Hay un error tipográfico allí en el tab <TradingStrategy>

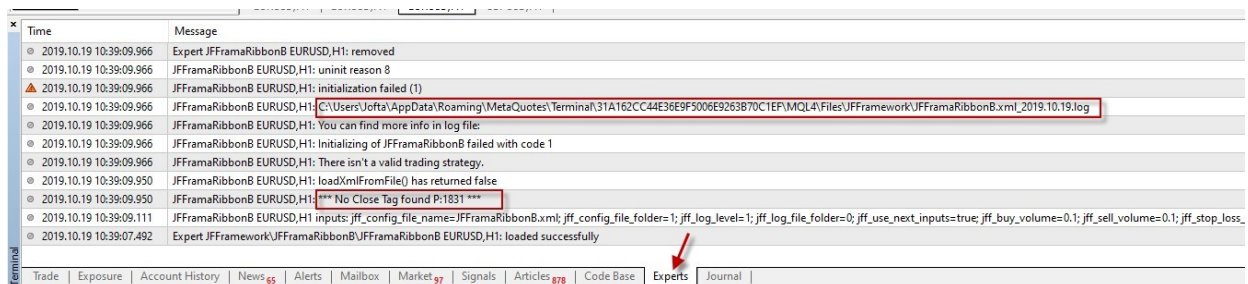
```

1  <?xml version="1.0"?>
2  <JFFramework>
3    <sTradingStrategy ClassName="CJFFramaRibbonB" MagicNumber="555020" Name="Frama Ribbon B strategy">
4      <STRATEGY EVENT NEW TICK>
5      <STRATEGY EVENT NEW BAR>
6      <!--
7      <STRATEGY STATES>
8      <STRATEGY MONEY MANAGEMENT>
9      <STRATEGY POSITION MANAGEMENT>
10     <STRATEGY PARAMETERS>
11     </TradingStrategy>
12 </JFFramework>

```

Tab Experts : "*** No Close Tag found P:1831 ***"

Archivo de registro (Log file): "ERROR: loadXmlFromFile() has returned false"



```

1 2019.10.19 10:39:09, INFO: ***** (JFTradingStrategyDispatcher.mqh; Line: 107)
2 2019.10.19 10:39:09, INFO: JFFramework, version:1.11 (JFTradingStrategyDispatcher.mqh; Line: 108)
3 2019.10.19 10:39:09, INFO: EA:JFFramaRibbonB, version:1.00 (JFTradingStrategyDispatcher.mqh; Line: 109)
4 2019.10.19 10:39:09, INFO: Terminal name: FxPro - MetaTrader 4 (JFTradingStrategyDispatcher.mqh; Line: 110)
5 2019.10.19 10:39:09, INFO: The client terminal build number: 1220 (JFTradingStrategyDispatcher.mqh; Line: 111)
6 2019.10.19 10:39:09, INFO: Permission to trade: true (JFTradingStrategyDispatcher.mqh; Line: 113)
7 2019.10.19 10:39:09, INFO: ----- (JFTradingStrategyDispatcher.mqh; Line: 116)
8 2019.10.19 10:39:09, ERROR: loadXmlFromFile() has returned false (JFTradingStrategyDispatcher.mqh; Line: 212)
9 2019.10.19 10:39:09, FATAL: There isn't a valid trading strategy. (JFTradingStrategyDispatcher.mqh; Line: 397)
10 2019.10.19 10:39:09, FATAL: INIT_FAILED (JFTradingStrategyDispatcher.mqh; Line: 398)
11

```

Solución: Corregir el error tipográfico.

```

1 <?xml version="1.0"?>
2 <JFFramework>
3   <TradingStrategy ClassName="CJFFramaRibbonB" MagicNumber="555020" Name="Frama Ribbon B strategy">
4     <STRATEGY EVENT NEW TICK>
5     <STRATEGY EVENT NEW BAR>
6     <!--
7     <STRATEGY STATES>
8     <STRATEGY MONEY MANAGEMENT>
9     <STRATEGY POSITION MANAGEMENT>
10    <STRATEGY PARAMETERS>
11  </TradingStrategy>
12 </JFFramework>
13

```

4.4 Falta el nodo <TradingStrategy>

No hay un nodo <TradingStrategy> en el archivo de configuración XML.

```

1 <?xml version="1.0"?>
2 <JFFramework>
3   ...
36 </JFFramework>
37

```

Tab Experts : “There isn't a valid trading strategy.”

Archivo de registro (Log file): “FATAL: There isn't a valid trading strategy.”

Time	Message
2019.10.19 11:22:56.291	Expert JFFramaRibbonB EURUSD,H1: removed
2019.10.19 11:22:56.291	JFFramaRibbonB EURUSD,H1: uninit reason 8
2019.10.19 11:22:56.291	JFFramaRibbonB EURUSD,H1: initialization failed (1)
2019.10.19 11:22:56.291	JFFramaRibbonB EURUSD,H1: C:\Users\ofeta\AppData\Roaming\MetaQuotes\Terminal\31A162CC4E36E9F5006E9263870C1E\Files\JFFramework\JFFramaRibbonB.xml;2019.10.19.log
2019.10.19 11:22:56.291	JFFramaRibbonB EURUSD,H1: You can find more info in log file:
2019.10.19 11:22:56.291	JFFramaRibbonB EURUSD,H1: Initializing of JFFramaRibbonB failed with code 1
2019.10.19 11:22:56.291	JFFramaRibbonB EURUSD,H1: There isn't a valid trading strategy.
2019.10.19 11:22:55.437	JFFramaRibbonB EURUSD,H1 inputs: jff_config_file_names=JFFramaRibbonB.xml; jff_config_file_folder=1; jff_log_level=1; jff_log_file_folder=0; jff_use_next_inputs=true; jff_buy_volume=0.1; jff_sell_volume=0.1; jff_stop_loss=
2019.10.19 11:22:53.771	Expert JFFramework\JFFramaRibbonB\JFFramaRibbonB EURUSD,H1: loaded successfully

Trade | Exposure | Account History | News 65 | Alerts | Mailbox | Market 97 | Signals | Articles 878 | Code Base | **Experts** | Journal

```

1 2019.10.19 11:22:56, INFO: ***** (JFTradingStrategyDispatcher.mqh; Line: 107)
2 2019.10.19 11:22:56, INFO: JFFramework, version:1.11 (JFTradingStrategyDispatcher.mqh; Line: 108)
3 2019.10.19 11:22:56, INFO: EA:JFFramaRibbonB, version:1.00 (JFTradingStrategyDispatcher.mqh; Line: 109)
4 2019.10.19 11:22:56, INFO: Terminal name: FxPro - MetaTrader 4 (JFTradingStrategyDispatcher.mqh; Line: 110)
5 2019.10.19 11:22:56, INFO: The client terminal build number: 1220 (JFTradingStrategyDispatcher.mqh; Line: 111)
6 2019.10.19 11:22:56, INFO: Permission to trade: true (JFTradingStrategyDispatcher.mqh; Line: 113)
7 2019.10.19 11:22:56, INFO: ----- (JFTradingStrategyDispatcher.mqh; Line: 116)
8 2019.10.19 11:22:56, FATAL: There isn't a valid trading strategy. (JFTradingStrategyDispatcher.mqh; Line: 397)
9 2019.10.19 11:22:56, FATAL: INIT_FAILED (JFTradingStrategyDispatcher.mqh; Line: 398)
10

```

Solución: Proporcione al menos un nodo <TradingStrategy> en el archivo de configuración XML.


```

1  <?xml version="1.0"?>
2  <JFFramework>
3    <TradingStrategy ClassName="CJFFramaRibbonB" MagicNumber="555020" Name="Frama Ribbon B strategy">
4      <STRATEGY EVENT NEW TICK>
8      <STRATEGY EVENT NEW BAR>
11     <!--
18     <STRATEGY STATES>
25     <STRATEGY MONEY MANAGEMENT>
27     <STRATEGY POSITION MANAGEMENT>
30     <STRATEGY PARAMETERS>
35   </TradingStrategy>
36 </JFFramework>
37

```

4.5 Nodo raíz de documento incorrecto.

Hay un nodo raíz del documento <JFFramework> incorrecto en el archivo de configuración XML.

```

1  <?xml version="1.0"?>
2  <xJFFramework>
3    <TradingStrategy ClassName="CJFFramaRibbonB" MagicNumber="555020" Name="Frama Ribbon B strategy">
4      <STRATEGY EVENT NEW TICK>
8      <STRATEGY EVENT NEW BAR>
11     <!--
18     <STRATEGY STATES>
25     <STRATEGY MONEY MANAGEMENT>
27     <STRATEGY POSITION MANAGEMENT>
30     <STRATEGY PARAMETERS>
35   </TradingStrategy>
36 </xJFFramework>
37

```

Tab Experts : "Bad Document Root."

Archivo de registro (Log file): "ERROR: documentRootName:xJFFramework, Bad Document Root."

Time	Message
2019.10.19 11:35:34.582	Expert JFFramaRibbonB EURUSD,H1: removed
2019.10.19 11:35:34.582	JFFramaRibbonB EURUSD,H1: uninit reason 8
2019.10.19 11:35:34.582	JFFramaRibbonB EURUSD,H1: initialization failed (1)
2019.10.19 11:35:34.567	JFFramaRibbonB EURUSD,H1: C:\Users\Joffa\AppData\Roaming\MetaQuotes\Terminal\31A162CC4E36E9F5006E9263B70C1EF\MQL4\Files\JFFramework\JFFramaRibbonB.xml;2019.10.19.log
2019.10.19 11:35:34.567	JFFramaRibbonB EURUSD,H1: You can find more info in log file:
2019.10.19 11:35:34.567	JFFramaRibbonB EURUSD,H1: Initializing of JFFramaRibbonB failed with code 1
2019.10.19 11:35:34.567	JFFramaRibbonB EURUSD,H1: There isn't a valid trading strategy.
2019.10.19 11:35:34.567	JFFramaRibbonB EURUSD,H1: documentRootName:xJFFramework, Bad Document Root.
2019.10.19 11:35:33.743	JFFramaRibbonB EURUSD,H1 inputs: jff_config_file_name=JFFramaRibbonB.xml; jff_config_file_folder=1; jff_log_level=1; jff_log_file_folder=0; jff_use_next_inputs=true; jff_buy_volume=0.1; jff_sell_volume=0.1; jff_stop_l
2019.10.19 11:35:32.162	Expert JFFramework\JFFramaRibbonB\JFFramaRibbonB EURUSD,H1: loaded successfully

```

1  2019.10.19 11:35:34, INFO: ***** (JFTradingStrategyDispatcher.mqh; Line: 107)
2  2019.10.19 11:35:34, INFO: JFFramework, version:1.11 (JFTradingStrategyDispatcher.mqh; Line: 108)
3  2019.10.19 11:35:34, INFO: EA:JFFramaRibbonB, version:1.00 (JFTradingStrategyDispatcher.mqh; Line: 109)
4  2019.10.19 11:35:34, INFO: Terminal name: FxPro - MetaTrader 4 (JFTradingStrategyDispatcher.mqh; Line: 110)
5  2019.10.19 11:35:34, INFO: The client terminal build number: 1220 (JFTradingStrategyDispatcher.mqh; Line: 111)
6  2019.10.19 11:35:34, INFO: Permission to trade: true (JFTradingStrategyDispatcher.mqh; Line: 113)
7  2019.10.19 11:35:34, INFO: ----- (JFTradingStrategyDispatcher.mqh; Line: 116)
8  2019.10.19 11:35:34, ERROR: documentRootName:xJFFramework, Bad Document Root. (JFTradingStrategyDispatcher.mqh; Line: 197)
9  2019.10.19 11:35:34, FATAL: There isn't a valid trading strategy. (JFTradingStrategyDispatcher.mqh; Line: 397)
10 2019.10.19 11:35:34, FATAL: INIT FAILED (JFTradingStrategyDispatcher.mqh; Line: 398)
11

```

Solución: Nombre correctamente el nodo raíz del documento en el archivo XML de configuración.

```

1 <?xml version="1.0"?>
2 <JFFramework>
3   <TradingStrategy ClassName="CJFFramaRibbonB" MagicNumber="555020" Name="Frama Ribbon B strategy">
4     <STRATEGY_EVENT_NEW_TICK>
5     <STRATEGY_EVENT_NEW_BAR>
6     <!--
7     <STRATEGY_STATES>
8     <STRATEGY_MONEY_MANAGEMENT>
9     <STRATEGY_POSITION_MANAGEMENT>
10    <STRATEGY_PARAMETERS>
11  </TradingStrategy>
12 </JFFramework>
13

```

4.6 Nombre de símbolo incorrecto: el único en la configuración XML

Solo tiene un símbolo en la configuración XML y está mal escrito (o todos los símbolos en su configuración XML están mal escritos). Hay un error tipográfico o su corredor está usando sufijos, por ejemplo. A veces, los corredores agregan sufijos a los nombres de los símbolos.

```

1 <?xml version="1.0"?>
2 <JFFramework>
3   <TradingStrategy ClassName="CJFFramaRibbonB" MagicNumber="555020" Name="Frama Ribbon B strategy">
4     <STRATEGY_EVENT_NEW_TICK>
5     <STRATEGY_EVENT_NEW_BAR>
6     <StrategySymbol>?EURUSD</StrategySymbol><StrategyPeriod>PERIOD_H1</StrategyPeriod>
7     <!--
8     <STRATEGY_STATES>
9     <STRATEGY_MONEY_MANAGEMENT>
10    <STRATEGY_POSITION_MANAGEMENT>
11    <STRATEGY_PARAMETERS>
12  </TradingStrategy>
13 </JFFramework>
14

```

Tab Experts: "There isn't a valid trading strategy."

Archivo de registro (Log file): "ERROR: strategySymbol:?EURUSD, strategyPeriod:PERIOD_H1, SymbolSelect() has returned false, so strategy symbol/period have NOT been added."

Time	Message
2019.10.19 12:18:42.371	Expert JFFramaRibbonB EURUSD,H1: removed
2019.10.19 12:18:42.371	JFFramaRibbonB EURUSD,H1: uninit reason 8
2019.10.19 12:18:42.371	JFFramaRibbonB EURUSD,H1: initialization failed (1)
2019.10.19 12:18:42.371	JFFramaRibbonB EURUSD,H1: [C:\Users\Jofra\AppData\Roaming\MetaQuotes\Terminal\31A162CC4E36E9F5006E9263B70C1EF\MQL4\Files\JFFramework\JFFramaRibbonB.xml_2019.10.19.log]
2019.10.19 12:18:42.371	JFFramaRibbonB EURUSD,H1: You can find more info in log file:
2019.10.19 12:18:42.371	JFFramaRibbonB EURUSD,H1: Initializing of JFFramaRibbonB failed with code 1
2019.10.19 12:18:42.371	JFFramaRibbonB EURUSD,H1: There isn't a valid trading strategy.
2019.10.19 12:18:41.515	JFFramaRibbonB EURUSD,H1 inputs: jff_config_file_name=JFFramaRibbonB.xml; jff_config_file_folder=1; jff_log_level=1; jff_log_file_folder=0; jff_use_next_inputs=true; jff_buy_volumes=0.1; jff_sell_volumes=0.1; jff_stop_loss=
2019.10.19 12:18:39.980	Expert JFFramework\JFFramaRibbonB\JFFramaRibbonB EURUSD,H1: loaded successfully

Trade	Exposure	Account History	News	Alerts	Mailbox	Market	Signals	Articles	Code Base	Experts	Journal
1	2019.10.19 12:18:42,	INFO:	***** (JFFTradingStrategyDispatcher.mqh; Line: 107)								
2	2019.10.19 12:18:42,	INFO:	JFFramework, version:1.11 (JFFTradingStrategyDispatcher.mqh; Line: 108)								
3	2019.10.19 12:18:42,	INFO:	EA:JFFramaRibbonB, version:1.00 (JFFTradingStrategyDispatcher.mqh; Line: 109)								
4	2019.10.19 12:18:42,	INFO:	Terminal name: FxPro - MetaTrader 4 (JFFTradingStrategyDispatcher.mqh; Line: 110)								
5	2019.10.19 12:18:42,	INFO:	The client terminal build number: 1220 (JFFTradingStrategyDispatcher.mqh; Line: 111)								
6	2019.10.19 12:18:42,	INFO:	Permission to trade: true (JFFTradingStrategyDispatcher.mqh; Line: 113)								
7	2019.10.19 12:18:42,	INFO:	***** (JFFTradingStrategyDispatcher.mqh; Line: 116)								
8	2019.10.19 12:18:42,	ERROR:	strategySymbol:?EURUSD, strategyPeriod:PERIOD_H1, SymbolSelect() has returned false, so strategy symbol/period have NOT been added. (JF								
9	2019.10.19 12:18:42,	INFO:	StrategyMagicNumber:555020, timeStart:00:00, timeEnd:23:59, dayOfWeek:DAY OF WEEK ALL DAYS, strategyState:STRATEGY_STATE_BUY_SELL, Strat								
10	2019.10.19 12:18:42,	ERROR:	StrategyMagicNumber:555020, StrategyName:Frama Ribbon B strategy, OnInitTradingStrategy() has returned false. (JFFTradingStrategyDispatc								
11	2019.10.19 12:18:42,	ERROR:	There is no strategy event subscribed in trading strategy there. (JFFTradingStrategyDispatcher.mqh; Line: 164)								
12	2019.10.19 12:18:42,	ERROR:	StrategyMagicNumber:555020, StrategyName:Frama Ribbon B strategy, The strategy has NOT been added. (JFFTradingStrategyDispatcher.mqh; Li								
13	2019.10.19 12:18:42,	FATAL:	There isn't a valid trading strategy. (JFFTradingStrategyDispatcher.mqh; Line: 397)								
14	2019.10.19 12:18:42,	FATAL:	INIT FAILED (JFFTradingStrategyDispatcher.mqh; Line: 398)								
15											

Solución: Nombra correctamente el símbolo en el archivo de configuración XML.

4.7 Nombre/nombres de símbolos incorrectos

Uno (o más) de sus símbolos en la configuración XML está mal escrito. Hay un error tipográfico o su corredor está usando sufijos, por ejemplo. A veces, los corredores agregan sufijos a los nombres de los símbolos. **De todos modos, todavía hay al menos un símbolo adecuado en el archivo de configuración XML.**

```
1 <?xml version="1.0"?>
2 <JFFramework>
3   <TradingStrategy ClassName="CJFFramaRibbonB" MagicNumber="555020" Name="Frama Ribbon B strategy">
4     <STRATEGY_EVENT_NEW_TICK>
5     <STRATEGY_EVENT_NEW_BAR>
6       <StrategySymbol>EURUSD</StrategySymbol><StrategyPeriod>PERIOD_H1</StrategyPeriod>
7     </STRATEGY_EVENT_NEW_BAR>
8     <!--
9     <STRATEGY_STATES>
10    <STRATEGY MONEY MANAGEMENT>
11    <STRATEGY POSITION MANAGEMENT>
12    <STRATEGY PARAMETERS>
13  </TradingStrategy>
14 </JFFramework>
```

```
1 <?xml version="1.0"?>
2 <JFFramework>
3   <TradingStrategy ClassName="CJFFramaRibbonB" MagicNumber="555020" Name="Frama Ribbon B strategy">
4     <STRATEGY_EVENT_NEW_TICK>
5     <STRATEGY_EVENT_NEW_BAR>
6       <StrategySymbol>EURUSD</StrategySymbol><StrategyPeriod>PERIOD_H1</StrategyPeriod>
7       <StrategySymbol>?GBPUSD</StrategySymbol><StrategyPeriod>PERIOD_H1</StrategyPeriod>
8       <StrategySymbol>USDJPY</StrategySymbol><StrategyPeriod>PERIOD_H1</StrategyPeriod>
9     </STRATEGY_EVENT_NEW_BAR>
10    <!--
11    <STRATEGY_STATES>
12    <STRATEGY MONEY MANAGEMENT>
13    <STRATEGY POSITION MANAGEMENT>
14    <STRATEGY PARAMETERS>
15  </TradingStrategy>
16 </JFFramework>
```

Tab Experts: "JFFramaRibbonB loaded successfully"

Archivo de registro (Log file): "ERROR: strategySymbol: ?GBPUSD, strategyPeriod: PERIOD_H1, SymbolSelect() has returned false, so strategy symbol/period have NOT been added."

Time	Message
2019.10.19 12:33:20.984	JFFramaRibbonB EURUSD,H1: initialized
2019.10.19 12:33:20.984	JFFramaRibbonB EURUSD,H1: C:\Users\Jofta\AppData\Roaming\MetaQuotes\Terminal\31A162CC44E36E9F5006E9263B70C1EP\MQL4\Files\JFFramework
2019.10.19 12:33:20.984	JFFramaRibbonB EURUSD,H1: You can find log files in directory:
2019.10.19 12:33:20.984	JFFramaRibbonB EURUSD,H1: JFFramaRibbonB loaded successfully
2019.10.19 12:33:19.929	JFFramaRibbonB EURUSD,H1 inputs: jff_config_file_name=JFFramaRibbonB.xml; jff_config_file_folder=1; jff_log_level=1; jff_log_file_folder=0; jff_use_next_inputs=true; jff_buy_volume=0.1; jff_sell_volume=0.1; jff_stop_loss...
2019.10.19 12:33:18.610	Expert JFFramework\JFFramaRibbonB\JFFramaRibbonB EURUSD,H1: loaded successfully

Trade | Exposure | Account History | News 61 | Alerts | Mailbox | Market 57 | Signals | Articles 878 | Code Base | Experts | Journal

```

1 2019.10.19 12:33:20, INFO: ***** (JFTradingStrategyDispatcher.mqh: Line: 107)
2 2019.10.19 12:33:20, INFO: JFFramework, version:1.11 (JFTradingStrategyDispatcher.mqh: Line: 108)
3 2019.10.19 12:33:20, INFO: EA:JFFramaRibbonB, version:1.00 (JFTradingStrategyDispatcher.mqh: Line: 109)
4 2019.10.19 12:33:20, INFO: Terminal name: FxPro - MetaTrader 4 (JFTradingStrategyDispatcher.mqh: Line: 110)
5 2019.10.19 12:33:20, INFO: The client terminal build number: 1220 (JFTradingStrategyDispatcher.mqh: Line: 111)
6 2019.10.19 12:33:20, INFO: Permission to trade: true (JFTradingStrategyDispatcher.mqh: Line: 113)
7 2019.10.19 12:33:20, INFO: ----- (JFTradingStrategyDispatcher.mqh: Line: 116)
8 2019.10.19 12:33:20, INFO: strategySymbol:EURUSD, strategyPeriod:PERIOD_H1, Strategy symbol/period have been added. (JFTradingStrategy.mqh: Line: 287)
9 2019.10.19 12:33:20, ERROR: strategySymbol:GBPUSD, strategyPeriod:PERIOD_H1, SymbolSelect() has returned false, so strategy symbol/period have NOT been added. (JFTradingStrategy.mqh: Line: 287)
10 2019.10.19 12:33:20, INFO: strategySymbol:USDJPY, strategyPeriod:PERIOD_H1, Strategy symbol/period have been added. (JFTradingStrategy.mqh: Line: 287)
11 2019.10.19 12:33:20, INFO: StrategyMagicNumber:555020, timeStart:00:00, timeEnd:23:59, dayOfWeek:DAY_OF_WEEK_ALL_DAYS, strategyState:STRATEGY_STATE_BUY_SELL, Strategy has been added. (JFTradingStrategy.mqh: Line: 218)
12 2019.10.19 12:33:20, INFO: strategySymbol:USDJPY, Strategy symbol has been added. (JFTradingStrategy.mqh: Line: 218)
13 2019.10.19 12:33:20, INFO: strategySymbol:EURUSD, Strategy symbol has been added. (JFTradingStrategy.mqh: Line: 218)
14 2019.10.19 12:33:20, INFO: InitialValues: (JFFramaRibbonB.mqh: Line: 419)
15 2019.10.19 12:33:20, INFO: BuyVolume:0.100000, SellVolume:0.100000, StopLossPoints:0, TakeProfitPoints:0 (JFFramaRibbonB.mqh: Line: 420)
16 2019.10.19 12:33:20, INFO: BuyOffsetPoints:100, SellOffsetPoints:100, CloseAtOppositeSignal:false (JFFramaRibbonB.mqh: Line: 422)
17 2019.10.19 12:33:20, INFO: FramaRibbon: (JFFramaRibbonB.mqh: Line: 426)
18 2019.10.19 12:33:20, INFO: TimeFrame:PERIOD_H1, FramaPeriod:34, FramaMultiplier:4.600000 (JFFramaRibbonB.mqh: Line: 427)
19 2019.10.19 12:33:20, INFO: SignalMultiplier:2.000000, PRICE_CLOSE:PRICE_CLOSE, Interpolate:true (JFFramaRibbonB.mqh: Line: 429)
20 2019.10.19 12:33:20, INFO: StrategyMagicNumber:555020, StrategyName:Frama Ribbon B strategy, The strategy has been added. (JFTradingStrategyDispatcher.mqh: Line: 387)
21 2019.10.19 12:33:20, INFO: INIT_SUCCEEDED (JFTradingStrategyDispatcher.mqh: Line: 387)
22

```

Solución: Nombra correctamente el símbolo en el archivo de configuración XML.

Ten cuidado. Esta podría ser una situación peligrosa. El EA está funcionando. De todos modos, sin mal símbolo/símbolos. Siempre necesita verificar el archivo / archivos de registro.

4.8 Dos o mas EAs están utilizando el mismo número mágico (Magic Number) (o sea, el mismo archivo de configuraciónXML)

Cada EA necesita su propio archivo de configuración XML. Y su número mágico único (unique Magic Number).

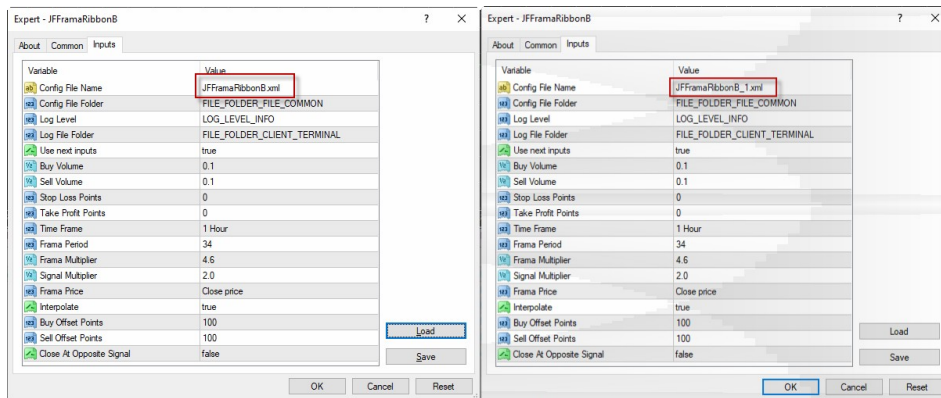
Entonces, si coloca dos EA en dos gráficos en una terminal MT, debe proporcionar dos archivos de configuración XML con un número mágico único para cada uno de ellos.

De lo contrario, obtendrá un comportamiento no documentado de esos EA. Simplemente obtendrá un lío.

```
1 JFFramaRibbonB.xml 10/19/2019 12:26 ... XML Document 5 KB
2 JFFramaRibbonB_1.xml 10/19/2019 12:26 ... XML Document 5 KB
```

```
1 <?xml version="1.0"?>
2 <JFFramework>
3   <TradingStrategy ClassName="CJFFramaRibbonB" MagicNumber="555020" Name="Frama Ribbon B strategy">
4     <STRATEGY_EVENT_NEW_TICK>
5       <STRATEGY_EVENT_NEW_BAR>
6         <StrategySymbol>EURUSD</StrategySymbol><StrategyPeriod>PERIOD_H1</StrategyPeriod>
7         <StrategySymbol>GBPUSD</StrategySymbol><StrategyPeriod>PERIOD_H1</StrategyPeriod>
8         <StrategySymbol>USDJPY</StrategySymbol><StrategyPeriod>PERIOD_H1</StrategyPeriod>
9       </STRATEGY_EVENT_NEW_BAR>
10     <!--
11     <STRATEGY_STATES>
12     <STRATEGY MONEY MANAGEMENT>
13     <STRATEGY POSITION MANAGEMENT>
14     <STRATEGY PARAMETERS>
15   </TradingStrategy>
16 </JFFramework>
```

```
1 JFFramaRibbonB.xml JFFramaRibbonB_1.xml
2 <?xml version="1.0"?>
3 <JFFramework>
4   <TradingStrategy ClassName="CJFFramaRibbonB" MagicNumber="555030" Name="Frama Ribbon BB strategy">
5     <STRATEGY_EVENT_NEW_TICK>
6       <STRATEGY_EVENT_NEW_BAR>
7         <StrategySymbol>EURUSD</StrategySymbol><StrategyPeriod>PERIOD_H1</StrategyPeriod>
8         <StrategySymbol>?GBPUSD</StrategySymbol><StrategyPeriod>PERIOD_H1</StrategyPeriod>
9         <StrategySymbol>USDJPY</StrategySymbol><StrategyPeriod>PERIOD_H1</StrategyPeriod>
10       </STRATEGY_EVENT_NEW_BAR>
11     <!--
12     <STRATEGY_STATES>
13     <STRATEGY MONEY MANAGEMENT>
14     <STRATEGY POSITION MANAGEMENT>
15     <STRATEGY PARAMETERS>
16   </TradingStrategy>
17 </JFFramework>
```



MetaQuotes > Terminal > 31A162CC44E36E9F5006E9263B70C1EF > MQL4 > Files > JFFramework

Name	Date modified	Type	Size
JFFramework.xml_2019.10.19.log	10/19/2019 1:06 PM	LOG File	3 KB
JFFramework_1.xml_2019.10.19.log	10/19/2019 1:07 PM	LOG File	3 KB

```

1 2019.10.19 13:06:58, INFO: ***** (JFFrameworkStrategyDispatcher.mqh: Line: 107)
2 2019.10.19 13:06:58, INFO: JFFramework, version:1.11 (JFFrameworkStrategyDispatcher.mqh: Line: 108)
3 2019.10.19 13:06:58, INFO: EA:JFFramework, version:1.00 (JFFrameworkStrategyDispatcher.mqh: Line: 109)
4 2019.10.19 13:06:58, INFO: Terminal name: FxPro - MetaTrader 4 (JFFrameworkStrategyDispatcher.mqh: Line: 110)
5 2019.10.19 13:06:58, INFO: The client terminal build number: 1220 (JFFrameworkStrategyDispatcher.mqh: Line: 111)
6 2019.10.19 13:06:58, INFO: Permission to trade: true (JFFrameworkStrategyDispatcher.mqh: Line: 113)
7 2019.10.19 13:06:58, INFO: ----- (JFFrameworkStrategyDispatcher.mqh: Line: 116)
8 2019.10.19 13:06:58, INFO: strategySymbol:EURUSD, strategyPeriod:PERIOD_H1, Strategy symbol/period have been added. (JFFrameworkStrategy.mqh: Line: 287)
9 2019.10.19 13:06:58, INFO: strategySymbol:GBPUSD, strategyPeriod:PERIOD_H1, Strategy symbol/period have been added. (JFFrameworkStrategy.mqh: Line: 287)
10 2019.10.19 13:06:58, INFO: strategySymbol:USDJPY, strategyPeriod:PERIOD_H1, Strategy symbol/period have been added. (JFFrameworkStrategy.mqh: Line: 287)
11 2019.10.19 13:06:58, INFO: StrategyMagicNumber:555020, timeStart:00:00, timeEnd:23:59, dayOfWeek:DAY_OF_WEEK_ALL_DAYS, strategyState:STRATEGY_STATE_BUY_SELL, S
12 2019.10.19 13:06:58, INFO: strategySymbol:USDJPY, Strategy symbol has been added. (JFFrameworkStrategy.mqh: Line: 218)
13 2019.10.19 13:06:58, INFO: strategySymbol:GBPUSD, Strategy symbol has been added. (JFFrameworkStrategy.mqh: Line: 218)
14 2019.10.19 13:06:58, INFO: strategySymbol:EURUSD, Strategy symbol has been added. (JFFrameworkStrategy.mqh: Line: 218)
15 2019.10.19 13:06:58, INFO: InitialValues: (JFFramework.mqh: Line: 419)
16 2019.10.19 13:06:58, INFO: BuyVolume:0.100000, SellVolume:0.100000, StopLossPoints:0, TakeProfitPoints:0 (JFFramework.mqh: Line: 420)
17 2019.10.19 13:06:58, INFO: BuyOffsetPoints:100, SellOffsetPoints:100, CloseAtOppositeSignal:false (JFFramework.mqh: Line: 422)
18 2019.10.19 13:06:58, INFO: FrameRibbon: (JFFramework.mqh: Line: 426)
19 2019.10.19 13:06:58, INFO: TimeFrame:PERIOD_H1, FramePeriod:34, FrameMultiplier:4.600000 (JFFramework.mqh: Line: 427)
20 2019.10.19 13:06:58, INFO: SignalMultiplier:2.000000, PRICE_CLOSE:PRICE_CLOSE, Interpolate:true (JFFramework.mqh: Line: 429)
21 2019.10.19 13:06:58, INFO: StrategyMagicNumber:555020, StrategyName:Frame Ribbon B strategy, The strategy has been added. (JFFrameworkStrategyDispatcher.mqh: Lin
22 2019.10.19 13:06:58, INFO: INIT_SUCCEEDED (JFFrameworkStrategyDispatcher.mqh: Line: 387)
23

```

```

1 2019.10.19 13:07:40, INFO: ***** (JFFrameworkStrategyDispatcher.mqh: Line: 107)
2 2019.10.19 13:07:40, INFO: JFFramework, version:1.11 (JFFrameworkStrategyDispatcher.mqh: Line: 108)
3 2019.10.19 13:07:40, INFO: EA:JFFramework, version:1.00 (JFFrameworkStrategyDispatcher.mqh: Line: 109)
4 2019.10.19 13:07:40, INFO: Terminal name: FxPro - MetaTrader 4 (JFFrameworkStrategyDispatcher.mqh: Line: 110)
5 2019.10.19 13:07:40, INFO: The client terminal build number: 1220 (JFFrameworkStrategyDispatcher.mqh: Line: 111)
6 2019.10.19 13:07:40, INFO: Permission to trade: true (JFFrameworkStrategyDispatcher.mqh: Line: 113)
7 2019.10.19 13:07:40, INFO: ----- (JFFrameworkStrategyDispatcher.mqh: Line: 116)
8 2019.10.19 13:07:40, INFO: strategySymbol:EURUSD, strategyPeriod:PERIOD_H1, Strategy symbol/period have been added. (JFFrameworkStrategy.mqh: Line: 287)
9 2019.10.19 13:07:40, ERROR: strategySymbol:GBPUSD, strategyPeriod:PERIOD_H1, SymbolSelect() has returned false, so strategy symbol/period have NOT been added.
10 2019.10.19 13:07:40, INFO: strategySymbol:USDJPY, strategyPeriod:PERIOD_H1, Strategy symbol/period have been added. (JFFrameworkStrategy.mqh: Line: 287)
11 2019.10.19 13:07:40, INFO: StrategyMagicNumber:555030, timeStart:00:00, timeEnd:23:59, dayOfWeek:DAY_OF_WEEK_ALL_DAYS, strategyState:STRATEGY_STATE_BUY_SELL, S
12 2019.10.19 13:07:41, INFO: strategySymbol:USDJPY, Strategy symbol has been added. (JFFrameworkStrategy.mqh: Line: 218)
13 2019.10.19 13:07:41, INFO: strategySymbol:EURUSD, Strategy symbol has been added. (JFFrameworkStrategy.mqh: Line: 218)
14 2019.10.19 13:07:41, INFO: InitialValues: (JFFramework.mqh: Line: 419)
15 2019.10.19 13:07:41, INFO: BuyVolume:0.100000, SellVolume:0.100000, StopLossPoints:0, TakeProfitPoints:0 (JFFramework.mqh: Line: 420)
16 2019.10.19 13:07:41, INFO: BuyOffsetPoints:100, SellOffsetPoints:100, CloseAtOppositeSignal:false (JFFramework.mqh: Line: 422)
17 2019.10.19 13:07:41, INFO: FrameRibbon: (JFFramework.mqh: Line: 426)
18 2019.10.19 13:07:41, INFO: TimeFrame:PERIOD_H1, FramePeriod:34, FrameMultiplier:4.600000 (JFFramework.mqh: Line: 427)
19 2019.10.19 13:07:41, INFO: SignalMultiplier:2.000000, PRICE_CLOSE:PRICE_CLOSE, Interpolate:true (JFFramework.mqh: Line: 429)
20 2019.10.19 13:07:41, INFO: StrategyMagicNumber:555030, StrategyName:Frame Ribbon BB strategy, The strategy has been added. (JFFrameworkStrategyDispatcher.mqh: Li
21 2019.10.19 13:07:41, INFO: INIT_SUCCEEDED (JFFrameworkStrategyDispatcher.mqh: Line: 387)

```