

# Price Action Secret Entry Journal

## Entry Where Big Trader Entry

**!!SOP outdated. !!**

SOP Setup, Confirmation, Entry :

1. buat trend line
2. tanda SR
3. Tunggu breakout trendline
4. Tunggu break SR
5. Tanda zone entry point. early and sharp entry
6. tunggu pullback sampai zone entry
7. Let the market decide and wait.

Trade Management Rule:

- i. Entry
- ii. Set SL
- iii. Set TP
- iv. Biar market jalan **jangan KACAU, jangan CUTLOSS! HOLD sampai hit SL**

Bila Zone Buy/Sell Lajak:

- i. Cari Engulfing di 1 timeframe besar dari timeframe entry zone
- ii. Zone kan engulfing
- iii. Turun 1 timeframe kecil dari entry zone, cari secret pattern baru di kawasan zone engulfing tadi.

# 1. Before and after M15 with bigger picture of price movement



Qesada published on TradingView.com, Apr 10, 2022 12:44 UTC+8

Gold Spot / U.S. Dollar, 15, FOREXCOM: O1945.82 H1948.21 L1945.45 C1947.73 +1.91 (+0.10%)



## 2. M5 timeframe, touch and go on early entry point

Qesada published on TradingView.com, Apr 10, 2022 12:48 UTC+8

Gold Spot / U.S. Dollar, 5, FOREXCOM: O1946.37 H1948.21 L1946.15 C1947.73 +1.36 (+0.07%)



3. M15 timeframe 2 time buy pattern overall market structure changing to up trend





#### 4. M5 timeframe short sell while waiting for price reaching buy zone



Qesada published on TradingView.com, Apr 11, 2022 14:21 UTC+8



## 5. M1 timeframe, looking for sharp entry point base on M5 buy setup

Qesada published on TradingView.com, Apr 11, 2022 11:33 UTC+8





## 6. M5 timeframe, Early entry price fly to mars 247pips, price still looking for previous buy zone



Qespada published on TradingView.com, Apr 11, 2022 15:35 UTC+8  
Gold Spot / U.S. Dollar, 5, OANDA O1944.615 H1944.840 L1944.450 C1944.840 +0.225 (+0.01%)



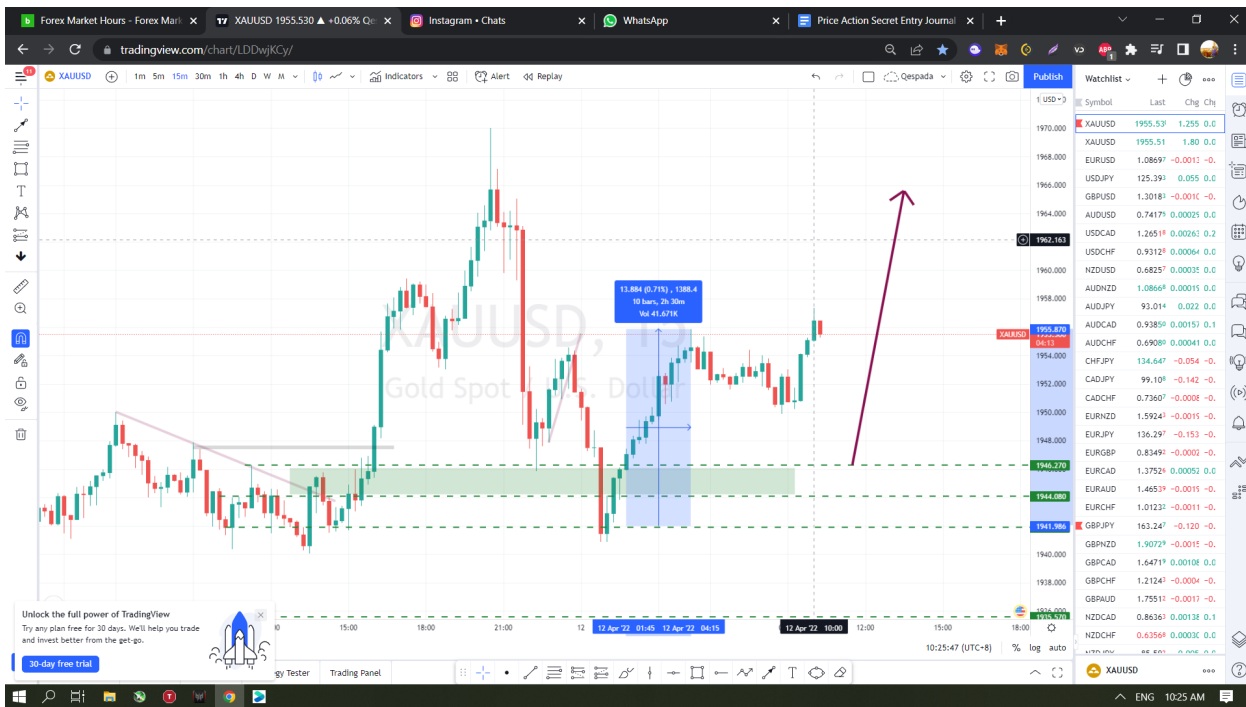
Qespada published on TradingView.com, Apr 11, 2022 16:15 UTC+8  
Gold Spot / U.S. Dollar, 5, OANDA O1948.965 H1948.980 L1948.505 C1948.605 -0.360 (-0.02%)





7. M15 timeframe, price retest 2 times, 1st touch and go early entry point, 2nd touch and go sharp entry point 130pips





130pips from sharp entry

8. M15 timeframe, price go below the buy zone but not able to break HL and shoot up because M1 has a buy secret pattern. Keep hold position and reward payoff. 200pips from sharp entry





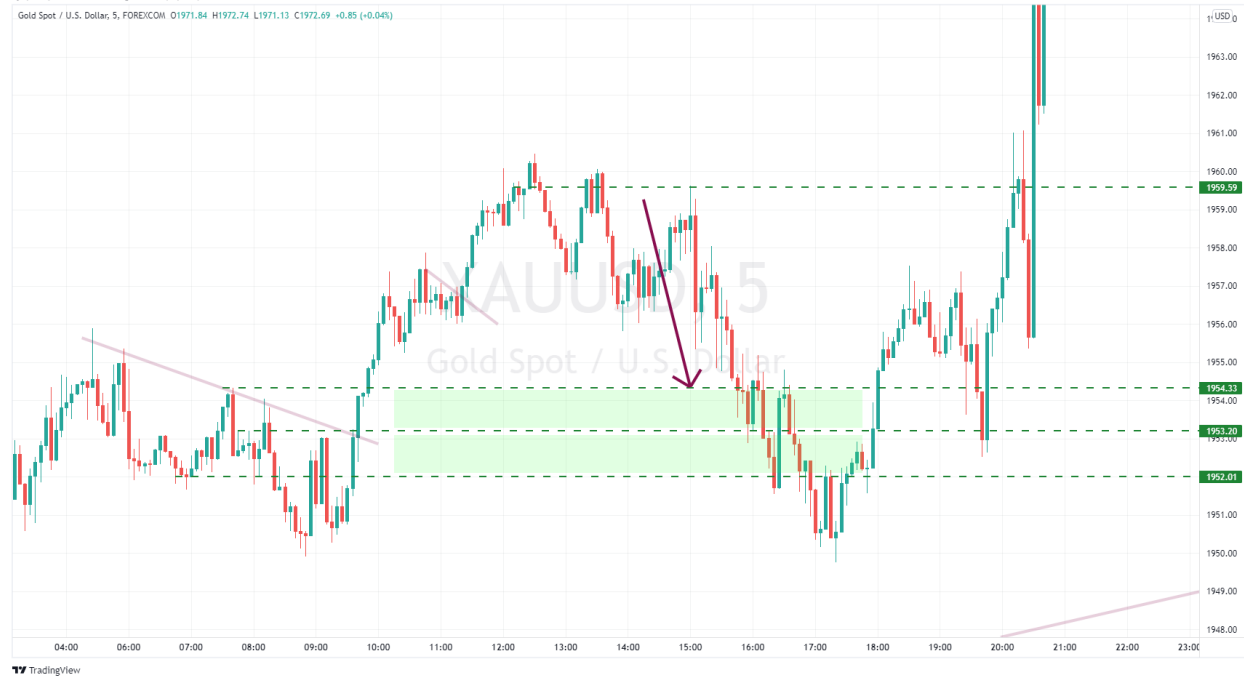
## 9. M5 timeframe, price hitting sharp entry point with solid cs





Qesada published on TradingView.com, Apr 12, 2022 21:29 UTC+8

Gold Spot / U.S. Dollar, 5, FOREXCOM: O1971.84 H1972.74 L1971.13 C1972.69 +0.85 (+0.04%)



10. M1 timeframe, short sell while waiting for buy setup at m5/m15, price hitting sharp entry point 40pips fall.

Qesada published on TradingView.com, Apr 12, 2022 13:43 UTC+8

Gold Spot / U.S. Dollar, 1, OANDA: O1958.490 H1958.540 L1958.145 C1958.540 +0.050 (+0.000%)



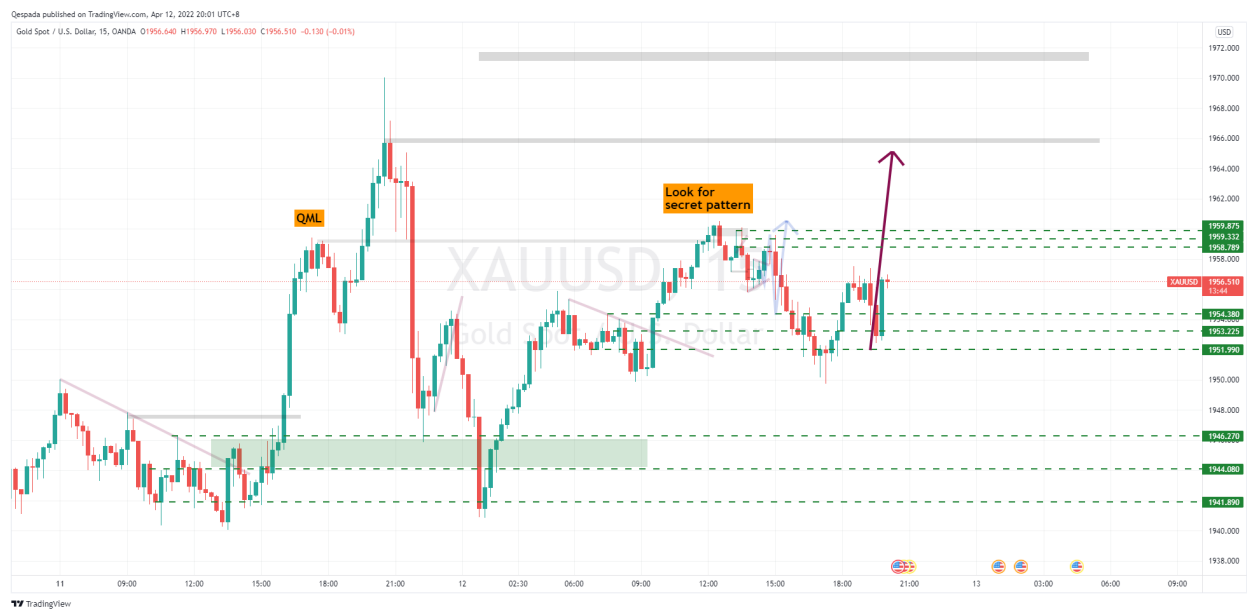


11. M1 timeframe, possible 2nd round short sell after break LL. price probably move like this. As predicted, the price taking sell order and waterfall below buying zone.





12. Reasoning for no. 9,10,11 sell is because of QML on m15 as sell zone while lower timeframe as confirmation entry with secret pattern. Lower TF view please refer to no.9,10,11



### 13. M1 timeframe Continuation buy

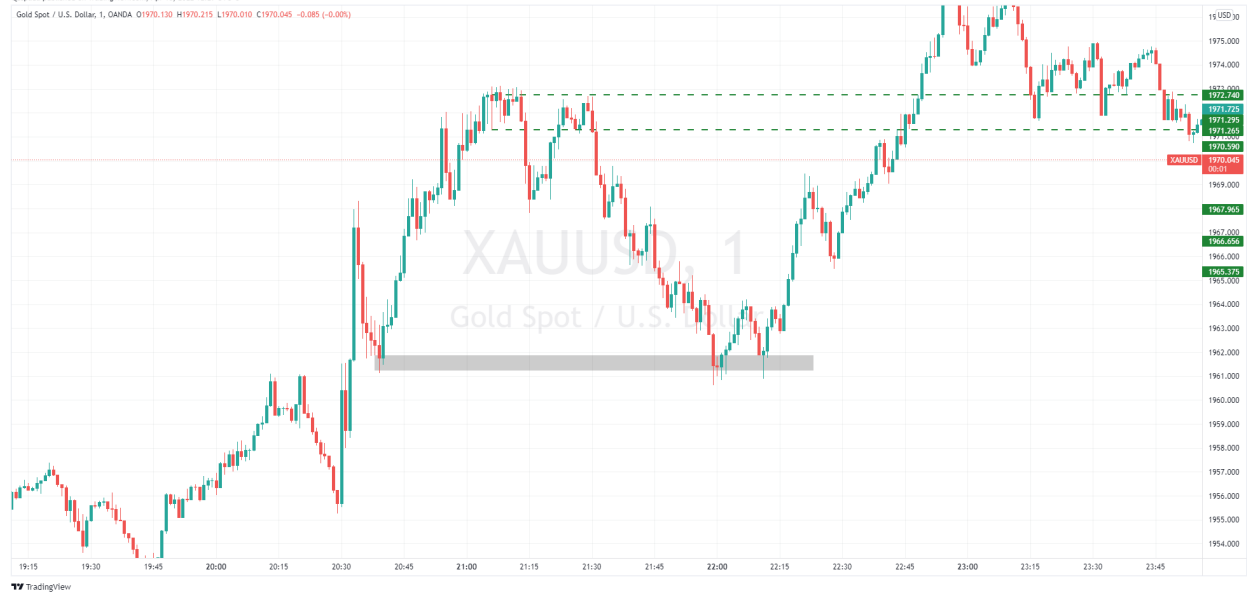


### 14. M1 timeframe changing market trend entry with M5 bearish engulfing as setup while M1 as confirmation entry. Very high risk



Qespada published on TradingView.com, Apr 13, 2022 12:29 UTC+8

Gold Spot / U.S. Dollar; 1, OANDA O1970.130 H1970.215 L1970.010 C1970.045 -0.085 (-0.00%)



15. M15 buy pattern, market is up trending, price hit early entry- 50% buy zone and shoot 90pips to the moon 130pips fly

Qespada published on TradingView.com, Apr 13, 2022 10:33 UTC+8

Gold Spot / U.S. Dollar; 15, OANDA O1969.370 H1970.996 L1969.240 C1970.190 -0.820 (-0.04%)





16. M1 timeframe short sell scalping while M30 timeframe has bearish engulfing setup, confirmation and entry on M1 timeframe. Boom instant 20pips scalp





## 2nd re-entry pullback





17. M5 timeframe reentry buy for M15 setup early entry point. -Price breakout m5 buy setup and looking for m15 buy zone





18. M5 timeframe sell confirmation and entry point base on m15 bearish engulfing (result pending)

Qespada published on TradingView.com, Apr 13, 2022 19:25 UTC+8

Gold Spot / U.S. Dollar; 5, OANDA O1977.240 H1977.620 L1977.240 C1977.595 -0.355 (-0.02%)



Qespada published on TradingView.com, Apr 13, 2022 22:06 UTC+8

Gold Spot / U.S. Dollar; 5, OANDA O1975.120 H1976.595 L1974.715 C1975.995 -0.875 (-0.04%)



## 19. M1 timeframe (result pending)



## 20. M5 timeframe pullback entry

Qesada published on TradingView.com, Apr 14, 2022 09:23 UTC+8

Gold Spot / U.S. Dollar, 5, OANDA O1975.585 H1976.385 L1975.510 C1976.370 +0.785 (+0.04%)



Qesada published on TradingView.com, Apr 14, 2022 10:17 UTC+8

Gold Spot / U.S. Dollar, 5, OANDA O1978.975 H1979.370 L1978.974 C1979.370 +0.395 (+0.02%)



Price lajak sebab:

Qesada published on TradingView.com, Apr 14, 2022 13:01 UTC+8

Gold Spot / U.S. Dollar; 15, OANDA O1975.670 H1975.685 L1974.815 C1974.821 -0.850 (-0.04%)



TradingView

: Bearish Engulfing di M15 timeframe

Qesada published on TradingView.com, Apr 14, 2022 13:02 UTC+8

Gold Spot / U.S. Dollar; 1, OANDA O1974.785 H1974.785 L1974.615 C1974.615 -0.170 (-0.01%)



TradingView

: Secret Pattern zone in M1 timeframe



:Result, Price lajak going for M1 secret pattern zone early entry point

## 21. M15 timeframe + m5 buy zone



Qespa published on TradingView.com, Apr 14, 2022 17:15 UTC+8

Gold Spot / U.S. Dollar, 5, FOREXCOM O1969.27 H1969.35 L1968.93 C1968.93 -0.34 (-0.02%)



Result: Price fly to the moon like always 98pips from early entry point and 100+ from mid& sharp entry point

Qespa published on TradingView.com, Apr 14, 2022 20:56 UTC+8

Gold Spot / U.S. Dollar, 5, FOREXCOM O1972.42 H1972.57 L1971.50 C1972.23 -0.19 (-0.01%)



## 22. M5 timeframe short sell scalping result while waiting for buy



Result: Price lajak sell with no reason for now. 3 position hit sl and last one still holding to 90 pips cover the loss.





## 23. M5 timeframe potential sell setup first until buying zone.



## 24. M5 timeframe sell setup. Reason because of sell secret pattern. If price making a pullback, try to sell on the sharp entry zone until m15 buy zone.





Result: 1 position sl. Sell no valid since it break the resistance.

25. M5 timeframe buy pattern based on m15 bullish engulfing . Market trend is uptrend





## 26. H1 timeframe



## 27. M5 timeframe short buy

Qespada published on TradingView.com, Apr 21, 2022 21:36 UTC+8

Gold Spot / U.S. Dollar, 5, FOREXCOM O1944.99 H1946.00 L1944.49 C1945.79 +0.80 (+0.04%)



Qespada published on TradingView.com, Apr 22, 2022 11:12 UTC+8

Gold Spot / U.S. Dollar, 5, FOREXCOM O1948.19 H1948.62 L1948.07 C1948.09 -0.10 (-0.01%)



28. Secret Pattern Triple Breakout XAU/USD m30





## 29. Secret Pattern Triple Breakout USD/CAD m30 (pending)



30. Hns Buy m30 XAU/USD & M15 Secret Pattern Triple Break

Qespe published on TradingView.com, May 27, 2022 09:33 UTC+8

Gold Spot / U.S. Dollar, 30, FOREXCOM: O1848.49 H1849.94 L1848.45 C1849.94 +1.45 (+0.08%)



TradingView

Qespe published on TradingView.com, Jun 01, 2022 09:29 UTC+8

Gold Spot / U.S. Dollar, 30, FOREXCOM: O1834.52 H1835.84 L1834.43 C1835.57 +1.05 (+0.06%)



TradingView





### 31. Daily EUR/JPY SPv2 > fail



Qesada published on TradingView.com, Jun 01, 2022 09:25 UTC+8

Euro / Japanese Yen, 1D, FOREX.com O138.135 H138.501 L138.096 C138.399 +0.281 (+0.20%)



## 32. GBP/USD SP v2 + engulf buy > partial win

Qesada published on TradingView.com, May 27, 2022 15:08 UTC+8

British Pound / U.S. Dollar, 1h, FX/CM O1.26195 H1.26278 L1.26174 C1.26264 +0.00069 (+0.05%)



Qespe published on TradingView.com, Jun 01, 2022 09:23 UTC+8



### 33. XAU/USD SP v2 Uptrend m15 timeframe > result: success

Qespe published on TradingView.com, May 27, 2022 15:35 UTC+8





34. AUD/USD m15 timeframe SP v2 > Result: no retest

Qesada published on TradingView.com, May 27, 2022 15:43 UTC+8



Qesada published on TradingView.com, Jun 01, 2022 09:17 UTC+8



35. NZD/USD h1 timeframe swing sell secret pattern v2 (pending)



36. XAU/USD m30 timeframe SP v2

Qespe published on TradingView.com, May 30, 2022 16:11 UTC+8



Qespe published on TradingView.com, Jun 01, 2022 09:13 UTC+8



### 37. XAU/USD tiplebreak h1

Gold Spot / U.S. Dollar, 1h, OANDA O1846.555 H1847.220 L1846.350 C1846.580 +0.025 (+0.00%)



Gold Spot / U.S. Dollar, 1h, OANDA O1834.570 H1835.540 L1834.445 C1834.915 +0.345 (+0.02%)



### 38.GBP/USD triple break m15 m30



Qespe published on TradingView.com, May 31, 2022 09:26 UTC+8

British Pound / U.S. Dollar, 15, FICA O1.26096 H1.26162 L1.26096 C1.26153 +0.00057 (+0.05%)



TradingView

Qespe published on TradingView.com, May 31, 2022 09:27 UTC+8

British Pound / U.S. Dollar, 30, FICA O1.26121 H1.26162 L1.25982 C1.26151 +0.00030 (+0.02%)



TradingView

Qespe published on TradingView.com, Jun 01, 2022 09:10 UTC+8

British Pound / U.S. Dollar, 15, FXCM O1.26089 H1.26090 L1.26030 C1.26063 -0.00026 (-0.02%)

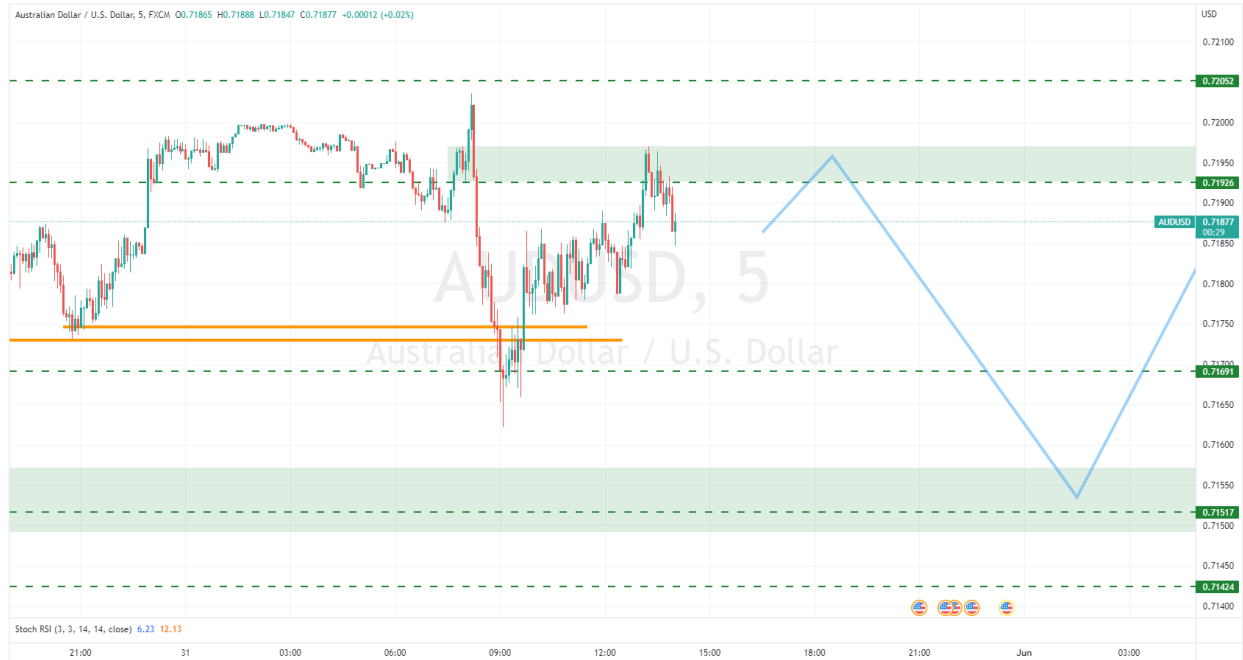


TradingView

### 39. AUD/USD m5,m15 spv2 sell setup

Qespe published on TradingView.com, May 31, 2022 14:04 UTC+8

Australian Dollar / U.S. Dollar, 5, FXCM O0.71865 H0.71888 L0.71847 C0.71877 -0.00012 (-0.02%)



TradingView

Qesada published on TradingView.com, Jun 01, 2022 09:03 UTC+8

Australian Dollar / U.S. Dollar, 5, FXCM O0.71896 H0.71896 L0.71837 C0.71862 -0.00034 (-0.05%)

