

- [Post 31,171](#)
- [Cleanup](#)
- [Quote](#)
- Jul 1, 2019 2:22am



[bubincka](#)

Joined Nov 2009 | Status: You are what you is | [1,623 Posts](#) | Online Now

Starting the week with a profit is always a good thing. 😊

Attached Image (click to enlarge)



- [Post 31,172](#)
- [Cleanup](#)
- [Quote](#)
- Jul 1, 2019 4:31am



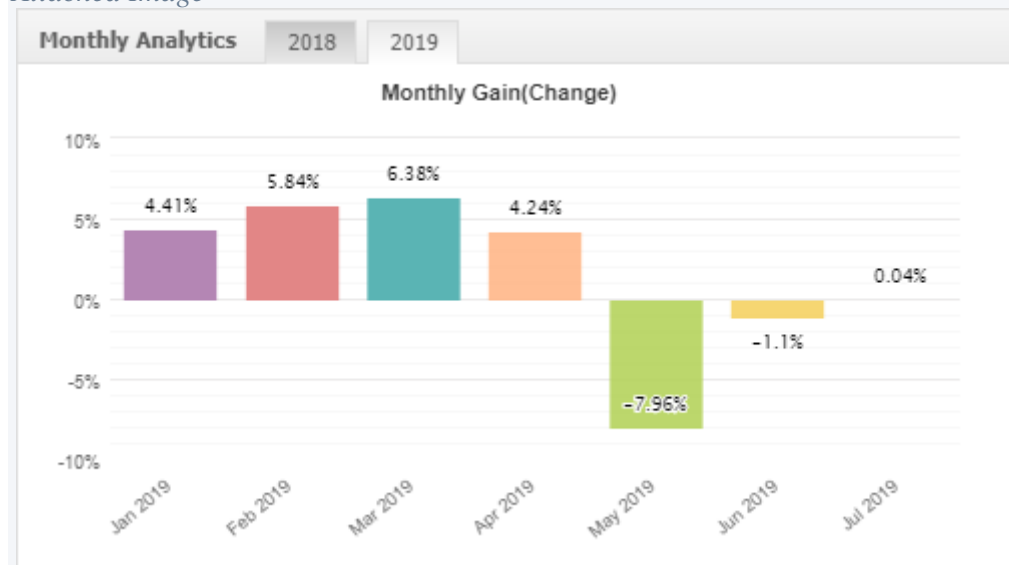
[1pipperhour](#)

Joined Jun 2010 | Status: Member | [1,225 Posts](#) | Invisible

Ended 2nd quarter negative. Year still positive.

Onto the 3rd quarter 🏃🏃🏃

Attached Image



[Post 31,175](#)

[Cleanup](#)

[Quote](#)


Jul 1, 1:22pm (43 hr ago)



[Davit](#)

Joined Feb 2012 | Status: Member | [18,503 Posts](#)

Starting July with a bang! Closed another batch on EG



Attached Images (click to enlarge)

Symbol	Trades	Buys	Sells	Lots	Buy Lots	Sell Lots	Profit	Loss	Nett P/L	Nett PIPs
EURGBP	13	0	13	2.60	0.00	2.60	899.75	0.00	899.75	355.90
EURCAD	1	1	0	0.20	0.20	0.00	1.22	0.00	1.22	0.80
	14	1	13	2.80	0.20	2.60	900.97	0.00	900.97	356.70



- [Post 31,181](#)
- [Cleanup](#)
- [Quote](#)
- Jul 2, 5:00am (29 hr ago)



[Davit](#)

- Joined Feb 2012 | Status: Member | [18,503 Posts](#)

Closed AN 🍷💰

Attached Image (click to enlarge)

Symbol	Trades	Buys	Sells	Lots	Buy Lots	Sell Lots	Profit	Loss	Nett P/L	Nett PIPs
AUDNZD	29	29	0	2.74	2.74	0.00	249.43	0.00	249.43	404.50
	29	29	0	2.74	2.74	0.00	249.43	0.00	249.43	404.50

- [Post 31,182](#)
- [Cleanup](#)
- [Quote](#)

- Jul 2, 5:55am (28 hr ago)



[tehtawar](#)

- Joined Jun 2017 | Status: Member | [120 Posts](#) | Online Now

Trading from credit bonus feels so damn good



Attached Image (click to enlarge)



- [Post 31,184](#)
- [Cleanup](#)
- [Quote](#)

- Jul 2, 4:16pm (17 hr ago)



[Davit](#)

- Joined Feb 2012 | Status: Member | [18,503 Posts](#)

[Quoting tehtawar](#)

Trading from credit bonus feels so damn good



{image}

Just a warning lots of bucket shop island brokers **will not pay out bonus profits**. Its a bait.. to get you upload real money then they may close shop and you end up never seeing your money again
As a rule legitimate brokers never offer free money

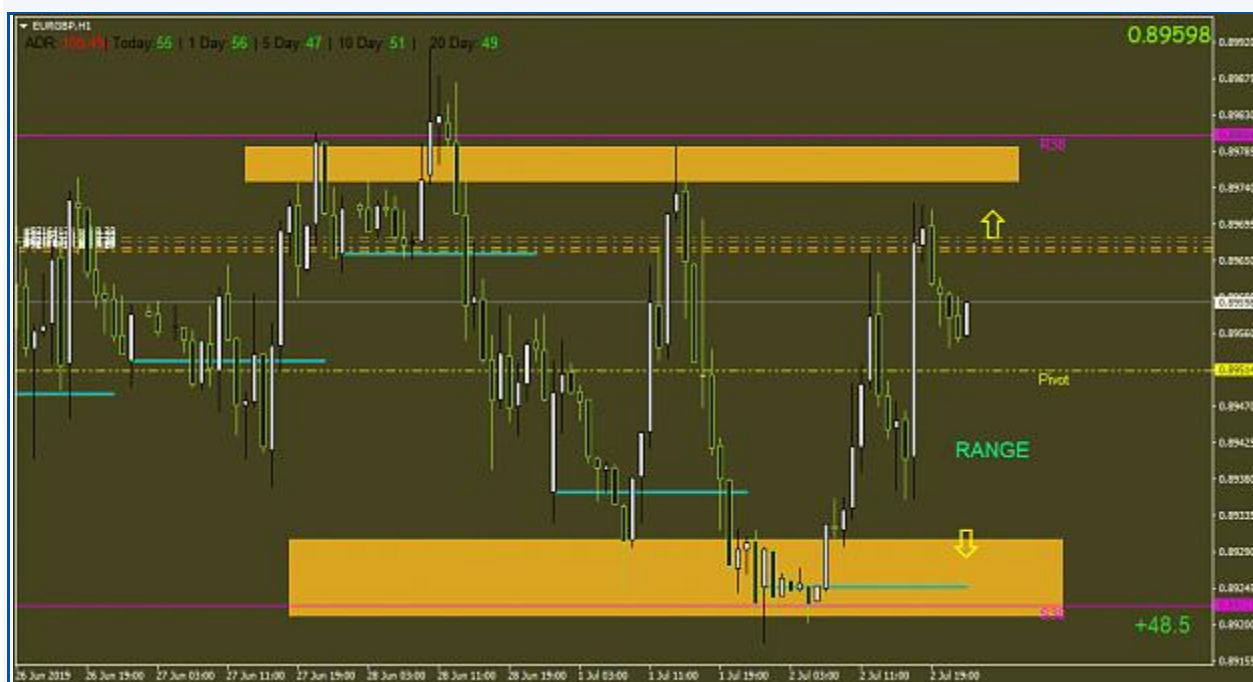
- [Post 31,186](#)
- [Cleanup](#)
- [Quote](#)
- Jul 2, 4:20pm (17 hr ago)



[Davit](#)

- Joined Feb 2012 | Status: Member | [18,503 Posts](#)

on EG again
love range its my favorite situation why I hit it hard when I spot it
Attached Images (click to enlarge)



- [Post 31,187](#)
- [Cleanup](#)
- [Quote](#)
- Jul 2, 4:25pm (17 hr ago)

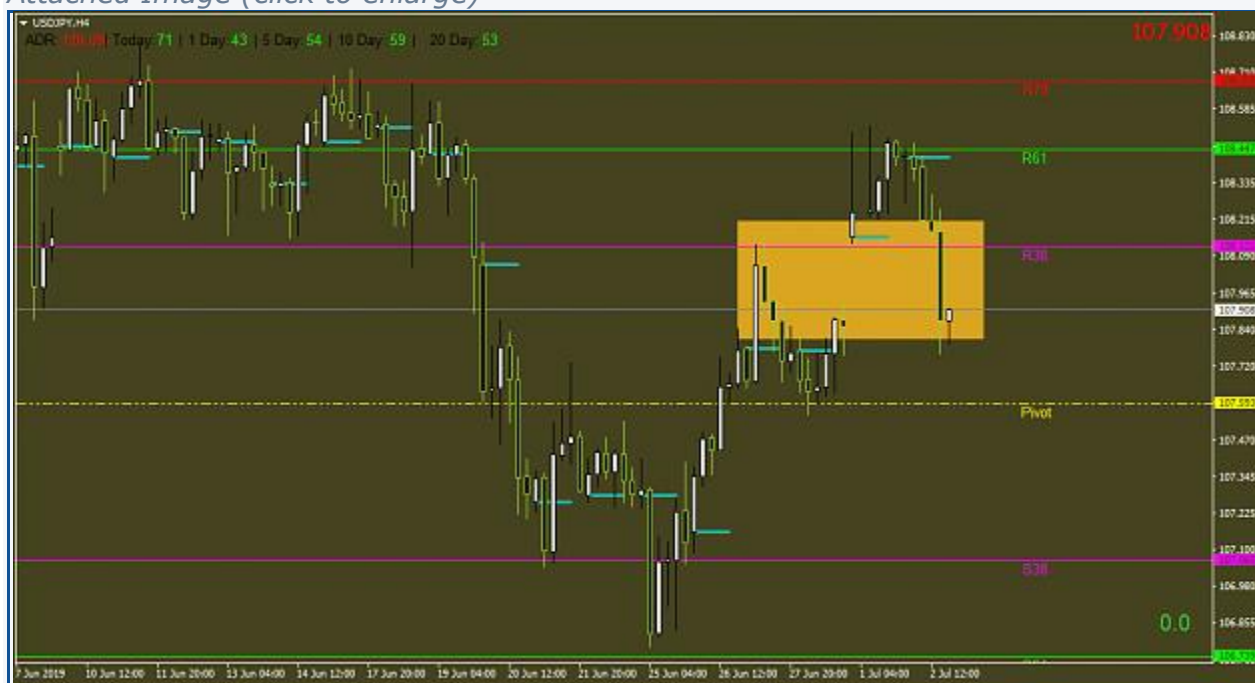


[Davit](#)

Joined Feb 2012 | Status: Member | [18,503 Posts](#)

UJ Closed the gap.Its more likely then not to resume up trajectory specially if NFP prints green

Attached Image (click to enlarge)



• [Post 31,188](#)

• [Cleanup](#)

• [Quote](#)

• [Edit](#)

• Jul 2, 4:56pm (17 hr ago)



[DrForexMD](#)

Joined Jun 2016 | Status: PA Pivot Trader | [3,384 Posts](#) | Online Now

Hi Pivoters,

Here is my summarized PDF of Pivot Trading Posts by Davit and others for June 2019.

It is just my way of studying, documenting and sharing my results of this very brilliant FF Thread by Davit and others - as well as, showing my gratitude !

Enjoy:

Attached File

 [File 40 - Davit's Posts et. al. on his Pivot Trading thread-2019-06 Pages - 68.pdf](#)
3.3 MB | 78 downloads

Regards,
John

"What Goes Up, Must Come Down." - Sir Isaac Newton

- [Post 31,191](#)
- [Cleanup](#)
- [Quote](#)
- Jul 2, 8:14pm (13 hr ago)



[Davit](#)

- Joined Feb 2012 | Status: Member | [18,503 Posts](#)

Building approval coming up soon and watch AN as it drops creates nice discounted price for AUD

This is just my thought process.

Attached Image (click to enlarge)



Success is a habit practice it daily

- [Post 31,194](#)
- [Cleanup](#)
- [Quote](#)
- Jul 3, 5:18am (4 hr ago)



[Davit](#)

- Joined Feb 2012 | Status: Member | [18,503 Posts](#)

update on AN trade which I posted about
Attached Image (click to enlarge)



- [Post 31,195](#)
- [Cleanup](#)
- [Quote](#)
- Jul 3, 5:21am (4 hr ago)



Davit

- Joined Feb 2012 | Status: Member | 18,503 Posts

Quoting bubincka

{quote} I'm on it too. 😊 The point here is that super Yen as long as it remains so strong smashes everything else.

forex is always fluid. Change can occur quickly. If Yen gets too strong I am certain BOJ will start cutting even deeper

Entire Japanese economy depends on cheap Yen. Imagine 40k Toyota Camry....Not going to happen! Once Feds start cutting which is around the corner Yen will plummet

In general every trade has TIME as a factor as well. Rather overlooked.

- [Post 31,196](#)
- [Cleanup](#)
- [Quote](#)

- Jul 3, 5:28am (4 hr ago)

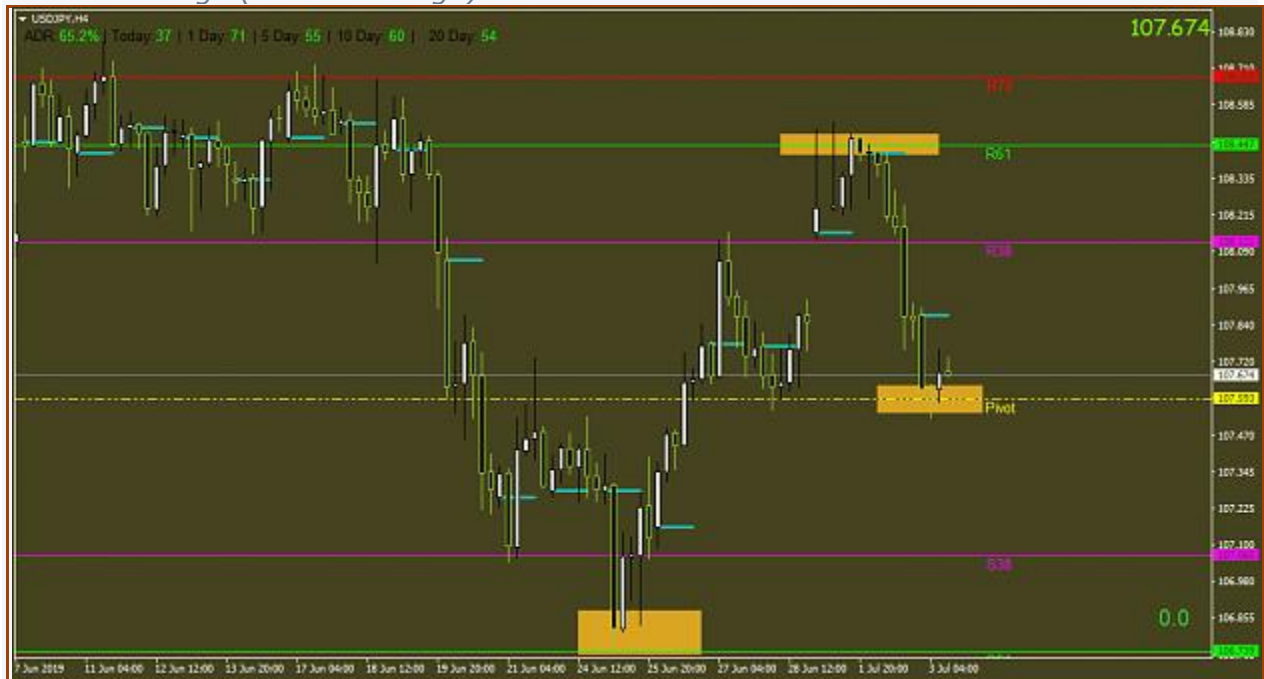


Davit

- Joined Feb 2012 | Status: Member | [18,503 Posts](#)

on UJ price bounced off from WP heading north. This is good. Notice how beautifully UJ has adhered to key pivots.
Note I have ZERO USD trade. I am getting paid daily on +swap. Holding SELL USD is costly

Attached Image (click to enlarge)



- [Post 31,203](#)
- [Cleanup](#)
- [Quote](#)
- Jul 3, 3:18pm (44 hr ago)



Davit

- Joined Feb 2012 | Status: Member | [18,513 Posts](#)

closed AN 💰

Attached Image (click to enlarge)

Symbol	Trades	Buys	Sells	Lots	Buy Lots	Sell Lots	Profit	Loss	Nett P/L	Nett PIPs
AUDNZD	13	13	0	1.30	1.30	0.00	238.77	0.00	238.77	356.30
EURAUD	33	0	33	2.76	0.00	2.76	740.23	-2.19	738.04	1306.60
	46	13	33	4.06	1.30	2.76	979.00	-2.19	976.81	1662.90

- [Post 31,206](#)
- [Cleanup](#)
- [Quote](#)
- Jul 4, 5:19am (30 hr ago)



Davit

- Joined Feb 2012 | Status: Member | [18,513 Posts](#)

[Quoting andy_l](#)

Jul 1st week results.. {image} Have a green float trade. Last month got big DD due to trade war, did loss, and slowly recover. Still learning - its a never ended study

Hi Andy nice results! Keep it going!

Many of us including myself took losses on Trade Wars but I accept trading in essence is probability game and at times odds stack against you and best you can do accept it manage it and move on.

People take few losses think its the system fault its not every system fails at times that's just nature of the beast. What I do is firmly believe in it and continue firing my shots until years end. Remember validity of the system is based on entire year's performance. If you even hit 50% gain annually that's lot better then best hedge funds can do which at highest manage 18-20%.

Keep it going 🏃🚴💰

- [Post 31,207](#)
- [Cleanup](#)
- [Quote](#)
- Jul 4, 5:33am (30 hr ago)



Davit

- Joined Feb 2012 | Status: Member | [18,513 Posts](#)

I closed all EA at 6030 and waiting for rebound trade. Love to see this go higher. Euro decline seem imminent specially with Brexit looming and ECB giving hints may cut rates further.

Attached Image (click to enlarge)



- [Post 31,208](#)
- [Cleanup](#)
- [Quote](#)
- Jul 4, 5:44am (29 hr ago) | Edited Jul 4, 5:57am



Davit

- Joined Feb 2012 | Status: Member | [18,513 Posts](#)

[Quoting Gmo](#)

Friday July 5

NFP..... <http://www.bkassetmanagement.com/fea...payrolls> 13309

I like K L a lot. She has keen observations which stem from years of being in the market.

I like the last paragraph the best

"

USD/CAD will also be on the move with Canadian labor market numbers

scheduled for release. Canada's economy has been on fire but in the context of slower global growth and a very strong currency it won't take much to disappoint CAD traders. USD/CAD is trading at 8-month lows and a small miss could trigger a voracious short squeeze ahead of next week's Bank of Canada monetary policy announcement. "

In the context of CAD keep in mind EC has basically priced in any good news may unfold on Friday. I anticipate upward move irregardless what numbers print.

- [Post 31,209](#)

- [Cleanup](#)

- [Quote](#)

- Jul 4, 11:44am (23 hr ago)



- **Davit**

- Joined Feb 2012 | Status: Member | [18,513 Posts](#)

Its hot in Boston 90+Humid unbearable outside so decided to stay home and watch the festivities of 4th of July from home. I know better did go down Boston to watch the fireworks on similar day situation and it was not fun basically took 2hrs just to get out of there barely able to walk through the crowd.

I did it and now will watch from home with the grill I built myself and enjoy scene from comfort of my home...in the process if I see a set up and make money then will make it lot better.

Maybe I am just getting older and nature, quietness and riding motorcycles **away from people** appeals lot more. I guess I am not a crowd kind of guy more like solitary traveler. Its the modern bombardment of information from everywhere that gets old and tiring turn the TV and get blasted with stupid commercials and mundane programs turn it off go to work and get blasted TV from employee break room and CNN on all the Time. It seems inescapable....Why anytime I get to be alone I enjoy the stillness and quietness since that's only time you can actually think.....and be yourself.

- [Post 31,212](#)

- [Cleanup](#)

- [Quote](#)

- Jul 4, 12:49pm (22 hr ago)



Davit

- Joined Feb 2012 | Status: Member | [18,513 Posts](#)

Still short on EG at this level and comfortable holding. Longer trajectory is 87 and below. Does hold lot of margin so 50-70pip decline will net me 700-1k profit most profitable pair for me last 7days **.At this level only trade is sell.**

Attached Image (click to enlarge)

sell	0.30	eurgbp	0.89721	0.00000	0.00000	2019.06.28 19:11:35	0.89521	0.00	76.22
sell	0.30	eurgbp	0.89724	0.00000	0.00000	2019.06.28 19:11:38	0.89521	0.00	77.37
sell	0.30	eurgbp	0.89726	0.00000	0.00000	2019.06.28 19:11:41	0.89524	0.00	76.99
sell	0.05	eurgbp	0.89705	0.00000	0.00000	2019.06.28 19:11:44	0.89524	0.00	11.50
sell	0.05	eurgbp	0.89705	0.00000	0.00000	2019.06.28 19:11:47	0.89524	0.00	11.50
sell	0.05	eurgbp	0.89749	0.00000	0.00000	2019.06.28 19:11:52	0.89523	0.00	14.36
sell	0.05	eurgbp	0.89746	0.00000	0.00000	2019.06.28 19:11:55	0.89523	0.00	14.16
sell	0.05	eurgbp	0.89773	0.00000	0.00000	2019.06.28 19:11:58	0.89534	0.00	15.18
sell	0.05	eurgbp	0.89773	0.00000	0.00000	2019.06.28 19:12:01	0.89536	0.00	15.06
sell	0.05	eurgbp	0.89809	0.00000	0.00000	2019.06.28 19:12:04	0.89536	0.00	17.34
sell	0.05	eurgbp	0.89805	0.00000	0.00000	2019.06.28 19:12:07	0.89536	0.00	17.08
sell	0.05	eurgbp	0.89894	0.00000	0.00000	2019.06.28 19:12:10	0.89536	0.00	22.74
sell	0.05	eurgbp	0.89897	0.00000	0.00000	2019.06.28 19:12:13	0.89548	0.00	22.16
sell	0.20	eurgbp	0.89553	0.00000	0.00000	2019.07.01 20:19:46	0.89328	0.00	56.88
sell	0.20	eurgbp	0.89546	0.00000	0.00000	2019.07.01 20:19:48	0.89331	0.00	54.35
sell	0.20	eurgbp	0.89548	0.00000	0.00000	2019.07.01 20:19:50	0.89328	0.00	55.62
sell	0.20	eurgbp	0.89548	0.00000	0.00000	2019.07.01 20:19:52	0.89328	0.00	55.61
sell	0.20	eurgbp	0.89548	0.00000	0.00000	2019.07.01 20:19:55	0.89328	0.00	55.62
sell	0.20	eurgbp	0.89534	0.00000	0.00000	2019.07.01 20:19:58	0.89328	0.00	52.08
sell	0.20	eurgbp	0.89534	0.00000	0.00000	2019.07.01 20:20:00	0.89328	0.00	52.08
sell	0.20	eurgbp	0.89597	0.00000	0.00000	2019.07.01 20:20:04	0.89327	0.00	68.26
sell	0.20	eurgbp	0.89600	0.00000	0.00000	2019.07.01 20:20:06	0.89327	0.00	69.01
sell	0.20	eurgbp	0.89628	0.00000	0.00000	2019.07.01 20:20:09	0.89327	0.00	76.10
sell	0.20	eurgbp	0.89632	0.00000	0.00000	2019.07.01 20:20:12	0.89327	0.00	77.11
sell	0.20	eurgbp	0.89776	0.00000	0.00000	2019.07.01 20:20:15	0.89324	0.00	114.28
sell	0.20	eurgbp	0.89770	0.00000	0.00000	2019.07.01 20:20:17	0.89324	0.00	112.75

- [Post 31,215](#)
- [Cleanup](#)
- [Quote](#)

- Jul 5, 2019 2:40am | Edited at 2:57am



tehtawar

- Joined Jun 2017 | Status: [ॐ मणिप](#) | [124 Posts](#)

[Quoting Romanov102](#)

New confirmed Crab pattern developed on EA Daily I'm not surprised by this going even higher. RBA hinting at rate cuts when they've been at ridiculously low rates for years is crazy. I think these central bankers have run out of ideas on how they can fix their bogus fiat currencies, and their deficits keep ballooning because they are all fiscally irresponsible beyond belief. One day the implosion will come and the whole system will fall apart. Oddly enough back in the day when outlaws made counterfeit money in the USA they called them criminals...

Your post from 5/18/19 achieved 1st in 2 weeks. T2 next week? 😊 Pivot + Harmonic = Money machine 🇺🇸🇬🇧🇫🇷🇮🇹

My bonus credit account progress this week 😊, until 1k 🎯 i'll try withdraw all 🧐🧐

Attached Image (click to enlarge)



- [Post 31,216](#)

- [Cleanup](#)
- [Quote](#)
- Jul 5, 2019 8:34am | Edited at 8:47am




[Davit](#)

- Joined Feb 2012 | Status: Member | [18,521 Posts](#)

HE is bad unemployment increase which offsets Job gains
Overall its RED for USD IMO
PA does not agree we'll see

- [Post 31,217](#)
- [Cleanup](#)
- [Quote](#)
- Jul 5, 2019 8:36am



[Davit](#)

- Joined Feb 2012 | Status: Member | [18,521 Posts](#)

Holding my SELL positions on CAD EC and AC (sell CAD means buy EC AC)
Not good data and chance increase BOC may cut

Symbol	Trades	Buys	Sells	Lots	Buy Lots	Sell Lots	Profit	Loss	Nett P/L	Nett PIPs
GOLD	19	3	16	0.32	0.05	0.27	448.69	0.00	448.69	2627.30
GBPUSD	3	0	3	0.06	0.00	0.06	56.82	0.00	56.82	280.30
USDJPY	3	0	3	0.06	0.00	0.06	27.70	0.00	27.70	154.70
GBPJPY	2	0	2	0.04	0.00	0.04	21.28	0.00	21.28	116.20
EURJPY	2	0	2	0.03	0.00	0.03	12.87	0.00	12.87	94.00
EURAUD	1	1	0	0.02	0.02	0.00	3.87	0.00	3.87	29.20
AUDNZD	1	1	0	0.02	0.02	0.00	1.53	0.00	1.53	12.00
EURCAD	1	1	0	0.02	0.02	0.00	0.00	-4.56	-4.56	-29.80
AUDUSD	5	0	5	0.09	0.00	0.09	11.37	-16.77	-5.40	-60.80
AUDJPY	2	0	2	0.04	0.00	0.04	0.00	-17.41	-17.41	-87.90
	39	6	33	0.70	0.11	0.59	584.13	-38.74	545.39	3135.20
Report from 2019.06.30 until 2019.07.07 (only this week)										CLOSED trades

- [Post 31,220](#)
- [Cleanup](#)

- [Quote](#)

- Jul 5, 2019 11:02am



- [bubincka](#)

- Joined Nov 2009 | Status: You are what you is | [1,628 Posts](#)

I finally closed my UJ long for good profit + swap. 😊

Jobs data for US was a bit mixed with respect to forecast therefore JPY remained strong against the dollar.

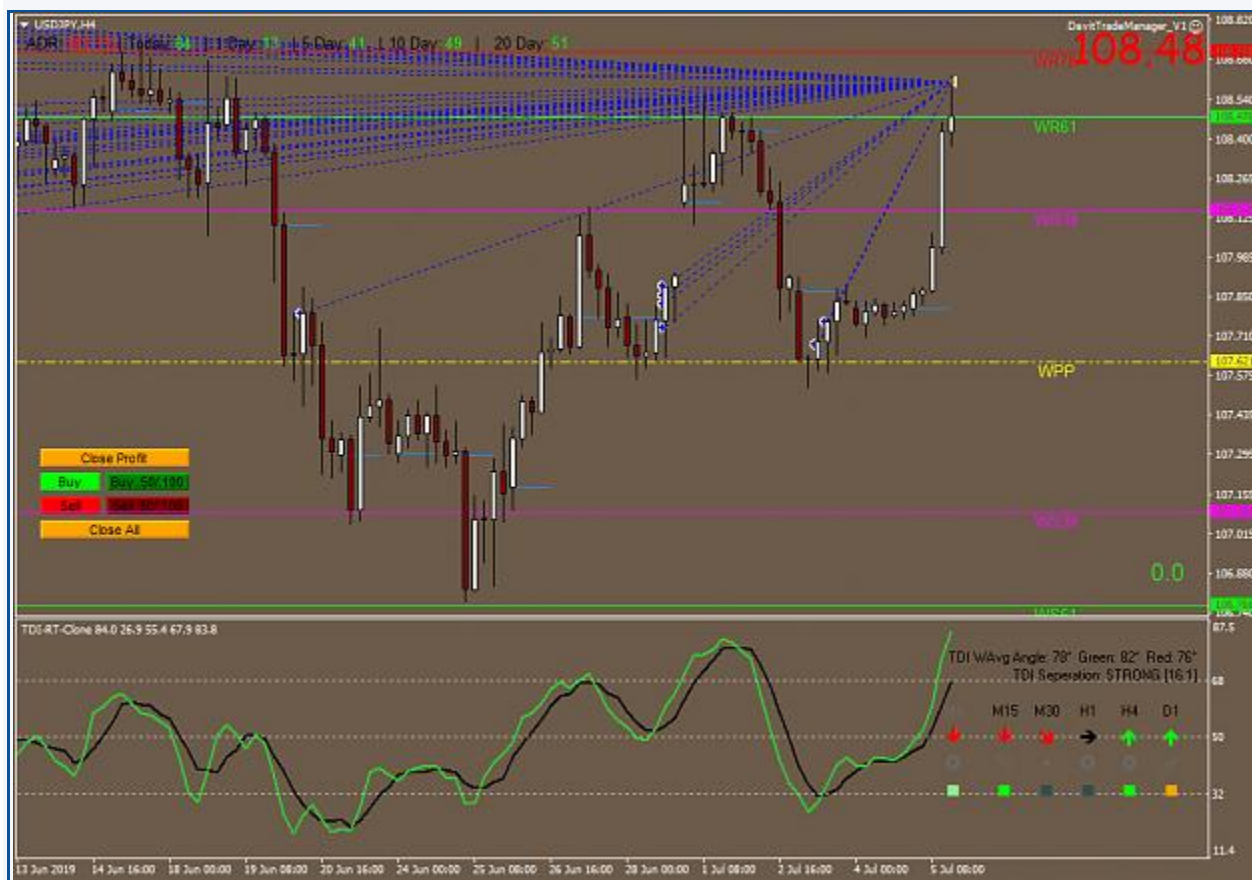
It has been a good week, now I have to carefully manage my exposure on AUD long on AC and AJ over EC long that isn't performing well. Despite bad jobs data CAD remains strong, if there will be hints of a rate cut then it should weakens.

Attached Images (click to enlarge)

Symbol	Trades	Buys	Sells	Lots	Buy Lots	Sell Lots	Profit	Loss	Nett P/L	Nett PIPs
USDJPY	36	36	0	1.65	1.65	0.00	685.01	-11.86	673.15	1078.60
AUDNZD	11	11	0	0.77	0.77	0.00	150.03	0.00	150.03	381.80
AUDCHF	18	18	0	1.26	1.26	0.00	258.94	0.00	258.94	381.30
EURGBP	5	0	5	0.35	0.00	0.35	182.59	0.00	182.59	235.10
	70	65	5	4.03	3.68	0.35	1276.57	-11.86	1264.71	2076.80

Report from 2019.06.30 until 2019.07.07 (only this week)

CLOSED trades



- [Post 31,221](#)
- [Cleanup](#)
- [Quote](#)
- Jul 5, 2019 11:09am



Gmo

- Joined Feb 2017 | Status: Member | [117 Posts](#)

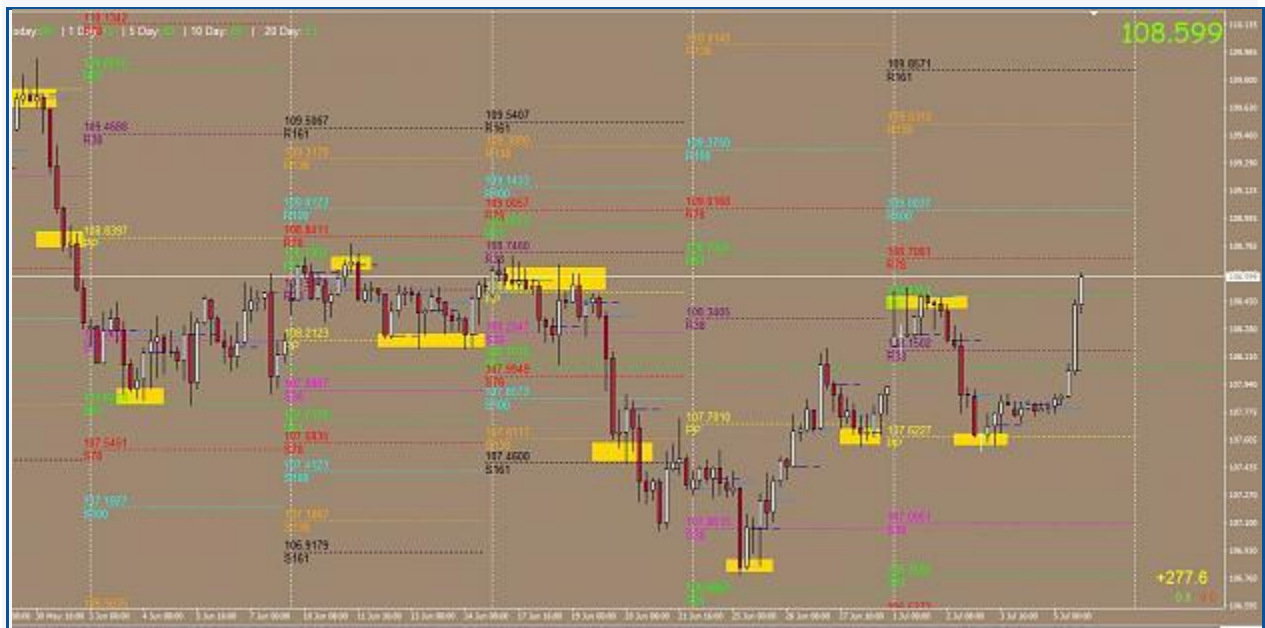
AUDNZD

As I have posted before (May 24) I have enjoyed the "sedate" manner of AN. Plodding away with good pip gains over last 5-6 weeks.

Yellow rectangles show entry exits, yes on occasions related to News, some short positions taken.

Like Davit, I usually always sell NZD but fundamentals change this. Some trades shorting NZD against AUD. Most trades buying AUD or selling NZD. With larger accounts I prefer not to post number of trades or lot size or \$ gains. Simply, Davit's methodology gives consistent results.

Attached Image (click to enlarge)



8

- [Post 31,222](#)

- [Cleanup](#)

- [Quote](#)

- Jul 5, 2019 11:20am

-  **Gmo**

- Joined Feb 2017 | Status: Member | [117 Posts](#)

USDJPY

EWI Elliott Wave International posted a chart of UJ.

As a long term member I continue to follow wave action coupled with application of Weekly Pivots as per Davit.

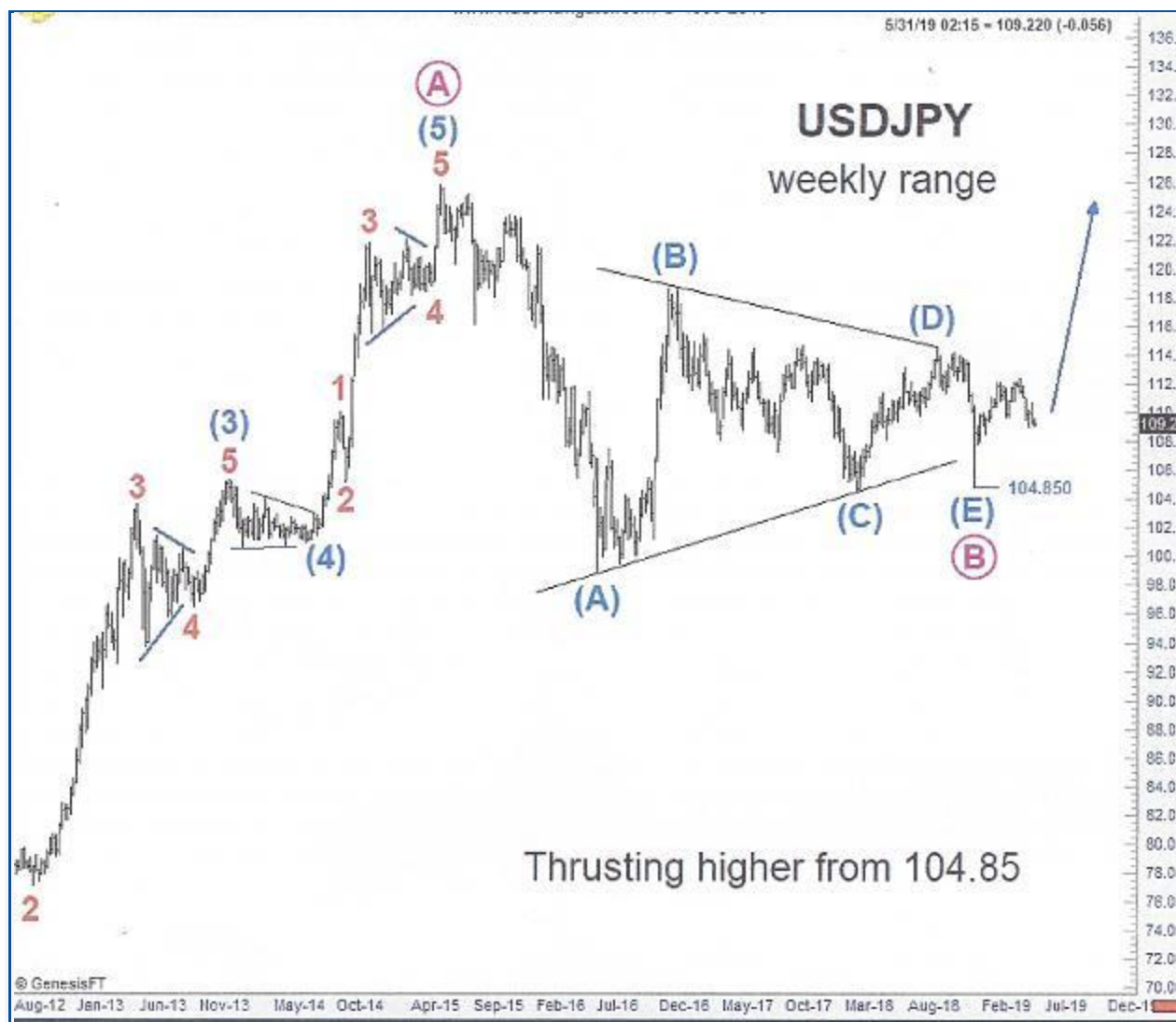
Although Davit's preference is always sell UJ with the current scene, yes long as a marked correction is due??

Attached Image (click to enlarge)



Should UJ thrust from the triangle, they have a long term target at 116.75!

Attached Image (click to enlarge)



[Post 31,223](#)

- [Cleanup](#)
- [Quote](#)
- Jul 5, 2019 2:06pm



[renkotop](#)

- Joined Nov 2015 | Status: Member | [552 Posts](#)

[Quoting bubincka](#)

I finally closed my UJ long for good profit + swap. 😊 Jobs data for US was a bit mixed with respect to forecast therefore JPY remained strong against the dollar.

It has been a good week, now I have to carefully manage my exposure on AUD long on AC and AJ over EC long that isn't performing well. Despite bad jobs data CAD remains strong, if there will be hints of a rate cut then it should weaken.

{image} {image}

@bubincka: this UJ trade was perfect. When did this trade begin?

- [Post 31,224](#)
- [Cleanup](#)
- [Quote](#)
- Jul 5, 2019 2:34pm



[Davit](#)

- Joined Feb 2012 | Status: Member | [18,521 Posts](#)

closed rest of EG

Had a nice week 🍀🍀💰 have some DD on other pairs that should correct soon.

Attached Image (click to enlarge)

Symbol	Trades	Buys	Sells	Lots	Buy Lots	Sell Lots	Profit	Loss	Nett P/L	Nett PIPs
EURGBP	28	0	28	4.90	0.00	4.90	1095.07	-1.75	1093.32	457.00
AUDNZD	42	42	0	4.04	4.04	0.00	488.20	0.00	488.20	760.80
EURCAD	1	1	0	0.20	0.20	0.00	1.22	0.00	1.22	0.80
EURAUD	33	0	33	2.76	0.00	2.76	740.23	-2.19	738.04	1306.60
	104	43	61	11.90	4.24	7.66	2324.72	-3.94	2320.78	2525.20

- [Post 31,233](#)
- [Cleanup](#)
- [Quote](#)
- Jul 8, 2019 2:55pm | Edited at 3:15pm



[Halfcents](#)

- Joined Jul 2018 | Status: Member | [162 Posts](#)

Anticipating correction on EU. Price currently sitting on a buy zone. It'd be nice to see what london session will present tomorrow...

Attached Image (click to enlarge)



- [Post 31,236](#)
- [Cleanup](#)
- [Quote](#)
- Jul 9, 2019 6:10am | Edited at 9:45am



[DiamondMiner](#)

- Joined Jun 2018 | Status: Member | [187 Posts](#)

Well truly like they say, "it's like going to another country, Texas". Had fun, glad to be back trading again. Hopefully some of you may enjoyed reading Traders World issues 1-5. If so, here is 6-10 Knowledge is something one cannot buy, it's something you learn. Everything you learn, dictates what you will become. There are levels to all knowledge.

Attached Files

 [#6.pdf](#) 1.2 MB | 146 downloads

 [#7.pdf](#) 1.5 MB | 72 downloads

 [#8.pdf](#) 1.1 MB | 74 downloads

 [#9.pdf](#) 647 KB | 63 downloads

 [#10.pdf](#) 1.1 MB | 86 downloads

- [Post 31,237](#)
- [Cleanup](#)
- [Quote](#)
- Jul 9, 2019 9:14am



Davit

• Joined Feb 2012 | Status: Member | [18,523 Posts](#)

Hi guys

Flying to LA today to see my brother. He is not doing well. On dialysis after having liver transplant. Will be there until Sunday.

If you pay attention to calendar and do your analyses every week then trades are obvious. It's simple system don't complicate it. Price either goes up or down. Follow it.

PPE **Pivots Price Action Events**

- [Post 31,238](#)
- [Cleanup](#)
- [Quote](#)
- Jul 9, 2019 10:10am



bubincka

• Joined Nov 2009 | Status: You are what you is | [1,630 Posts](#)

AC is collapsing hard, now at a multi years low, this BEOB on H1 doesn't promise anything good. 😊

BOC tomorrow hasn't given any hint of a rate cut, only good news on the China / US front could help AUD to recover.

Attached Image (click to enlarge)



- [Post 31,239](#)
- [Cleanup](#)
- [Quote](#)
- Jul 9, 2019 10:24am



Davit

- Joined Feb 2012 | Status: Member | [18,523 Posts](#)

EG beautiful spot to unload. Watch GC and be aware GBP key events this week.
Attached Image (click to enlarge)



- [Post 31,240](#)
- [Cleanup](#)
- [Quote](#)
- Jul 9, 2019 10:26am



Davit

- Joined Feb 2012 | Status: Member | [18,523 Posts](#)

[Quoting bubincka](#)

AC is collapsing hard, now at a multi years low, this BEOB on H1 doesn't promise anything good. 😊 BOC tomorrow hasn't given any hint of a rate cut, only good news on the China / US front could help AUD to recover. {image}

Be patient. CAD even rate same is being priced in and it is.

- [Post 31,241](#)
- [Cleanup](#)
- [Quote](#)
- Jul 9, 2019 10:45am | Edited at 11:20am



[DiamondMiner](#)

• Joined Jun 2018 | Status: Member | [187 Posts](#)

[Quoting bubincka](#)

AC is collapsing hard, now at a multi years low, this BEOB on H1 doesn't promise anything good. 😊 BOC tomorrow hasn't given any hint of a rate cut, only good news on the China / US front could help AUD to recover. {image}

Bubincka, I don't know man, AC looks so tempting for a BUY right now. Hope you can hang in there. People wait years for a trade like this one, I'm watching it close.

• [Post 31,249](#)

• [Cleanup](#)

• [Quote](#)

• Jul 10, 2019 5:00am | Edited at 5:53am



[DiamondMiner](#)

• Joined Jun 2018 | Status: Member | [187 Posts](#)

[Quoting oswell](#)

{quote} might going down more. , becareful and goodluck

Oswell, thanks I will be careful. There are associated risks with every trade as we all know. To be honest Oswell, I rarely remember not going into DD on almost any trade. What would trading and life be without risks? For those who like to read, you can download Back Issues of [Traders World Magazine](#) #11-20 A good article to read is in **#12** "Learning Flawless Execution of a Trading System" by **Mark Douglas**. Green Pips for Everyone Today !

Attached Files



[#11.pdf](#) 802 KB | 93 downloads



[#12.pdf](#) 801 KB | 129 downloads

 [#13.pdf](#) 911 KB | 43 downloads

 [#14.pdf](#) 595 KB | 43 downloads

 [#15.pdf](#) 504 KB | 39 downloads

 [#16.pdf](#) 908 KB | 37 downloads

 [#17.pdf](#) 599 KB | 37 downloads

 [#18.pdf](#) 1.9 MB | 41 downloads

 [#19.pdf](#) 1.0 MB | 40 downloads

 [#20.pdf](#) 290 KB | 50 downloads

- [Post 31,252](#)

- [Cleanup](#)

- [Quote](#)

- Jul 10, 2019 9:05am



- [_asgharhussai](#)

- Joined Sep 2018 | Status: Member | [176 Posts](#)

UJ

Attached Image (click to enlarge)



- [Post 31,253](#)
 - [Cleanup](#)
 - [Quote](#)
-
- Jul 10, 2019 10:03am | Edited at 10:15am



Halfcents

- Joined Jul 2018 | Status: Member | [165 Posts](#)

Finally a nice come back

Attached Images (click to enlarge)



[Post 31,254](#)

- [Cleanup](#)
- [Quote](#)
- Jul 10, 2019 10:29am

-  [Halfcents](#)

• Joined Jul 2018 | Status: Member | [165 Posts](#)

UPcoming US news, about rate cut...although not anticipating any much diff from what powell said, still worth to take note

Attached Image (click to enlarge)

Wed Jul 10	3:25	AUD	Westpac Consumer Sentiment	-4.1%	-0.6%	
	4:30	CNY	CPI y/y	2.7%	2.7%	2.7%
	11:30	GBP	GDP m/m	0.3%	0.3%	-0.4%
		GBP	Manufacturing Production m/m	1.4%	2.2%	-4.2%
	12:15	EUR	EU Economic Forecasts			
	15:30	USD	Fed Chair Powell Testifies			
	17:00	CAD	BOC Monetary Policy Report			
		CAD	BOC Rate Statement			
		CAD	Overnight Rate	1.75%	1.75%	1.75%
	17:15	CAD	BOC Press Conference			
	20:10	GBP	NPC Member Tenreyro Speaks			
	20:30	USD	FOMC Member Bullard Speaks			
	21:00	USD	FOMC Meeting Minutes			

• [Post 31,259](#)

• [Cleanup](#)

• [Quote](#)

• Jul 10, 2019 10:30pm



• [_asgharhussai](#)

• Joined Sep 2018 | Status: Member | [176 Posts](#)

**UJ
and EJ still running**

Attached Images (click to enlarge)



-  _asgharhussai

- Page 33 of 125

because the sickness and sudden death of my father on june 27 i cannot concentrate on the PA its the main part of trading so i am not entering more trades its batter you don't trade when you cannot focus

- [Post 31,261](#)
- [Cleanup](#)
- [Quote](#)

• Jul 11, 2019 7:05am



Halfcents

• Joined Jul 2018 | Status: Member | [165 Posts](#)

AUDCAD fresh longs targeting the weekly pivot. Good to monitor good pairs and hammer to the end of swing..in and out 😊

Attached Image (click to enlarge)



- [Post 31,262](#)
- [Cleanup](#)
- [Quote](#)

• Jul 11, 2019 10:42am



[andy_l](#)

- Joined May 2009 | Status: Member | [362 Posts](#)

Update on XAU

Attached Image (click to enlarge)



- [Post 31,263](#)
- [Cleanup](#)
- [Quote](#)
- Jul 11, 2019 11:07am | Edited at 11:42am



[DiamondMiner](#)








- Joined Jun 2018 | Status: Member | [187 Posts](#)

AC I'm back in it Going North... Attached is Traders World Magazine #21-27 In #21 **Robert Miner** has an interesting article.

Attached Image (click to enlarge)



Attached Files

-  [#21.pdf](#) 1.0 MB | 81 downloads
-  [#22.pdf](#) 2.6 MB | 39 downloads
-  [#23.pdf](#) 1.4 MB | 33 downloads
-  [#24.pdf](#) 692 KB | 39 downloads
-  [#25.pdf](#) 658 KB | 34 downloads
-  [#26.pdf](#) 576 KB | 37 downloads
-  [#27.pdf](#) 2.0 MB | 54 downloads

- [Post 31,264](#)
- [Cleanup](#)
- [Quote](#)
- Jul 11, 2019 11:36am



• [_asgharhussai](#)

- Joined Sep 2018 | Status: Member | [176 Posts](#)

Holding UJ in profit and others in loss and profit over all in profit

Attached Image (click to enlarge)

Symbol	Trades	Buys	Sells	Lots	Buy Lots	Sell Lots	Profit	Loss	Nett P/L	Nett PIPs
EURAUD	15	0	15	0.85	0.00	0.85	100.80	0.00	100.80	248.70
EURCAD	15	0	15	0.85	0.00	0.85	0.00	-189.24	-189.24	-437.00
EURJPY	15	0	15	0.85	0.00	0.85	130.54	0.00	130.54	242.90
	45	0	45	2.55	0.00	2.55	231.34	-189.24	42.10	54.60
Report from 2019.07.11 until 2019.07.11									CLOSED trades	

- [Post 31,265](#)
- [Cleanup](#)
- [Quote](#)
- Jul 11, 2019 11:44am



• [_Davit](#)

- Joined Feb 2012 | Status: Member | [18,523 Posts](#)

Hi guys posting from LA and closed some trades from phone that can't post charts but made \$1200 closing NC EG and EU trades

Still have GC long in profit but keeping this running since I think there is lot in it nice trades guys keep it up

My brother not doing well. He is on kidney transplant list but in CA is huge waiting list. It's sad watching him like this. He is self-taught engineer, opened his own business making industrial molds for variety industry from medical equipment to rifle parts. Too bad can't do what he loves and business is suffering.

Anyway life is hard at times and you must take care of yourself. Money is not everything

- [Post 31,266](#)
- [Cleanup](#)
- [Quote](#)
- Jul 11, 2019 11:53am



[Davit](#)

- Joined Feb 2012 | Status: Member | [18,523 Posts](#)

[Quoting asgharhussai](#)

because the sickness and sudden death of my father on june 27 i cannot concentrate on the PA its the main part of trading so i am not entering more trades its batter you don't trade when you cannot focus

My condolences to you. Losing parent is hard lost both my parents retentively young. Take your time market will always be here!
Peace

- [Post 31,267](#)
- [Cleanup](#)
- [Quote](#)
- Jul 11, 2019 11:56am



[DiamondMiner](#)

- Joined Jun 2018 | Status: Member | [187 Posts](#)

For those of you who like to read and become better at your craft, one of my favorite books is Dynamic Concepts in Time, Price and Pattern Analysis by **Robert C. Miner** Green Pips to Everyone !!!

Attached File



[Dynamic Trading-R.C.Miner.pdf](#) 3.4 MB | 206 downloads

- [Post 31,268](#)

- [Cleanup](#)
- [Quote](#)
- Jul 11, 2019 11:59am



- Joined Feb 2012 | Status: Member | [18,523 Posts](#)

[Quoting Halfcents](#)

AUDCAD too good to ignore! Building some longs here. GBP sentiments very positive, and currently forming a nice double bottom on 4hrs. if data prints green tomorrow, GBPCAD long will move most i presume. {image}

I watch you develop as a trader and you are doing great.I like what I see,Like your thought process and that's important keep it up

- [Post 31,269](#)
- [Cleanup](#)
- [Quote](#)
- Jul 11, 2019 12:25pm



- Joined May 2018 | Status: Member | [125 Posts](#)

[Quoting Davit](#)

Hi guys posting from LA and closed some trades from phone that can't post charts but made \$1200 closing NC EG and EU trades Still have GC long in profit but keeping this running since I think there is lot in it nice trades guys keep it up My brother not doing well.He is on kidney transplant list but in CA is huge waiting list.Its sad watching him like this.He is self taught engineer opened his own business making industrial molds for variety industry from medical equipment to rifle parts.Too bad can't do what he loves and business is suffering....

Sorry to hear your brother is not doing well. I hope he pulls through.

- [Post 31,270](#)
- [Cleanup](#)

- [Quote](#)

- Jul 11, 2019 12:35pm



- [Romanov102](#)

- Joined May 2018 | Status: Member | [125 Posts](#)

[Quoting asgharhussai](#)

because the sickness and sudden death of my father on june 27 i cannot concentrate on the PA its the main part of trading so i am not entering more trades its batter you don't trade when you cannot focus

Sorry for the loss of your father, my father and I ran a business together for years. He's been gone for nearly ten years now. Sometimes when I work on an old vehicle I wish he was there as I have to puzzle out something from the 50's which he would have known the specifications for right off the top of his head.

- [Post 31,271](#)

- [Cleanup](#)

- [Quote](#)

- Jul 11, 2019 12:55pm



- [DiamondMiner](#)

- Joined Jun 2018 | Status: Member | [187 Posts](#)

[Quoting Davit](#)

My brother not doing well.He is on kidney transplant list but in CA is huge waiting list.Its sad watching him like this.He is self taught engineer opened his own business making industrial molds for variety industry from medical equipment to rifle parts.Too bad can't do what he loves and business is suffering. Anyway life is hard at times and you must take care of yourself.Money is not everything

Davit, I hope your brother pulls through. Over ten years ago I had health issues with blood disease, I took chemo treatments. It was rough but I survived it. There is nothing good about having poor health. I'll pray for him.

- [Post 31,272](#)
- [Cleanup](#)
- [Quote](#)
- Jul 11, 2019 1:47pm | Edited at 3:15pm



[DiamondMiner](#)

- Joined Jun 2018 | Status: Member | [187 Posts](#)

[Quoting asgharhussai](#)

because the sickness and sudden death of my father on june 27 i cannot concentrate on the PA its the main part of trading so i am not entering more trades its batter you don't trade when you cannot focus

Asgharhussai, I lost my father in Oct. at age 92. I miss him everyday. Sadly, I realized all everyone of us will ever become is nothing more then a memory. It woke me up about life. Love life and appreciate it everyday.

- [Post 31,273](#)
- [Cleanup](#)
- [Quote](#)
- Jul 12, 1:46am (40 hr ago)



[asgharhussai](#)

- Joined Sep 2018 | Status: Member | [176 Posts](#)

I am very thankful to all my fellows who ENCOURAGES me and I appreciates all of you and i am lucky that i have a very good community on FF like you

I am very thankful to @Davit to keeping excellent minds in this thread

its my report of this week

Attached Image (click to enlarge)

Symbol	Trades	Buys	Sells	Lots	Buy Lots	Sell Lots	Profit	Loss	Nett P/L	Nett PIPs
EURAUD	15	0	15	0.85	0.00	0.85	100.80	0.00	100.80	248.70
EURCAD	15	0	15	0.85	0.00	0.85	0.00	-189.24	-189.24	-437.00
EURJPY	15	0	15	0.85	0.00	0.85	130.54	0.00	130.54	242.90
USDJPY	15	0	15	0.85	0.00	0.85	342.53	0.00	342.53	654.70
	60	0	60	3.40	0.00	3.40	573.87	-189.24	384.63	709.30
Report from 2019.07.11 until 2019.07.11									CLOSED trades	

- [Post 31,274](#)
- [Cleanup](#)
- [Quote](#)
- Jul 12, 4:23am (37 hr ago)

• [_skippyone](#)

- Joined Jun 2018 | Status: Member | [229 Posts](#)

[Quoting DiamondMiner](#)

For those of you who like to read and become better at your craft, one of my favorite books is Dynamic Concepts in Time, Price and Pattern Analysis by Robert C. Miner Green Pips to Everyone !!!
{image}

Thanks for all the articles.

- [Post 31,275](#)
- [Cleanup](#)
- [Quote](#)
- Jul 12, 10:02am (32 hr ago)

• [Davit](#)

- Joined Feb 2012 | Status: Member | [18,523 Posts](#)

Hi guys

Got in again on NC at 8688-86 long

I love getting out then dipping again works well in range situations

crude at 66.76 and US 60.47 is topping out I anticipate sharp fall of oil soon maybe next week hence weaken CAD significantly

I suspect Iran's threat on shipping is what's holding up the oil but should deflate soon

- [Post 31,276](#)
- [Cleanup](#)
- [Quote](#)

• Jul 12, 11:06am (31 hr ago) | Edited Jul 12, 11:31am



• [bubincka](#)

• Joined Nov 2009 | Status: You are what you is | [1,630 Posts](#)

[Quoting Davit](#)

... crude at 66.76 and US 60.47 is topping out I anticipate sharp fall of oil soon maybe next week hence weaken CAD significantly I suspect Iran's threat on shipping is what's holding up the oil but should deflate soon

Hi Davit, I hope so. 😊

I'm still on my AC and EC ~~shorts~~, **longs** hence a weakening of CAD is more than welcome. Meanwhile I closed my EG short, I know it could be worth at least twice, but in forex and specially with GBP/Brexit you never know.

Attached Image (click to enlarge)



- [Post 31,277](#)
- [Cleanup](#)
- [Quote](#)
- Jul 12, 11:06am (31 hr ago)



Halfcents

- Joined Jul 2018 | Status: Member | [165 Posts](#)

Wasn't on the machine for the better part of the day so missed a lot of opportunities to hammer xxcad pairs esp the CJ, my Pending shorts were missed and the train left without me. No regrets, next week is still another moment to harvest pips.

Took a quick small risk on GC after seeing rejections at 1.63200 institutional level. I'll be holding the position over the weekend.

Overall it was a good week... have a nice weekend

Attached Images (click to enlarge)



Symbol	Trades	Buys	Sells	Lots	Buy Lots	Sell Lots	Profit	Loss	Nett P/L	Nett PIPs
GBPCAD	33	33	0	1.01	1.01	0.00	189.06	-3.05	186.01	842.30
AUDCAD	35	35	0	1.72	1.72	0.00	46.66	-6.59	40.07	190.40
USDCAD	3	3	0	0.09	0.09	0.00	5.62	0.00	5.62	28.40
EURCAD	1	1	0	0.05	0.05	0.00	0.76	0.00	0.76	2.90
CADJPY	23	0	23	0.97	0.00	0.97	204.42	0.00	204.42	575.10
EURGBP	10	0	10	0.23	0.00	0.23	2.27	-0.83	1.44	12.50
USDJPY	1	0	1	0.02	0.00	0.02	0.00	-0.03	-0.03	0.60
GBPUSD	5	5	0	0.10	0.10	0.00	3.12	-1.10	2.02	13.60
	111	77	34	4.19	2.97	1.22	451.91	-11.60	440.31	1665.80
Report from 2019.07.07 until 2019.12.31										CLOSED trades

- [Post 31,280](#)
- [Cleanup](#)
- [Quote](#)

• Jul 12, 11:34am (30 hr ago)



DiamondMiner

- Joined Jun 2018 | Status: Member | [187 Posts](#)

Still in AC

Attached Image (click to enlarge)



For your pleasure read Traders World #28

Attached File

 [#28.PDF](#) 5.1 MB | 59 downloads

- [Post 31,282](#)
- [Cleanup](#)
- [Quote](#)
- Jul 12, 1:11pm (29 hr ago)



[DiamondMiner](#)

- Joined Jun 2018 | Status: Member | [187 Posts](#)

[Quoting Halfcents](#)

{quote} Wao! That's great...personally i didnt get the courage to hold AUD longer. U know how disappointing it has been of late because of the trade war 😊

HalfCents, it's all good. Your a player and will be back in it in a NY Second when your ready. I may just hold this one over the weekend hoping for a gap up, it has a ton of room upstairs.

- [Post 31,284](#)
- [Cleanup](#)
- [Quote](#)
- Jul 12, 3:20pm (27 hr ago) | Edited Jul 12, 5:36pm



[DiamondMiner](#)

- Joined Jun 2018 | Status: Member | [187 Posts](#)

Guys I'm Flat on AC, these are my closed trades this week, I'm getting better everyday working on my 10% gain. (Guess What? Davit's Method Works) **Thanks Davit !** Have a GREAT WEEKEND !!!

Attached Image (click to enlarge)

Symbol	Trades	Buys	Sells	Lots	Buy Lots	Sell Lots	Profit	Loss	Net P/L	Net PIPs	P/L %	DD %	Last trade
AUDCAD	20	20	0	0.80	0.80	0.00	192.66	0.00	192.66	630.20	1.730	0.928	2019.07.12 22:16:46
	20	20	0	0.80	0.80	0.00	192.66	0.00	192.66 USD	630.20	1.73%	0.93%	
Report from 2019.07.07 until 2019.12.31													CLOSED trades (P/L = +1.73%)

- [Post 31,285](#)
- [Cleanup](#)
- [Quote](#)
- Jul 12, 6:42pm (23 hr ago)



[Davit](#)

- Joined Feb 2012 | Status: Member | [18,523 Posts](#)

Hi guys despite of not being able to trade freely (over phone while going from family house to another) made about 1550 for the week. Its decent gain. I will see you guys next week from Boston my home and should tackle the

market full force.
stay sharp and once again go over the events

- [Post 31,286](#)
- [Cleanup](#)
- [Quote](#)
- **Last Post:** Jul 12, 9:36pm (20 hr ago)



[DiamondMiner](#)

- Joined Jun 2018 | Status: Member | [187 Posts](#)

I was asked by several people this week about the Trade Report and how to get it. Here is what I have:

Attached Files

- ⚠ [TradeReport_compact - updated Russia.ex4](#) 121 KB | 16 downloads
- ⚠ [TradeReport_compact - updated Russia.mq4](#) 153 KB | 19 downloads
- ⚠ [TradeReport_compact - updated.by.ppxdf.ex4](#) 96 KB | 12 downloads
- ⚠ [TradeReport_compact - updated.by.ppxdf.mq4](#) 58 KB | 19 downloads
- ⚠ [TradeReport_compact - v.1.04.ex4](#) 121 KB | 17 downloads
- ⚠ [TradeReport_compact - v.1.04.mq4](#) 153 KB | 18 downloads
- ⚠ [TradeReport_compact.ex4](#) 88 KB | 16 downloads
- ⚠ [TradeReport_compact.mq4](#) 53 KB | 22 downloads

- [Post 31,290](#)
- [Cleanup](#)
- [Quote](#)
- Jul 14, 4:51pm (3 hr ago)



[Davit](#)

- Joined Feb 2012 | Status: Member | [18,525 Posts](#)

[Quoting mizi123](#)

Allso Euro look's like gona make another slide down (because the price has broke the trendline).... regards to euro news also in Tuesday expectations are negative... 11:00 EUR German ZEW Economic Sentiment (Jul) -22.1 -21.1
{image}

trend line should never be considered what price may do. It only looks beautiful after the fact. Its one of those fallacies almost everyone get carried away.

- [Post 31,291](#)

- [Cleanup](#)

- [Quote](#)

- Jul 14, 5:43pm (23 hr ago) | Edited Jul 14, 7:02pm



[Halfcents](#)

- Joined Jul 2018 | Status: Member | [168 Posts](#)

Still learning on calender and here is my view for the week

MON= We have GDP for CNY, good figures is considered good for AUD and NZD

TUE= **NZD CPI** (careful with this=it can move over 100 pips have seen that happen b4) Sentiments positive and this will be good for NZD longs. (I will be focusing much on NZD this week)

Later we have **USD retail sales** and sentiments are negative for the dollar. In addition to pressure on FED to cut rate, i'm anticipating a weaker dollar same as Trump 🤔(<https://fbs.com/analytics/articles/w...-the-usd-18445>)

WED; we have GBP CPI sentiments neutral and **CAD CPI sentiments negative**. Good for CAD weakness

THU and Friday: AUD Unemployment Rate and employment change: Sentiments **not good for AUD**

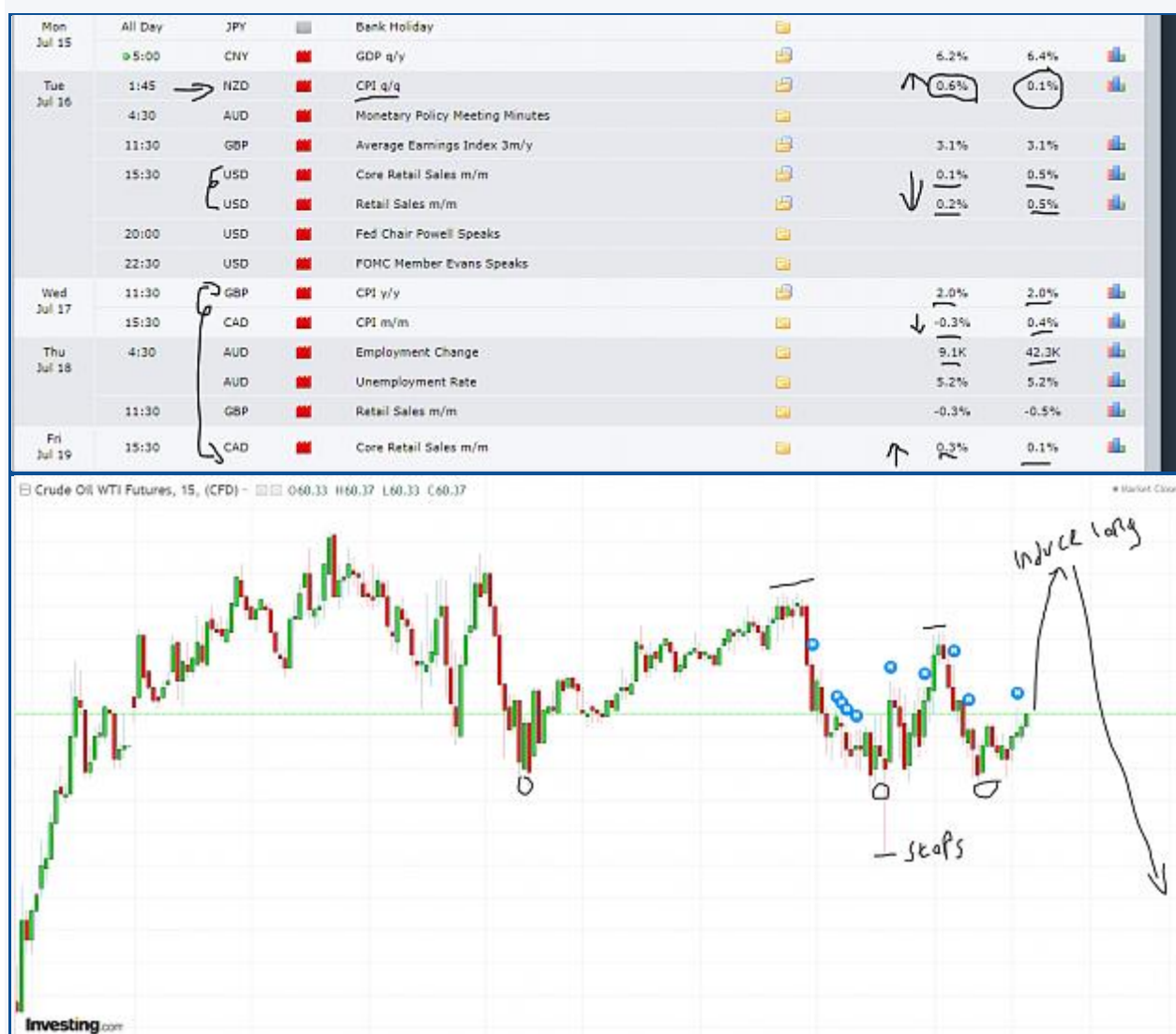
GBP sentiments not good as well, positive figures will be a great boost for cable as current market structure indicates it is highly oversold and signs for reversal are all over.

I will be looking to buy NZD against USD, CAD and AUD, and Sell CADJPY if i get a nice pullback. Will also pay close attention to EC and GC.

Have attached a screenshot of the OIL chart. Looking to see oil gain for a short while before rally down; maybe on wed or tue.

MY BIAS, BUT BEST GO WITH PA AND PIVOT POINTS
HAVE A GREAT WEEK!

Attached Images (click to enlarge)



- [Post 31,298](#)
- [Cleanup](#)
- [Quote](#)
- Jul 15, 2:05pm (3 hr ago)

•  **Davit**

• Joined Feb 2012 | Status: Member | [18,528 Posts](#)

Hi guys back from LA in front of my home set up with 42inch monitor/TV

I committed heavy on AN longs.I am biased in favor of AUD after NZD CPI data there is not much else on NZD hence selling NZD.Its my largest committed trade this quarter closer to 3 standard lots.

- [Post 31,299](#)

- [Cleanup](#)

- [Quote](#)

- Jul 15, 2:26pm (3 hr ago)



• **Davit**

- Joined Feb 2012 | Status: Member | [18,528 Posts](#)

Shorted EG as well

90 is proving tough nut to crack. EG is nice +swap basically almost risk free trade where potential of this dropping to 8950 and lower is greater then price going 9050+

Fundamentals on Euro is weak at this time.I see it as an excellent risk vs reward trade.Only downside takes 2x more margin then other none GBP pairs

- [Post 31,301](#)

- [Cleanup](#)

- [Quote](#)

- Jul 15, 2:39pm (3 hr ago)



• **Davit**

- Joined Feb 2012 | Status: Member | [18,528 Posts](#)

July results so far 🏆🏆🏆 I am happy my net is greater then pip.I am actively trying to get there where a net is equal or greater then pip

Attached Image (click to enlarge)

Symbol	Trades	Buys	Sells	Lots	Buy Lots	Sell Lots	Profit	Loss	Nett P/L	Nett PIPs
NZDCAD	24	24	0	4.10	4.10	0.00	1006.79	0.00	1006.79	793.20
EURGBP	34	0	34	5.50	0.00	5.50	1292.52	-1.75	1290.77	614.30
EURCAD	3	3	0	0.40	0.40	0.00	68.87	0.00	68.87	89.60
EURUSD	17	17	0	3.20	3.20	0.00	346.10	-24.70	321.40	172.80
AUDNZD	42	42	0	4.04	4.04	0.00	488.20	0.00	488.20	760.80
EURAUD	33	0	33	2.76	0.00	2.76	740.23	-2.19	738.04	1306.60
	153	86	67	20.00	11.74	8.26	3942.71	-28.64	3914.07	3737.30

- [Post 31,303](#)
- [Cleanup](#)
- [Quote](#)
- Jul 15, 11:44pm (12 hr ago)



General Lee

- Joined May 2010 | Status: Member | [504 Posts](#) | Online Now

EURNZD building long

Attached Image (click to enlarge)



- [Post 31,304](#)
- [Cleanup](#)
- [Quote](#)
- Jul 16, 2019 3:38am



asgharhussai

- Joined Sep 2018 | Status: Member | [181 Posts](#)

GU
NC
AC

added buttons for Quick Navigation

Attached Images (click to enlarge)





- [Post 31,305](#)
- [Cleanup](#)
- [Quote](#)
- Jul 16, 2019 4:24am

•  [asgharhussai](#)

- Joined Sep 2018 | Status: Member | [181 Posts](#)

Closed GU because of news on GPB

Attached Image (click to enlarge)

- _asgharhussai

**EU
AC
NC**

Page 56 of 125





- [Post 31,316](#)
- [Cleanup](#)
- [Quote](#)
- Jul 17, 4:39pm (17 hr ago) | Edited Jul 18, 6:11am



[DiamondMiner](#)

- Joined Jun 2018 | Status: Member | [189 Posts](#) | Online Now

Well, it is what it is... Though in DD I've got AN Long and EG Short.....
For those of you that are seeking to learn more, download &
read: [Street Smarts High Probability Short Term Strategies](#) by
Laurence **Connors** and Linda **Raschke** And **Traders World** back
issue #29

Attached Image (click to enlarge)



Attached Image (click to enlarge)



Attached Files



[20090805105342 Connors Larry Raschke Linda Bradford Street Sm arts.pdf](#) 5.2 MB | 88 downloads



[#29.PDF](#) 9.0 MB | 12 downloads

- [Post 31,319](#)
- [Cleanup](#)
- [Quote](#)
- Jul 18, 3:08am (6 hr ago)



• [mizi123](#)

- Joined Jan 2015 | Status: Trade based upon your own ideas! | [3,176 Posts](#)

I have started to build some long's on CJ 😊

Attached Image (click to enlarge)



- [Post 31,321](#)
- [Cleanup](#)
- [Quote](#)
- Jul 18, 7:43am (2 hr 52 min ago)

 [_Halfcents](#)

- Joined Jul 2018 | Status: Member | [169 Posts](#)

Building some shorts here...we r in a nice zone and candles shows signs of exhaustion

Attached Image (click to enlarge)



[Post 31,322](#)

- [Cleanup](#)
- [Quote](#)
- Jul 18, 9:53am (41 min ago) | Edited Jul 18, 10:10am








DiamondMiner

- Joined Jun 2018 | Status: Member | [189 Posts](#) | Online Now

Closed EG with a small profit, may get back in upon a better entry.

Attached Files

-  [Davit Pivot Zone Introduction Worksheet Trade Evaluation \(1\).pdf](#) 166 KB | 6 downloads
-  [Davit's Philosophy \(1\).pdf](#) 484 KB | 3 downloads
-  [Disciplined+Trader.pdf](#) 1.4 MB | 2 downloads
-  [Pivot Trading with TDI \(1\).pdf](#) 3.7 MB | 2 downloads
-  [Trading in the Zone \(1\).pdf](#) 339 KB | 3 downloads

- [Post 31,323](#)
- [Cleanup](#)

- [Quote](#)
- **Last Post:** Jul 18, 10:10am (25 min ago)



Cryptosurf

- Joined Feb 2015 | Status: Member | [765 Posts](#) | Invisible

[Quoting DiamondMiner](#)

Closed EG with a small profit, may get back in upon a better entry.

Yeah just keep an eye on it. Both EG and GU are at big levels. EG was on a ripper since April. Also going to be scaling in GU longs.


Attached Image (click to enlarge)



Attached Image (click to enlarge)



- [Post 31,325](#)
- [Cleanup](#)
- [Quote](#)
- Jul 18, 12:46pm (24 hr ago)



Davit

- Joined Feb 2012 | Status: Member | [18,543 Posts](#) | Online Now

Quoting Halfcents

Building some shorts here...we r in a nice zone and candles shows signs of exhaustion {image}

buying USD is getting riskier considering all the talk about the Feds cutting in July 31th

Personally not buying USD on the contrary may look to sell it. There is time until then but as usual market is always ahead of the curve

dont see an exhaustion.

Attached Image (click to enlarge)



- [Post 31,326](#)
- [Cleanup](#)
- [Quote](#)
- Jul 18, 12:53pm (24 hr ago)



Davit

- Joined Feb 2012 | Status: Member | [18,543 Posts](#) | Online Now

IMO buying AN long is solid.May take a little longer and its slow none threatening pair which likes to range.

- [Post 31,327](#)
- [Cleanup](#)
- [Quote](#)
- Jul 18, 12:59pm (24 hr ago)



Davit

- Joined Feb 2012 | Status: Member | [18,543 Posts](#) | Online Now

on NZD its better shorting NC

Typical overachiever catagory

Attached Image (click to enlarge)



- [Post 31,328](#)

- [Cleanup](#)

- [Quote](#)

- Jul 18, 1:31pm (45 hr ago)



DiamondMiner

- Joined Jun 2018 | Status: Member | [193 Posts](#)

Took NU Short

Attached Image (click to enlarge)



- [Post 31,329](#)
- [Cleanup](#)
- [Quote](#)
- Jul 18, 1:31pm (45 hr ago)



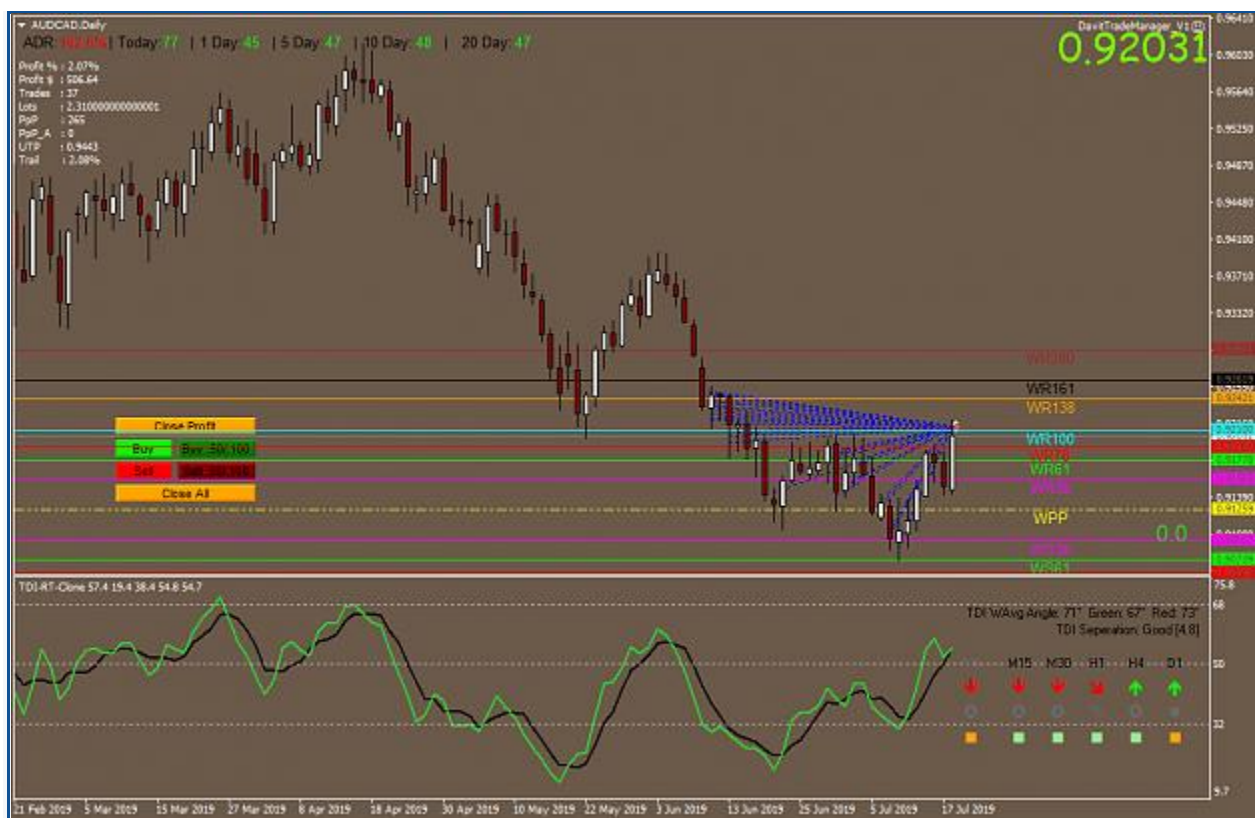
[bubincka](#)

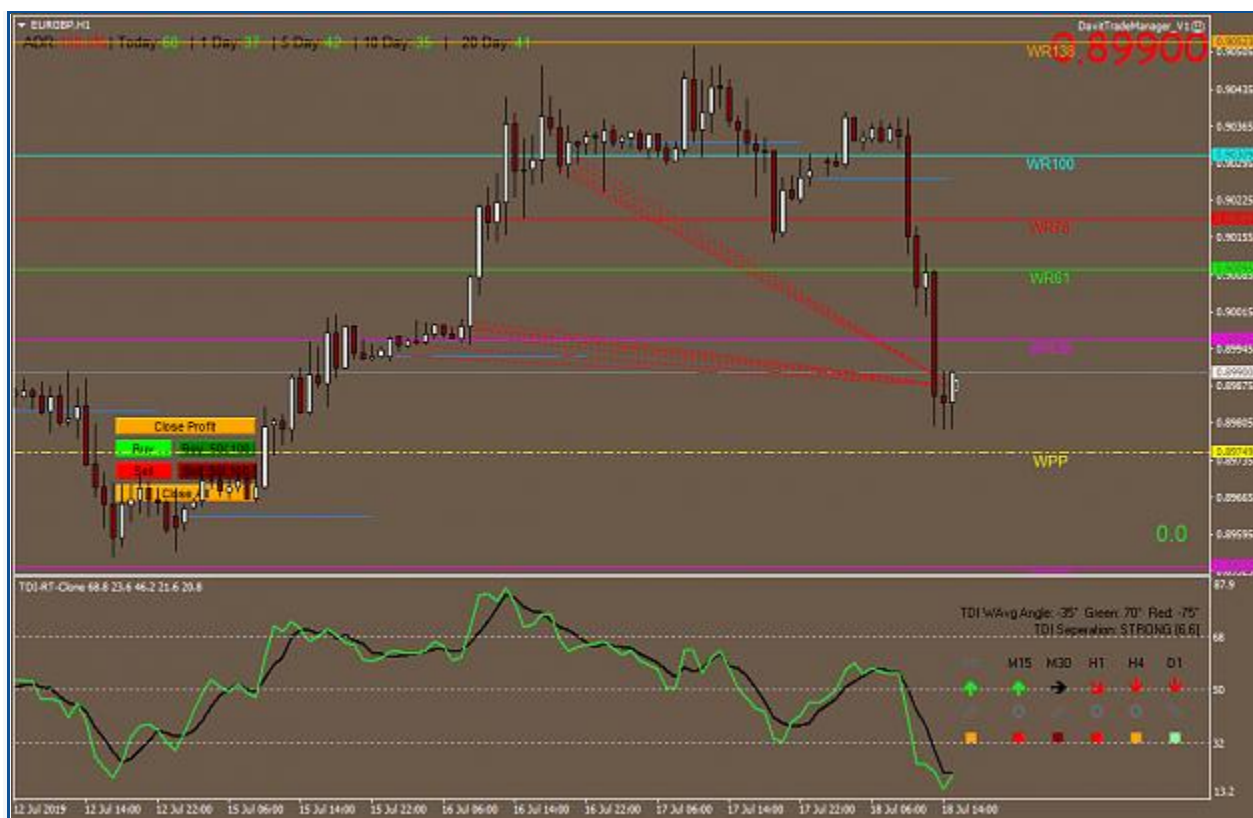
- Joined Nov 2009 | Status: You are what you is | [1,633 Posts](#)

Currently on holiday, open trades managed on auto pilot. 😊

My trade manager closed on trailing stop AC long above 2% profit and yesterday I closed manually EG short, good money after all.

Attached Images (click to enlarge)





- [Post 31,330](#)
- [Cleanup](#)
- [Quote](#)
- Jul 18, 2:45pm (44 hr ago)



[Davit](#)

- Joined Feb 2012 | Status: Member | [18,547 Posts](#)

Feds Williams tweets moved the USD

Watch out guys I said earlier today dont buy USD rate cut is almost certain and the market usually always prices in ahead.

When not sure focus on crosses. Had 7k move from my DD to equity today Unreal.

- [Post 31,335](#)
- [Cleanup](#)
- [Quote](#)
- Jul 18, 6:09pm (40 hr ago) | Edited Jul 18, 9:10pm



[DiamondMiner](#)

- Joined Jun 2018 | Status: Member | [193 Posts](#)

[Quoting Davit](#)

Hidden

Davit, sadly the Democratic Party has become the **Masters of Deceit** to whom has turned **Socialist** with **The Squad** to prove it. In the end, Trump will go down in History as the only leader since FDR who had balls enough to stand up for Justice and not get screwed over by any nation. By and large most of the previous American Presidents were too soft for the job. Most of those Democrats today could be guilty of crimes against the United States as they are on the Razors Edge. Anyone who has ever studied Americanism VS. Communism like I did in school, knows the only way to take down the United States is **from within**, that is what they are attempting to do.

- [Post 31,338](#)
- [Cleanup](#)
- [Quote](#)
- Jul 18, 8:21pm (38 hr ago)

•  [Davit](#)

- Joined Feb 2012 | Status: Member | [18,547 Posts](#)

Watching NC to short but we got core retail sales Canadian event tomorrow hence red number there may push this to 8875-90
Its nice spot for sure.It may print red.

Attached Image (click to enlarge)



- [Post 31,339](#)
- [Cleanup](#)
- [Quote](#)
- Jul 18, 8:24pm (38 hr ago)

•  [Davit](#)

- [Joined Feb 2012](#) | [Status: Member](#) | [18,547 Posts](#)

it is tempting PA looks like hitting a wall.

Attached Image (click to enlarge)



- [Post 31,340](#)
- [Cleanup](#)
- [Quote](#)
- Jul 18, 8:31pm (38 hr ago)

•  **Davit**

- [Joined Feb 2012](#) | [Status: Member](#) | [18,547 Posts](#)

Committed 1 lot short NC 8835
may drop 40-50 pips before the event. NU is topping out as well which will help
should it fall
added .5 total 1.5 lot \$15 a pip

- [Post 31,343](#)
- [Cleanup](#)
- [Quote](#)

- Jul 19, 8:35am (27 hr ago)



[Davit](#)

- Joined Feb 2012 | Status: Member | [18,547 Posts](#)

closed rest of GC

Attached Image (click to enlarge)

Symbol	Trades	Buys	Sells	Lots	Buy Lots	Sell Lots	Profit	Loss	Nett P/L	Nett PIPs
GBPCAD	22	22	0	2.20	2.20	0.00	566.71	0.00	566.71	742.00
EURGBP	12	0	12	1.20	0.00	1.20	212.83	0.00	212.83	169.70
AUDCAD	12	12	0	1.16	1.16	0.00	126.44	0.00	126.44	167.10
	46	34	12	4.56	3.36	1.20	905.98	0.00	905.98	1078.80

- [Post 31,344](#)
- [Cleanup](#)
- [Quote](#)

- Jul 19, 8:44am (27 hr ago)



[Davit](#)

- Joined Feb 2012 | Status: Member | [18,547 Posts](#)

went long on CJ like the discounted price

Interesting thing about retail sales is that nobody is doing good there now. We are heading to global slow down

Just happy to get out of GC with Brexit drama didn't like holding plus paying up the swap which was costly.

Attached Image (click to enlarge)

- [Post 31,345](#)
- [Cleanup](#)
- [Quote](#)
- Jul 19, 9:16am (26 hr ago)



Davit

- Joined Feb 2012 | Status: Member | 18,547 Posts

closed Cj quick \$\$ money

Attached Image (click to enlarge)

Symbol	Trades	Buvs	Sells	Lots	Buv Lots	Sell Lots	Profit	Loss	Nett P/L	Nett PIPs
CADJPY	8	8	0	2.00	2.00	0.00	137.34	0.00	137.34	58.00
AUDCAD	16	16	0	1.48	1.48	0.00	168.15	0.00	168.15	235.40
GBPCAD	22	22	0	2.20	2.20	0.00	566.71	0.00	566.71	742.00
EURGBP	12	0	12	1.20	0.00	1.20	212.83	0.00	212.83	169.70
	58	46	12	6.88	5.68	1.20	1085.03	0.00	1085.03	1205.10

- [Post 31,346](#)
- [Cleanup](#)
- [Quote](#)
- Jul 19, 9:22am (26 hr ago)



• [Davit](#)

• [Joined Feb 2012](#) | [Status: Member](#) | [18,547 Posts](#)

NZD became risk off "save heaven" this week
Not much events on it this week hence off the radar. Not much on it until July 30th Employment change so good chance it remains stable

• [Post 31,347](#)

• [Cleanup](#)

• [Quote](#)

• Jul 19, 1:43pm (22 hr ago)



• [Davit](#)

• [Joined Feb 2012](#) | [Status: Member](#) | [18,547 Posts](#)

Must be frustrating to those who shorted NZ its real stubborn. Was not fan of that trade which I didn't take but did short NZ which is close to becoming profitable but crawling at snail speed
This is great example how much events shape price. Nothing on NZD and nothing happens...Guys who always say "everything is in charts" nope not even close.
Does not matter stoch RSI MCD whatever these indicators have zero relevancy on price ZERO.
RSI oversold Overbought and this whole misguided ideology that oscillator can predict price movement is fallacy purported by mostly new traders because experienced traders know better. **Fundamentals drive the market** Pivots gauge the steps.

• [Post 31,348](#)

• [Cleanup](#)

• [Quote](#)

• Jul 19, 2:02pm (45 hr ago)



• [bubincka](#)

• Joined Nov 2009 | Status: You are what you is | [1,633 Posts](#)

This week I'm on holiday on a beautiful Croatia island and most of the time I didn't trade, only watched at markets from my tablet. 😊

Croatia is a country I'm seriously thinking to relocate to live here, because taxes are half of the ones in my home country, services are top quality, cost of life in general is lower, personal security is greater than the area where I live in Italy.

Last but not least it's very close to Italy, so I can go there in a few hours by car.

Here my weekly results, coming from already existing positions managed by trade manager.

Attached Image (click to enlarge)

Symbol	Trades	Buys	Sells	Lots	Buy Lots	Sell Lots	Profit	Loss	Nett P/L	Nett PIPs
EURGBP	11	0	11	0.77	0.00	0.77	204.42	0.00	204.42	268.30
AUDCAD	37	37	0	2.31	2.31	0.00	664.49	-156.30	508.19	1283.20
	48	37	11	3.08	2.31	0.77	868.91	-156.30	712.61	1551.50
Report from 2019.07.14 until 2019.07.21 (only this week)										CLOSED trades

• [Post 31,349](#)

• [Cleanup](#)

• [Quote](#)

• Jul 19, 2:11pm (45 hr ago)



Davit

• Joined Feb 2012 | Status: Member | [18,551 Posts](#)

[Quoting bubincka](#)

This week I'm on holiday on a beautiful Croatia island and most of the time I didn't trade, only watched at markets from my tablet. 😊 Croatia is a country I'm seriously thinking to relocate to live here, because taxes are half of the ones in my home country, services are top quality, cost of life in general is lower, personal security is greater than the area where I live in Italy. Last but not least it's very close to Italy, so I can go there in a few hours by car. Here my weekly results, coming from already existing positions...

Great job on trading! Like Croatia myself specially the Adriatic coast. Some of the best "classical" European towns are there like Dubrovnik
I envy you 😊

Attached Image (click to enlarge)



- [Post 31,350](#)
- [Cleanup](#)
- [Quote](#)
- Jul 19, 3:14pm (44 hr ago)



Davit

- Joined Feb 2012 | Status: Member | [18,551 Posts](#)

Closed NC and with that my weeks results. Does beat my regular job weekly pay



Attached Image (click to enlarge)

Symbol	Trades	Buys	Sells	Lots	Buy Lots	Sell Lots	Profit	Loss	Nett P/L	Nett PIPs
NZDCAD	13	0	13	2.50	0.00	2.50	176.20	0.00	176.20	153.60
CADJPY	8	8	0	2.00	2.00	0.00	137.34	0.00	137.34	58.00
GBPCAD	22	22	0	2.20	2.20	0.00	566.71	0.00	566.71	742.00
EURGBP	12	0	12	1.20	0.00	1.20	212.83	0.00	212.83	169.70
AUDCAD	16	16	0	1.48	1.48	0.00	168.15	0.00	168.15	235.40
	71	46	25	9.38	5.68	3.70	1261.23	0.00	1261.23	1358.70

- Jul 20, 8:53pm (15 hr ago)



Davit

- Joined Feb 2012 | Status: Member | [18,551 Posts](#)

[Quoting ranilo.vince](#)


{quote} Great job Davit! NC has more room to go down on HF.. Let's see what it does next week.. Possibly will go short on AC as well.. Just read this somewhere out there: No trend works all the time No range bounces all the time. AND No strategy works all the time. That's why you have to manage your risks all the time. Good luck to everyone!

Welcome to Pivots!and Thank you

Agree with Gulf shipping new crises Oil most likely shoot higher and with it CAD.Going to monitor NC once market opens👍

- [Post 31,357](#)
- [Cleanup](#)
- [Quote](#)

- Jul 20, 9:01pm (14 hr ago)



Davit

- Joined Feb 2012 | Status: Member | [18,551 Posts](#)

Hi guys

Next week Calendar is dominated by Euro.Monetary policy can either shoot high or sink lower. My hunch is higher since Euro is already very discounted.We'll see Should present new opportunities.BOJ Gov Kuroda may provide clues where Yen is heading and judging by AUD and NZD cuts and Feds coming cut its likely very likely more easing is in the works.

Japanese economy basically can't function with strong Yen. When you have to pay 40k for Toyota Camry then you know it lost its value. I'll be looking to go long on UJ when opportunity presents

- [Post 31,361](#)
 - [Cleanup](#)
 - [Quote](#)
- Jul 20, 11:02pm (13 hr ago)



• [_andy_l](#)

- Joined May 2009 | Status: Member | [363 Posts](#)

Morning all,
found a video from MD - order flow. enjoy

Inserted Video

<https://youtu.be/nr9j0E1nNdU>

- [Post 31,362](#)
 - [Cleanup](#)
 - [Quote](#)
- Last Post:** Jul 21, 4:32am (7 hr ago)



• [_DiamondMiner](#)

- Joined Jun 2018 | Status: Member | [195 Posts](#)

Here's a guy I always liked, Van Tharp:

Inserted Video

<https://youtu.be/HpjKmf49ahw>

- [Post 31,364](#)
- [Cleanup](#)
- [Quote](#)

• Jul 21, 2019 1:13pm | Edited at 4:32pm



• [DiamondMiner](#)

• Joined Jun 2018 | Status: Member | [200 Posts](#) | Online Now

[Quoting Husky77](#)

{quote}{quote} "a regime change" yes probably with "help" of usa LOL they "helped" few other countries in the past to change regimes and implement real democracy and make it work,yep worked really "well" 😂 of course nothing to do or related with any oil reserve on the ground 😂 meantime some funny democracy at work <https://www.theguardian.com/music/20...civic-building> funny not funny?but is working 😂

Husky77, My Take is: Much like previous Libya, Egypt and Iraq interventions the USA is not too good on Regime Change interference to date. Where the problem is: all those countries never really had Democracy, the people were always under the rule of someones thumb or iron fist hence, practically a Dictatorship. Most of those people are accustomed to being told what to do, and when to do it. So, once Democracy is suddenly established and applied, they don't know how to react or how to handle it? Without a Govt takeover the Iranian people will continue to suffer, sadly. Personally, I don't see a simple solution to this complex problem.

P

Traders World # 30

Attached File



[#30.PDF](#) 5.1 MB | 73 downloads

• [Post 31,365](#)

• [Cleanup](#)

• [Quote](#)

• Jul 21, 2019 6:51pm



• [Davit](#)

• Joined Feb 2012 | Status: Member | [18,581 Posts](#)

[Quoting Husky77](#)

{quote}{quote} "a regime change" yes probably with "help" of usa LOL they "helped" few other countries in the past to change regimes and implement real democracy and make it work,yep worked really "well" 😂 of course nothing to do or related with any oil reserve on the ground 😂 meantime some funny democracy at work <https://www.theguardian.com/music/20...civic-building> funny not funny?but is working 😂

Hi Husky I suggest you dont jump to conclusions.Yes regime change is needed.I spent lot of time in LA with Iranians and know 1st hand what they want.

There are literally millions of Iranians left Iran because of Mullah regime and eager to go back.

Simple truth is religion can't govern a country! Mullah regime is hanging on to straws after suppressing their people for decades its due time it goes to history trash bin like communism.

Little nudging wouldn't hurt 😊

• [Post 31,373](#)

• [Cleanup](#)

• [Quote](#)

• Jul 22, 2019 12:46pm



• [Davit](#)

• Joined Feb 2012 | Status: Member | [18,581 Posts](#)

Hi guys took a short on EG close to 8995 in profit now but holding.May get out before ECB

Took a short on NC 8880 area

NZD is over appreciated for what is worth.Feel confident on both trades

glad I waited on NC instead of 8830 got in at 8880 😊 what 1 day makes huge difference

- [Post 31,375](#)
- [Cleanup](#)
- [Quote](#)
- Jul 22, 2019 12:58pm

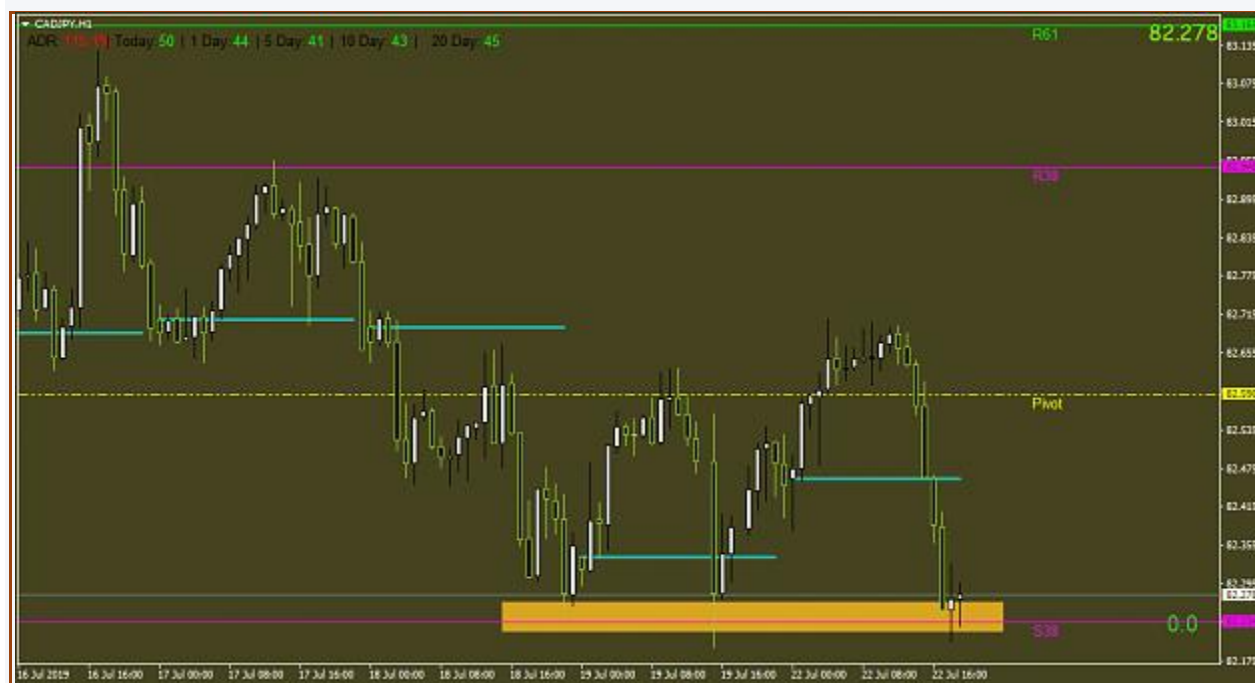


Davit

- Joined Feb 2012 | Status: Member | [18,581 Posts](#)

strong level on CJ

Attached Image (click to enlarge)



- [Post 31,377](#)
- [Cleanup](#)
- [Quote](#)
- Jul 22, 2019 1:13pm



Davit

- Joined Feb 2012 | Status: Member | [18,581 Posts](#)

[Quoting Egbert](#)

{quote} Looks like we will find support @ S61 area from H4 chart. To me the Bears are still in control. {image}

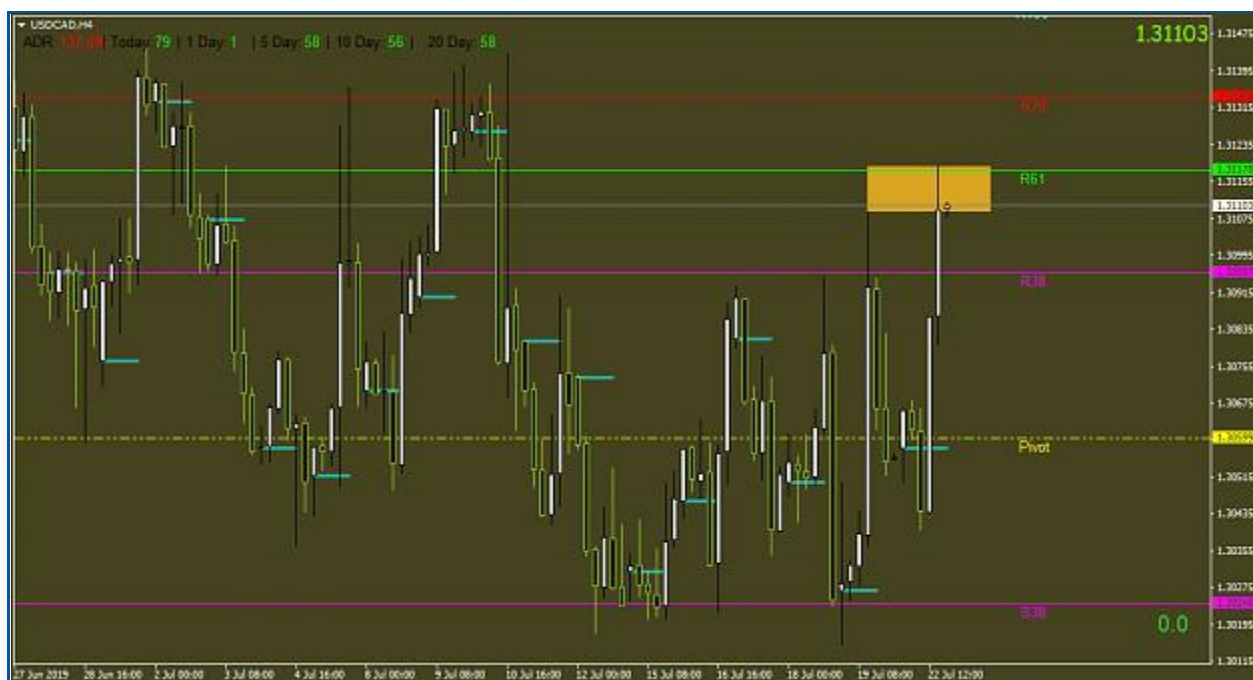
When trading crosses you must look at majors where they are. UJ has far more room to go higher (get weaker) Cad hit R61 and likely to drop lower again

CAD (UC) also exhausted daily ADR

When you put all these together CJ long is solid trade now... but anything can happen.... every person is responsible for their trades. I share what I do that's all.

cheers

Attached Images (click to enlarge)



- [Post 31,379](#)
- [Cleanup](#)
- [Quote](#)
- Jul 22, 2019 7:51pm



Davit

Joined Feb 2012 | Status: Member | [18,581 Posts](#)

Closed EG it very likely spike again and will hit it again until ECB
Nice profits running on NC over 2lot

Attached Images (click to enlarge)

Symbol	Trades	Buys	Sells	Lots	Buy Lots	Sell Lots	Profit	Loss	Nett P/L	Nett PIPs
EURGBP	7	0	7	1.70	0.00	1.70	282.02	0.00	282.02	92.50
	7	0	7	1.70	0.00	1.70	282.02	0.00	282.02	92.50



sell	0.10	nzdcad	0.88775	0.00000	0.00000	0.88500	0.00	0.00	20.94	✕
sell	0.30	nzdcad	0.88785	0.00000	0.00000	0.88500	0.00	0.00	65.12	✕
sell	0.30	nzdcad	0.88781	0.00000	0.00000	0.88500	0.00	0.00	64.21	✕
sell	0.30	nzdcad	0.88780	0.00000	0.00000	0.88500	0.00	0.00	63.98	✕
sell	0.30	nzdcad	0.88780	0.00000	0.00000	0.88500	0.00	0.00	63.98	✕
sell	0.30	nzdcad	0.88779	0.00000	0.00000	0.88500	0.00	0.00	63.75	✕
sell	0.30	nzdcad	0.88785	0.00000	0.00000	0.88500	0.00	0.00	65.12	✕
sell	0.30	nzdcad	0.88795	0.00000	0.00000	0.88500	0.00	0.00	67.41	✕
sell	0.10	nzdcad	0.88802	0.00000	0.00000	0.88500	0.00	0.00	23.00	✕

[Post 31,383](#)

[Cleanup](#)

[Quote](#)

Jul 22, 2019 8:04pm



Davit


Joined Feb 2012 | Status: Member | [18,581 Posts](#)

Trade I really wanted instead of EG GC below 63. Could not pull the trigger because of Persian Gulf crises but it did shoot over 100 pips up...
Its fine hit NC hard instead and lot cheaper margin wise

Attached Image (click to enlarge)



- [Post 31,384](#)
- [Cleanup](#)
- [Quote](#)
- Jul 22, 2019 8:08pm



Davit

- Joined Feb 2012 | Status: Member | [18,581 Posts](#)

[Quoting Romanov102](#)

Interesting article. <https://www.rt.com/business/412546-c...andard-dollar/>

Not buying the argument yet on Gold standard. Every developed country is pushing the Ponzi scheme Japan number 1 keep on printing and more to come
Interestingly every Fiat currency has failed 100% in history

- [Post 31,389](#)

- [Cleanup](#)
- [Quote](#)
- Jul 22, 2019 11:54pm | Edited Jul 23, 2019 12:34am



[Egbert](#)

- Joined Aug 2017 | Status: Member | [408 Posts](#) | Online Now

[Quoting Davit](#)

Who else took NC? so quiet here 😊

Same this side on NZDCAD 😊

Attached Image (click to enlarge)



- [Post 31,391](#)
- [Cleanup](#)
- [Quote](#)
- Jul 23, 2019 12:48am



[Egbert](#)

- Joined Aug 2017 | Status: Member | [408 Posts](#) | Online Now

[Quoting Davit](#)

strong level on CJ {image}

Can agree now Davit.

Attached Image (click to enlarge)




- [Post 31,395](#)

- [Cleanup](#)

- [Quote](#)

- Jul 23, 2019 4:45am

-  **Davit**

- Joined Feb 2012 | Status: Member | [18,583 Posts](#)

closed NC 🍷💰🏃 need the funds on others. Great take in 15hr trade

Attached Image (click to enlarge)

Symbol	Trades	Buys	Sells	Lots	Buy Lots	Sell Lots	Profit	Loss	Nett P/L	Nett PIPs
NZDCAD	9	0	9	2.30	0.00	2.30	810.48	0.00	810.48	417.40
EURGBP	7	0	7	1.70	0.00	1.70	282.02	0.00	282.02	92.50
	16	0	16	4.00	0.00	4.00	1092.50	0.00	1092.50	509.90

- [Post 31,396](#)

- [Cleanup](#)

- [Quote](#)

- Jul 23, 2019 4:48am



Davit

Joined Feb 2012 | Status: Member | [18,583 Posts](#)

CJ

Attached Image (click to enlarge)



- [Post 31,397](#)
- [Cleanup](#)
- [Quote](#)
- Jul 23, 2019 4:54am



Davit

Joined Feb 2012 | Status: Member | [18,583 Posts](#)

[Quoting ranilo.vince](#)

For me Im still waiting for a confirmation on the Daily of NC.. {image} Maybe its just me but i still don't see a good PA structure to enter short now even on 15m chart.. {image}

you are correct it stalled at 8830

EG short now 90

definition of a range

Attached Image (click to enlarge)



- [Post 31,398](#)
- [Cleanup](#)
- [Quote](#)
- Jul 23, 2019 5:02am



Egbert

- Joined Aug 2017 | Status: Member | [408 Posts](#) | Online Now

Quoting Davit

{quote} you are correct it stalled at 8830 EG short now 90 definition of a range {image}

I would love to get a better price.

Attached Image (click to enlarge)



- [Post 31,399](#)
- [Cleanup](#)
- [Quote](#)
- Jul 23, 2019 5:03am

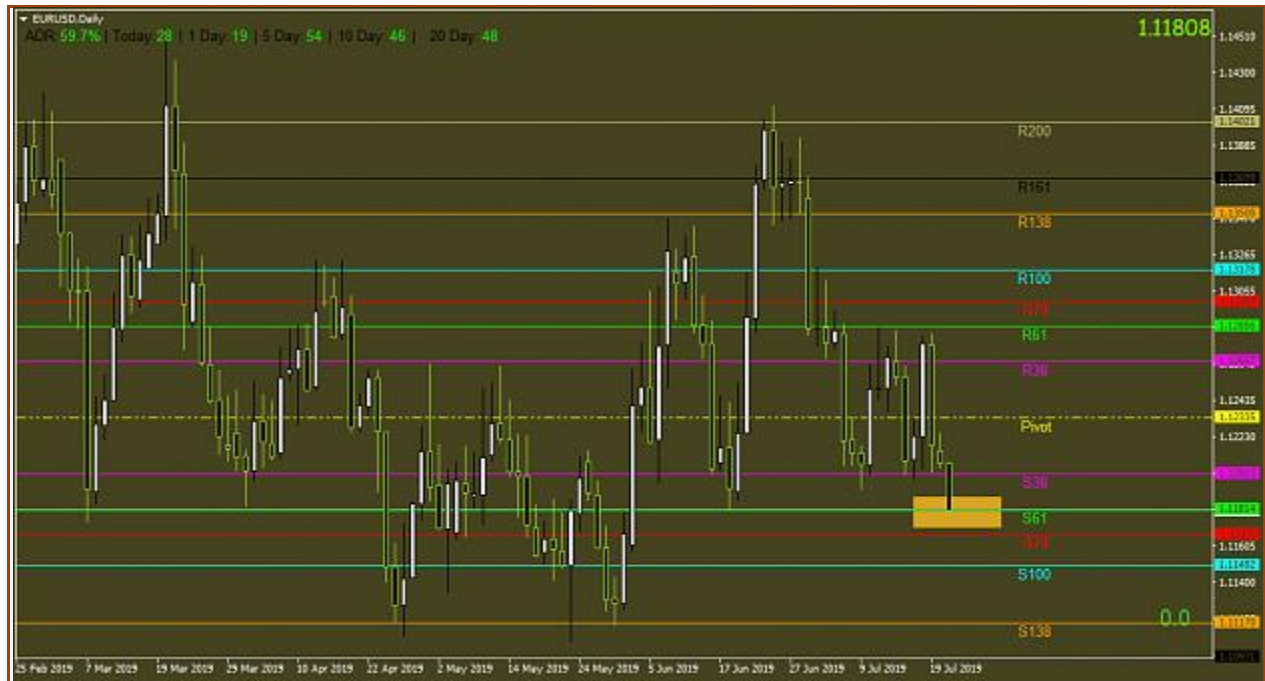


Davit

- Joined Feb 2012 | Status: Member | [18,583 Posts](#)

MM clearing stops before ECB

Attached Image (click to enlarge)



- [Post 31,400](#)
- [Cleanup](#)
- [Quote](#)
- Jul 23, 2019 5:05am



• **Davit**

- Joined Feb 2012 | Status: Member | [18,583 Posts](#)

[Quoting Egbert](#)

{quote} I would love to get a better price. {image}

its what market gives not what you want

its important you recognize ranging situations **rest is intuitive**

- [Post 31,401](#)
- [Cleanup](#)
- [Quote](#)
- Jul 23, 2019 5:12am



[Egbert](#)

Joined Aug 2017 | Status: Member | [408 Posts](#)

Sell AUDNZD

Attached Image (click to enlarge)



[Post 31,402](#)

[Cleanup](#)

[Quote](#)

Jul 23, 2019 5:28am



[Davit](#)

Joined Feb 2012 | Status: Member | [18,583 Posts](#)

[Quoting Egbert](#)

Sell AUDNZD {image}

?? dont see a reason to sell AN its a little profit taking but important TF are bullish

Attached Image



• [Post 31,421](#)

• [Cleanup](#)

• [Quote](#)

• Jul 23, 2019 2:56pm



Davit

• Joined Feb 2012 | Status: Member | [18,583 Posts](#)

hi guys just got back from work

Closed EG nice gain 🍺💰

Attached Image (click to enlarge)

Symbol	Trades	Buys	Sells	Lots	Buy Lots	Sell Lots	Profit	Loss	Nett P/L	Nett PIPs
EURGBP	16	0	16	3.50	0.00	3.50	933.24	0.00	933.24	354.30
NZDCAD	9	0	9	2.30	0.00	2.30	810.48	0.00	810.48	417.40
	25	0	25	5.80	0.00	5.80	1743.72	0.00	1743.72	771.70

• [Post 31,422](#)

• [Cleanup](#)

• [Quote](#)

• Jul 23, 2019 2:58pm



Davit

• Joined Feb 2012 | Status: Member | [18,583 Posts](#)

CJ going up nicely and I covered about this trade 🏂

Attached Image (click to enlarge)



- [Post 31,423](#)

- [Cleanup](#)

- [Quote](#)

- Jul 23, 2019 3:04pm



Davit

- Joined Feb 2012 | Status: Member | [18,583 Posts](#)

[Quoting Egbert](#)

Sell AUDNZD {image}

Here is my take on your trade. No purpose No edge and random.NO PA nothing. Its fine what you do but the way you posted sounded like you were telling forum member to sell.

Its fine what or how you approach your money it has no relevancy to me I just wished you were more understanding **what we do here at PIVOTS**

- [Post 31,424](#)

- [Cleanup](#)

- [Quote](#)

- Jul 23, 2019 3:05pm



Egbert

• Joined Aug 2017 | Status: Member | [408 Posts](#)

Agree, thanks Davit.

Attached Image (click to enlarge)



• [Post 31,425](#)

• [Cleanup](#)

• [Quote](#)

• Jul 23, 2019 3:07pm



• **Davit**

• Joined Feb 2012 | Status: Member | [18,583 Posts](#)

nice spot on EU will be watching it

looks like ECB dovish overtures has been priced in...at least most part

Attached Image (click to enlarge)



- [Post 31,426](#)
- [Cleanup](#)
- [Quote](#)
- Jul 23, 2019 3:11pm | Edited at 3:40pm



Davit

- Joined Feb 2012 | Status: Member | [18,583 Posts](#)

EG above 8980 is game until Thursday

going to nap and will be back Asia,Tired today was busy at work

Keep in mind its better to buy EU after 5pm so you dont pay today's swap if that what you like to do. There is EDGE at 100S same can be said about UC but less extend. EU at zero interest is costly to hold hence **timing of attack is important**

- [Post 31,429](#)
- [Cleanup](#)
- [Quote](#)

- Jul 24, 2019 6:57am



• [_Egbert](#)

- Joined Aug 2017 | Status: Member | [408 Posts](#)

This is my EURUSD Buy.

Attached Image (click to enlarge)



- [Post 31,430](#)
- [Cleanup](#)
- [Quote](#)

- Jul 24, 2019 7:00am

• [_elan1988](#)

- Joined Apr 2018 | Status: DAVIT - PIVOT TRADING | [49 Posts](#)

EG +1800 😊

Attached Image (click to enlarge)



- [Post 31,453](#)
- [Cleanup](#)
- [Quote](#)
- Jul 25, 2019 2:31am


•  **bubincka**

- Joined Nov 2009 | Status: You are what you is | [1,640 Posts](#)

RBA Gov Philip Lowe: It is reasonable to expect an "extended period" of low rates, "strongly committed" to getting CPI to the target range.

AUD down and next CPI data release on Wed Jul 31 will be very important. 😊

- [Post 31,459](#)
- [Cleanup](#)
- [Quote](#)
- Jul 25, 2019 9:04am

•  **Davit**

- Joined Feb 2012 | Status: Member | [18,583 Posts](#)

Closed EU

Dont want to hold now PA may collapse providing better lower entry

Attached Image (click to enlarge)

Symbol	Trades	Buys	Sells	Lots	Buy Lots	Sell Lots	Profit	Loss	Nett P/L	Nett PIPs
EURUSD	11	11	0	2.60	2.60	0.00	327.70	0.00	327.70	193.20
CADJPY	13	13	0	2.30	2.30	0.00	269.99	0.00	269.99	186.10
EURGBP	16	0	16	3.50	0.00	3.50	933.24	0.00	933.24	354.30
NZDCAD	9	0	9	2.30	0.00	2.30	810.48	0.00	810.48	417.40
	49	24	25	10.70	4.90	5.80	2341.41	0.00	2341.41	1151.00

- [Post 31,460](#)
- [Cleanup](#)
- [Quote](#)
- Jul 25, 2019 9:07am



Davit

- Joined Feb 2012 | Status: Member | [18,583 Posts](#)

Short UC 2.7 lot 3128

- [Post 31,470](#)
- [Cleanup](#)
- [Quote](#)
- Jul 25, 2019 12:37pm | Edited at 12:48pm



Davit

- Joined Feb 2012 | Status: Member | [18,583 Posts](#)

[Quoting Catalin68](#)

I keep him ... I think he can still go to RW61 {image} and something fresh ... {image}

I made good deal of money going long on GC this month. Its a good trade. Only negative takes a lot of margin

My biggest winner this month has been EG shorting. I hit it repeatedly and think **trend is going south** hence I will be selling the rallies like

now 😊

There is enormous distance to correct
Bottom chart to me provide classic retrace level. **Fundamentally new UK PM and new fresh attempt at Brexit**

Attached Images (click to enlarge)

Symbol	Trades	Buys	Sells	Lots	Buy Lots	Sell Lots	Profit	Loss	Nett P/L	Nett PIPs
EURUSD	28	28	0	5.80	5.80	0.00	673.80	-24.70	649.10	366.00
EURGBP	69	0	69	12.30	0.00	12.30	2503.09	-1.75	2501.34	1155.50
CADJPY	21	21	0	4.30	4.30	0.00	407.33	0.00	407.33	244.10
NZDCAD	46	24	22	8.90	4.10	4.80	1993.47	0.00	1993.47	1364.20
GBPCAD	22	22	0	2.20	2.20	0.00	566.71	0.00	566.71	742.00
EURCAD	3	3	0	0.40	0.40	0.00	68.87	0.00	68.87	89.60
AUDNZD	42	42	0	4.04	4.04	0.00	488.20	0.00	488.20	760.80
AUDCAD	16	16	0	1.48	1.48	0.00	168.15	0.00	168.15	235.40
EURAUD	33	0	33	2.76	0.00	2.76	740.23	-2.19	738.04	1306.60
	280	156	124	42.18	22.32	19.86	7609.85	-28.64	7581.21	6264.20





- [Post 31,474](#)
- [Cleanup](#)
- [Quote](#)

• Jul 25, 2019 3:09pm



• [DiamondMiner](#)

• Joined Jun 2018 | Status: Member | [202 Posts](#)

Does anyone with a [Oanda](#) account have a EA that works closing all Force Close all trades at once. Apparently, when I tried to close I get a message can't close because of FIFO violation.

Attached Image

Headline
✉ Trade 211459233 could not be closed due to FIFO violation
✉ Trade 211459232 could not be closed due to FIFO violation
✉ Trade 211459233 could not be closed due to FIFO violation
✉ Trade 211459193 could not be closed due to FIFO violation

Every one I have tried doesn't work, and Oanda say's they should? No idea, and I have tried several of them?

• [Post 31,475](#)

• [Cleanup](#)

• [Quote](#)

• Jul 25, 2019 5:10pm



• [DrForexMD](#)

• Joined Jun 2016 | Status: PA Pivot Trader | [3,385 Posts](#) | Online Now

Hey DiamondMiner,
Oanda uses a First-in First-out with a short or long trades. Apparently, your EA doesn't calculated the oldest trade. I use an EA that sets my TPs. So, if one of my newer trade hits my TP, say 5 pips x 0.03 Lots on a mini account, then the newer trade will close without a FIFO warning.

Cheers !

John

Attached File



[TP-5.mq4](#) 7 KB | 37 downloads

- [Post 31,478](#)
- [Cleanup](#)
- [Quote](#)
- Jul 25, 2019 10:17pm | Edited at 10:51pm



• [DiamondMiner](#)

- Joined Jun 2018 | Status: Member | [202 Posts](#)

[Quoting DrForexMD](#)

Hey DiamondMiner, Oanda uses a First-in First-out with a short or long trades. Apparently, your EA doesn't calculate the oldest trade. I use an EA that sets my TPs. So, if one of my newer trade hits my TP, say 5 pips x 0.03 Lots on a mini account, then the newer trade will close without a FIFO warning. Cheers !
John {file}

Thank you Doctor for the prescription... I'll take the meds...

- [Post 31,479](#)
- [Cleanup](#)
- [Quote](#)
- Jul 25, 2019 11:47pm



• [Egbert](#)

- Joined Aug 2017 | Status: Member | [408 Posts](#) | Online Now

Is EURUSD still alive?

Attached Image (click to enlarge)



- [Post 31,480](#)
- [Cleanup](#)
- [Quote](#)
- Jul 26, 2019 4:00am



Catalin68

- Joined Aug 2015 | Status: Member | [858 Posts](#)

[Quoting Davit](#)

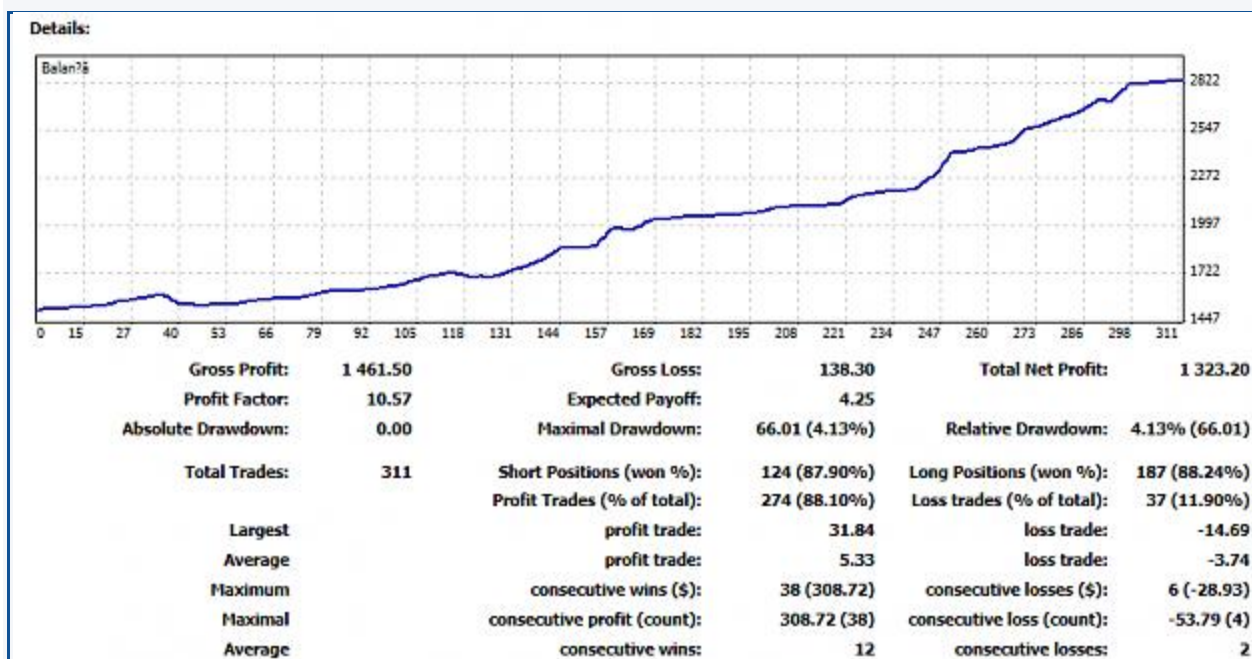
{quote} I made good deal of money going long on GC this month. Its a good trade.Only negative takes a lot of margin My biggest winner this month has been EG shorting.I hit it repeatedly and think trend is going south hence I will be selling the rallies like now 😊 There is enormous distance to correct Bottom chart to me provide classic retrace level. Fundamentally new UK PM and new fresh attempt at Brexit {image} {image} {image} {image}

I retired a year from postings and trading, but I was a shadow observer. So I do not have a history to show here, because I returned to trading on Tuesday, this week. But I will post the results for this period.

Attached Image (click to enlarge)

Symbol	Trades	Buys	Sells	Lots	Buy Lots	Sell Lots	Profit	Loss	Net P/L	Net PIPs	P/L %	Last trade
GBPUSD	22	16	6	0.50	0.32	0.18	179.04	0.00	179.04	912.30	6.313	2019.07.25 18:58:55
EURAUD	15	15	0	0.30	0.30	0.00	150.99	0.00	150.99	1152.70	5.324	2019.07.26 06:44:10
GBPUSD	9	8	1	0.17	0.15	0.02	125.45	-5.06	120.39	946.60	4.245	2019.07.25 21:05:33
GBPAUD	9	9	0	0.18	0.18	0.00	116.73	0.00	116.73	840.80	4.116	2019.07.24 16:30:03
AUDJPY	22	6	16	0.55	0.17	0.38	110.93	-3.65	107.28	558.30	3.783	2019.07.26 08:11:42
EURJPY	32	32	0	0.64	0.64	0.00	120.89	-16.74	104.15	621.90	3.673	2019.07.26 00:14:21
EURCAD	27	19	8	0.56	0.40	0.16	95.63	-0.56	96.07	670.90	3.388	2019.07.26 00:11:41
AUDCAD	11	0	11	0.22	0.00	0.22	89.47	0.00	89.47	592.10	3.155	2019.07.25 20:58:17
EURNZD	4	4	0	0.08	0.08	0.00	79.07	0.00	79.07	625.10	2.788	2019.07.25 21:14:08
GBPCAD	21	3	18	0.51	0.06	0.45	67.48	-9.55	57.93	298.90	2.043	2019.07.25 21:29:57
EURGBP	10	10	0	0.22	0.22	0.00	44.43	0.00	44.43	164.70	1.567	2019.07.26 07:00:16
CADJPY	11	9	2	0.24	0.18	0.06	37.84	0.00	37.84	200.00	1.334	2019.07.26 07:31:15
NZDUSD	4	1	3	0.08	0.02	0.06	33.29	0.00	33.29	166.80	1.174	2019.07.25 20:53:40
AUDNZD	13	9	4	0.31	0.23	0.08	29.07	-0.45	28.62	176.00	1.009	2019.07.25 21:07:19
NZDJPY	8	1	7	0.16	0.02	0.14	25.31	-0.89	24.42	152.10	0.861	2019.07.24 18:23:28
EURUSD	19	19	0	0.38	0.38	0.00	23.12	-2.32	20.80	195.80	0.733	2019.07.26 08:35:06
USDCAD	5	0	5	0.10	0.00	0.10	2.75	0.00	2.75	28.00	0.097	2019.07.25 17:45:26
AUDUSD	2	1	1	0.04	0.02	0.02	1.64	0.00	1.64	7.80	0.058	2019.07.23 20:45:06
USDJPY	1	0	1	0.03	0.00	0.03	0.67	0.00	0.67	3.70	0.024	2019.07.26 08:09:38
NZDCAD	19	1	18	0.38	0.02	0.36	24.76	-28.93	-4.17	-9.00	-0.147	2019.07.24 16:12:10
	264	163	101	5.65	3.39	2.26	1359.56	-68.15	1291.41 USD	8305.50	45.54%	
Report from 2019.07.23 until 2019.12.31												CLOSED trades (P/L = +45.54%)

Attached Image (click to enlarge)



EJ returns ...

Attached Image (click to enlarge)

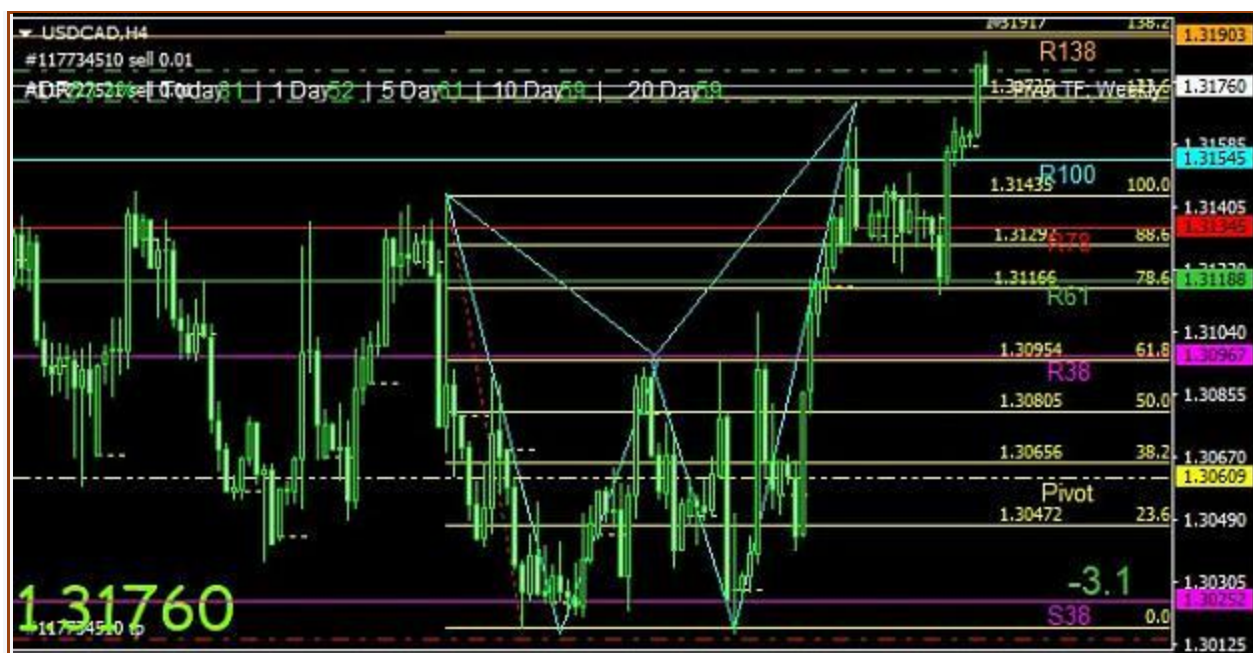


- [Post 31,481](#)
- [Cleanup](#)
- [Quote](#)
- Jul 26, 2019 7:50am

- General Lee

- Joined May 2010 | Status: Member | [511 Posts](#) | Online Now

usdcad short. usa gdp forecast red...let's see where it goes
Attached Image (click to enlarge)



- [Post 31,485](#)
- [Cleanup](#)
- [Quote](#)
- Jul 29, 1:38am (7 hr ago)



Romanov102

- Joined May 2018 | Status: Member | [151 Posts](#)

GU H4 ABCD

Attached Image (click to enlarge)



- [Post 31,486](#)
- [Cleanup](#)
- [Quote](#)
- Jul 29, 6:13am (2 hr 39 min ago)



• [_asgharhussai](#)

- Joined Sep 2018 | Status: Member | [182 Posts](#)

EG and other all are going well also
Attached Image (click to enlarge)



- [Post 31,487](#)
- [Cleanup](#)
- [Quote](#)
- Jul 29, 8:17am (35 min ago)



_r61

- Joined Dec 2017 | Status: Pivot Trader | [82 Posts](#) | Invisible

Watching **EG** for short, currently at **R78** zone

Attached Image (click to enlarge)



Attached Image (click to enlarge)



- [Post 31,488](#)
- [Cleanup](#)
- [Quote](#)
- **Last Post:** Jul 29, 8:35am (17 min ago)



_r61

Joined Dec 2017 | Status: Pivot Trader | [82 Posts](#) | Invisible

AC on watchlist too.

Attached Image (click to enlarge)



Be aware of some news for **AUD** and **CAD** this week

Attached Image (click to enlarge)

This Week: Jul 28 - Aug 3				Up 1h			
Date	Time	Currency	Impact	Detail	Actual	Forecast	Previous
Sun Jul 28							
Mon Jul 29							
Tue Jul 30	10:00pm	CNY	Manufacturing PMI			49.6	49.4
	10:30pm	AUD	CPI q/q			0.5%	0.0%
		AUD	Trimmed Mean CPI q/q			0.4%	0.3%
Wed Jul 31	9:30am	CAD	GDP m/m				0.3%
	10:45pm	CNY	Caixin Manufacturing PMI			49.6	49.4
Thu Aug 1	10:30pm	AUD	Retail Sales m/m			0.3%	0.1%
Fri Aug 2	9:30am	CAD	Trade Balance				0.88

- [Post 31,491](#)
- [Cleanup](#)
- [Quote](#)
- Jul 29, 10:50am (26 hr ago)



_asgharhussai

- Joined Sep 2018 | Status: Member | [186 Posts](#)

My 7 trades all in Profit

Attached Images (click to enlarge)







• [Joined Sep 2018](#) | [Status: Member](#) | [186 Posts](#)

[Quoting armaros](#)

{quote} Please tell me what was the reason to open long EG on M15 chart below R38? They are nice positions (that's why I like to learn) but they was opened according to Davit's system?

Weekly Pivots are **equilibrium** creating bias below sell above buy.

- [Post 31,503](#)
- [Cleanup](#)
- [Quote](#)
- Jul 30, 10:16am (25 hr ago)



• [_ranilo.vince](#)

• [Joined Mar 2018](#) | [Status: Consistency Creates Prosperity](#) | [469 Posts](#)

[Quoting bubincka](#)

Hi traders, any idea on what's wrong with AUD ? 😊 That of course beyond China slowdown, Trump tweets and RBA cuts, it appears to often be weak and over exposed to the slightest news more than other commodity currencies as its cousin NZD or CAD. Looking at these charts wee see it's oversold and at interesting levels, but who has the courage to enter seeing that it is so weak?
{image} {image} {image}

Hello Bubincka,

I believe there's no such thing as oversold or overbought coz we saw that a lot of times where price just keeps going to extreme levels for a few months already.. And it's about time for you to remove your TDI and concentrate on PA most especially on higher TFs.

Also, these are the times we cannot fully rely on pivot zones only for the price to reverse, we have to wait for price confirmation to be more safe.. Like strong reversals on the Daily first(like engulfing candle, pin bar or hammer will do)

Anyway, I cannot answer your question about fundamental, I just believe that news going out are mostly being manipulated, does not matter what they say on news, it's best to look at the charts to know what the market is really doing.

Just my few cents. Probably most will disagree with me, but it's just my opinion.

Good luck and trade well.. 😊

- [Post 31,509](#)
- [Cleanup](#)
- [Quote](#)
- Jul 31, 12:27am (11 hr ago)



• [_asgharhussai](#)

- Joined Sep 2018 | Status: Member | [188 Posts](#)

NJ

EN

Attached Images (click to enlarge)



-  _asgharhussai

- Joined Sep 2018 | Status: Member | [188 Posts](#)

report

Attached Image (click to enlarge)

Symbol	Trades	Buys	Sells	Lots	Buy Lots	Sell Lots	Profit	Loss	Nett P/L	Nett PIPs
NZDJPY	15	0	15	1.25	0.00	1.25	408.19	0.00	408.19	531.30
EURNZD	15	15	0	0.85	0.85	0.00	669.02	0.00	669.02	1788.20
EURCAD	15	0	15	0.85	0.00	0.85	1.97	-157.11	-155.14	-199.90
AUDCAD	15	0	15	1.00	0.00	1.00	88.36	0.00	88.36	177.30
NZDCAD	15	0	15	0.85	0.00	0.85	40.73	0.00	40.73	93.70
EURAUD	21	21	0	1.45	1.45	0.00	840.50	0.00	840.50	1772.60
	96	36	60	6.25	2.30	3.95	2048.77	-157.11	1891.66	4163.20
Report from 2019.07.30 until 2019.07.31									CLOSED trades	

- [Post 31,511](#)
- [Cleanup](#)
- [Quote](#)
- Jul 31, 4:40am (7 hr ago)



[marcnathan88](#)

- Joined Jan 2014 | Status: I think I'm getting the hang of it. | [221 Posts](#)

Update to the last trades I posted. EU and EG.

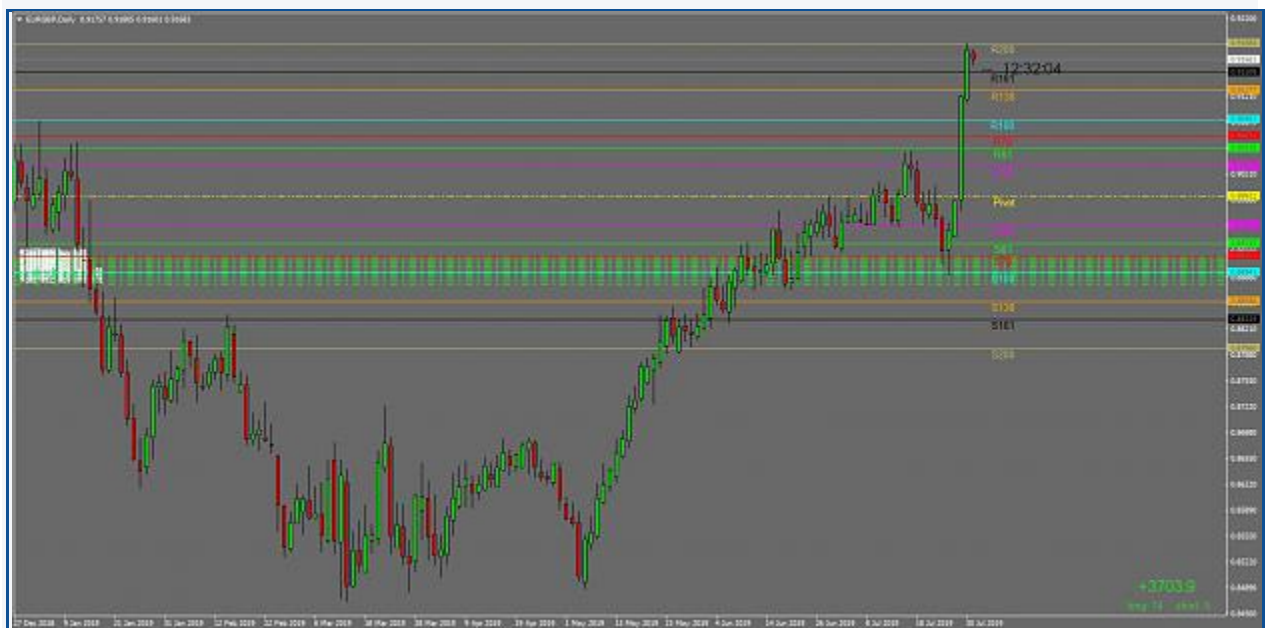
EU is quite struggling to move but price action and pivot points to the same direction and that's the possibility of moving up. Just have to give it some time and let the market do the work.

Attached Image (click to enlarge)



EG meanwhile shot up when I opened my laptop. This particular EG trade taught me what Davit has been teaching all along. Pivots can be used to trade swings. Clearly if you look left it's uptrend. I used S38 to S78 to determine swing low. Having the swing low at these strong levels gave me confidence and confluence that price can possibly move to the upside. It did.

Attached Image (click to enlarge)



- [Post 31,512](#)
- [Cleanup](#)
- [Quote](#)
- Jul 31, 5:07am (6 hr ago)



• [_acsandrei](#)

- Joined Sep 2017 | Status: Wolfe Waver | [105 Posts](#)

[Quoting marcnathan88](#)

Update to the last trades I posted. EU and EG. EU is quite struggling to move but price action and pivot points to the same direction and that's the possibility of moving up. Just have to give it some time and let the market do the work.
{image}

Mmh, i'm don't agree on EU analysy...I see it like this: if you watch EU on D yes, there is a good support level BUT.. on W we are on a bearish trend + last week EU touched nearly WS161, now price can bounce on WPP and drop again...of course with FED news all can happen

[Post 31,513](#)

- [Cleanup](#)
- [Quote](#)
- Jul 31, 5:17am (6 hr ago)



• [_ranilo.vince](#)

- Joined Mar 2018 | Status: Consistency Creates Prosperity | [469 Posts](#)

[Quoting marcnathan88](#)

Update to the last trades I posted. EU and EG. EU is quite struggling to move but price action and pivot points to the same direction and that's the possibility of moving up. Just have to give it some time and let the market do the work.
{image} EG meanwhile shot up when I opened my laptop. This particular EG trade taught me what Davit has been teaching all along. Pivots can be used to trade swings. Clearly if you look left it's uptrend. I used S38 to S78 to determine swing low. Having the swing low at these strong levels gave me confidence and...

Good catch on EG, but make sure to take some profits and protect the rest coz markets not always going to be like that... 😊

[acsandrei](#) is right on EU, it's too early to go long, but who knows, maybe you're right. Just take extra caution and trade safe! 💪

- [Post 31,514](#)
- [Cleanup](#)
- [Quote](#)
- Jul 31, 5:58am (5 hr ago)



Gmo

- Joined Feb 2017 | Status: Member | [119 Posts](#) | Online Now

Articles of Worth!

http://www.bkassetmanagement.com/fea...olds-key_13368

http://www.bkassetmanagement.com/fea...fomc-day_13365

[Post 31,515](#)

- [Cleanup](#)
- [Quote](#)
- Jul 31, 6:01am (5 hr ago)



Gmo

- Joined Feb 2017 | Status: Member | [119 Posts](#) | Online Now

AUDNZD

Finally a reversal. +1291.1 31 trades total. Not all plotted.

Attached Image (click to enlarge)



[Post 31,516](#)

- [Cleanup](#)
- [Quote](#)
- Jul 31, 9:43am (2 hr 1 min ago)



• [_bubincka](#)

- Joined Nov 2009 | Status: You are what you is | [1,647 Posts](#)

[Quoting Gmo](#)

AUDNZD Finally a reversal. +1291.1 31 trades total. Not all plotted. {image}

Timely exit. Missed that and now again in the queue. 😊

- [Post 31,517](#)
- [Cleanup](#)
- [Quote](#)
- **Last Post:** Jul 31, 11:18am (26 min ago)



• [_Opayq](#)

• Joined Aug 2017 | Status: Member | [170 Posts](#)

AUDUSD UPDATE: I started selling AU on 7/22 I'm all out @0.68713

Location + Logic = PiPS

<http://prntscr.com/omjrpf>

Cheers!

• [Post 31,520](#)

• [Cleanup](#)

• [Quote](#)

• Jul 31, 10:08pm (35 hr ago)



• [_ranilo.vince](#)

• Joined Mar 2018 | Status: Consistency Creates Prosperity | [472 Posts](#) | Online Now

[Quoting Romanov102](#)

So the Greenback soars higher on an interest rate cut? I waited for the first pop up. I had 1 position then I added 9 more when it came back down, added another 3 went away for a few hours it appeared to be stabilizing and looking ready to go down. Oh no it based and shot higher and just knocked out my 9 position short contract which were placed well above resistance zones and levels Both the YEN and the USD are getting stronger today. On the left side of my screen are green volume bars as you can see we have lots of higher price action on little...

Yep that's forex baby! Anything can happen now even correlations are not being followed anymore. Getting more tricky now and you have to cope up and adjust if you want to stay consistent...