

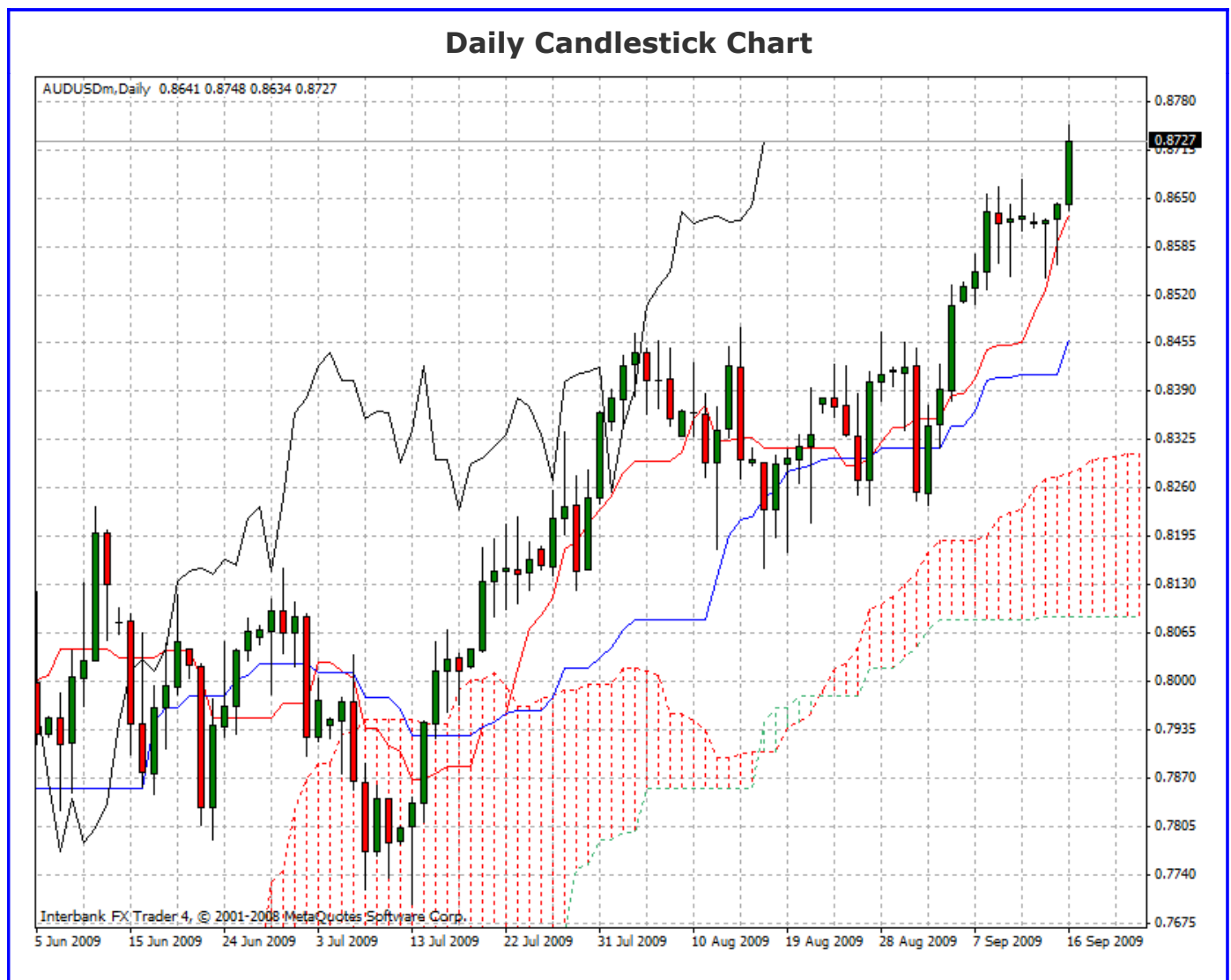
# Daily Market Commentary

## Ichimoku Kinko Hyo

Kumo Warriors

Technical Analysis

16 September 2009  
AUD/USD



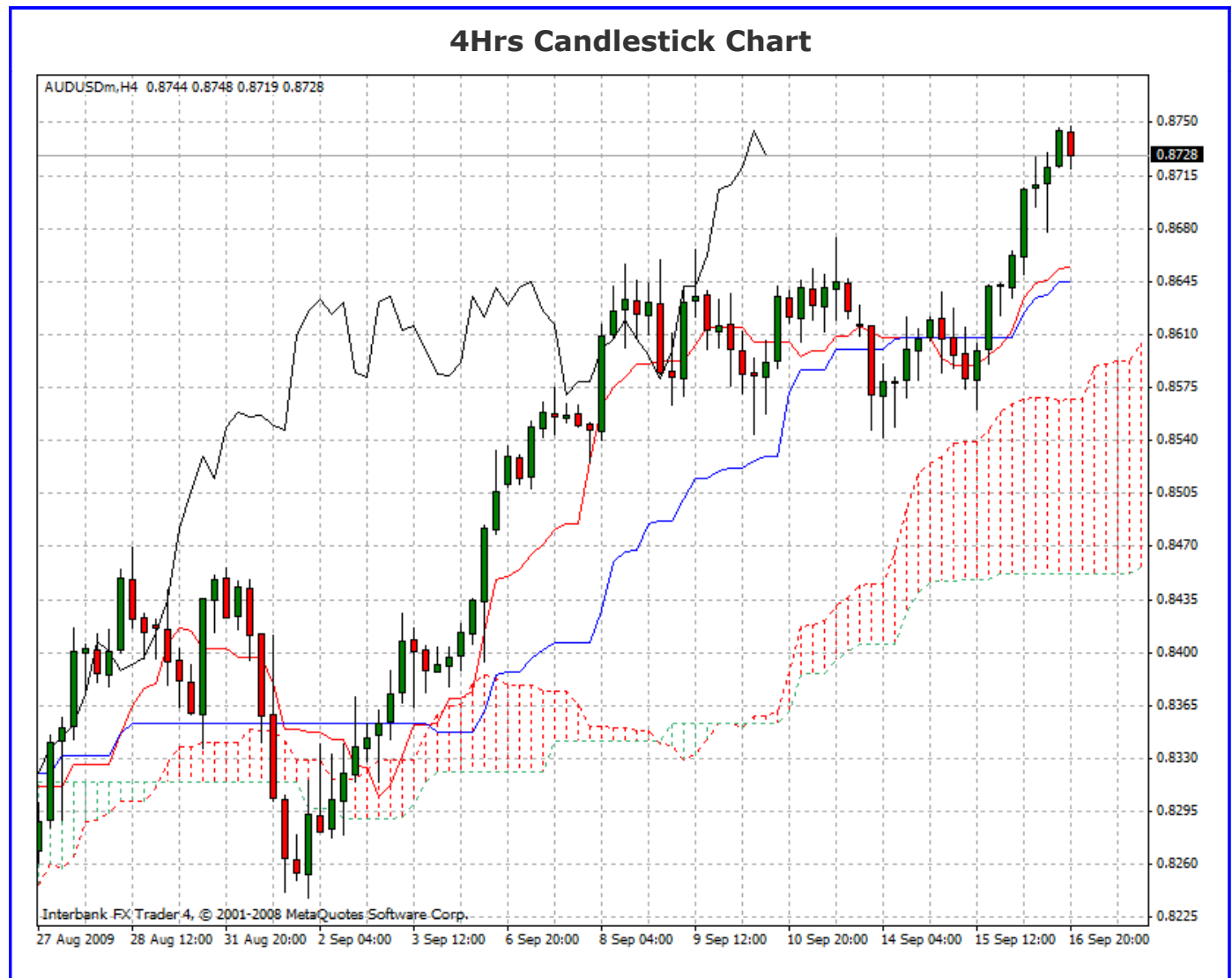
**Disclaimer:** all the data provided on this sheet are based upon the Ichimoku system analysis, all statements and expressions in here are personal opinions, and not meant as investment advice or solicitation.

Forex Factory: <http://www.forexfactory.com/showthread.php?t=190646>

Reports Archive: <http://www.4shared.com/dir/19807073/7e882875/sharing.html>

Email: [KumoWarriors@gmail.com](mailto:KumoWarriors@gmail.com)

**Comment: Well this pair is still bullish on the Daily chart. And as I stated before we were looking to get a push from the Gold bugs to continue the trend upward. This engulfing bullish candle looks strong and the next level of resistance to be break is the .8750. We need a close above this to get to the .8775 area. Gold is pretty high now and has run up today pretty quickly. Look for profit takers to step in before we move up. MM as always!**



**Comment: Still bullish on the 4 hour also!**

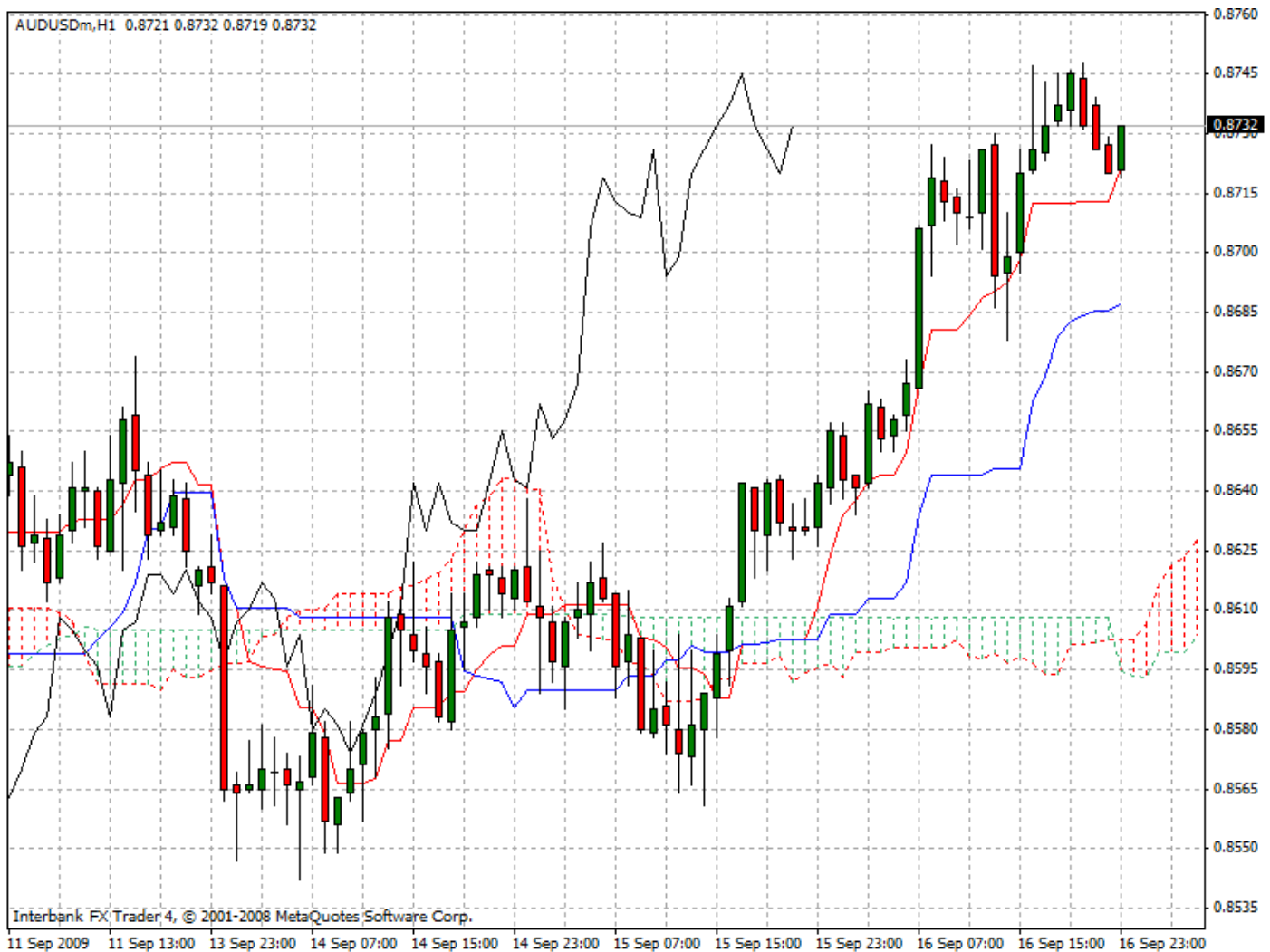
**Disclaimer:** all the data provided on this sheet are based upon the Ichimoku system analysis, all statements and expressions in here are personal opinions, and not meant as investment advice or solicitation.

Forex Factory: <http://www.forexfactory.com/showthread.php?t=190646>

Reports Archive: <http://www.4shared.com/dir/19807073/7e882875/sharing.html>

Email: [KumoWarriors@gmail.com](mailto:KumoWarriors@gmail.com)

## 1Hr Candlestick Chart



**Comment: Neutral Bullish with first level of support at Tenkan.**

Trends	
Major Trend (D)	<b>Strong Bull</b>
Median Trend (4hr)	<b>Strong Bull</b>
Minor Trend (1Hr)	<b>Neutral Bull</b>

**Conclusion:** Well the gold bug has bitten and the AUD/USD likes it. As long as Gold remains hot above 1000, this pair will more then likely be actively bullish. It hasn't really had a large break out in new territory, but it is certainly possible. See Daily above for technical view. Use MM!

**Disclaimer:** all the data provided on this sheet are based upon the Ichimkou system analysis, all statements and expressions in here are personal opinions, and not meant as investment advice or solicitation.

Forex Factory: <http://www.forexfactory.com/showthread.php?t=190646>

Reports Archive: <http://www.4shared.com/dir/19807073/7e882875/sharing.html>

Email: [KumoWarriors@gmail.com](mailto:KumoWarriors@gmail.com)