

Weekly Analysis

GBP USD

By Krmo

Sep. 2, 09

4:07 PM

Major Trend (Weekly) – Neutral / Short

Medium Trend (Daily) – Short

Minor Trend (4 Hour) – Neutral / Short

Summary

I will be looking for short trades on this pair as soon as price is trading below the TsKS on the 4 Hour chart.

Should the price break through the 4 hour KUMO to the upside I will have to re-evaluate my short position.

***** See following pages for chart analysis*****

Disclaimer: all the data provided on this sheet are based upon the Ichimkou system analysis, All statements and expressions in here are my personal opinions, and not meant as investment advice or solicitation .For more information please visit

<http://www.forexfactory.com/showthread.php?t=190646>

Weekly Analysis

GBP USD

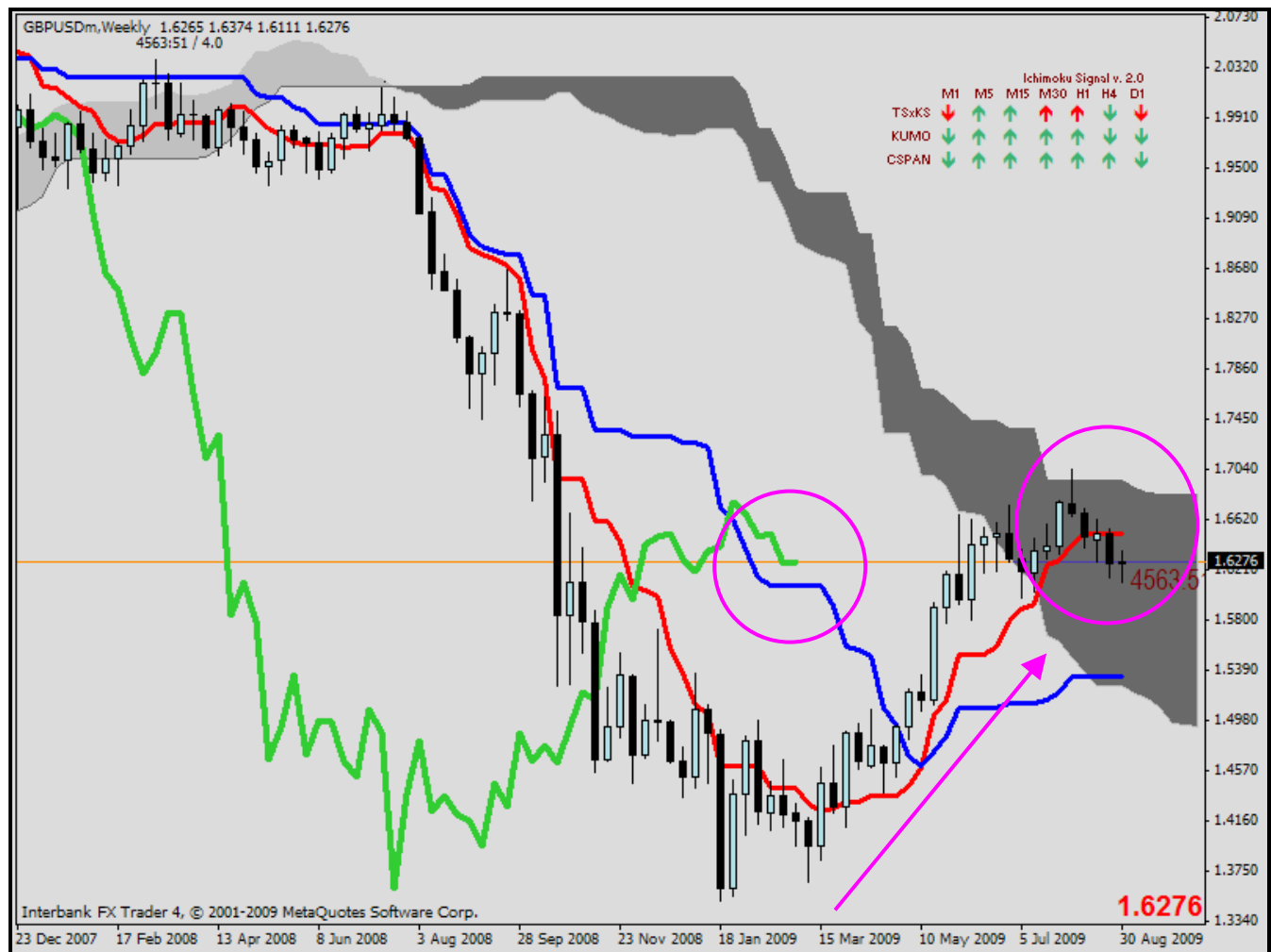
By Krmo

Sep. 2, 09

4:07 PM

Major Trend (Weekly) – Neutral / **Short**

Trading levels are within the KUMO with a bounce off the top and price below the Ts.
We had a weak TsKs cross in May 2009 to the upside. We are in a 4 week pullback against the current up direction.



Disclaimer: all the data provided on this sheet are based upon the Ichimoku system analysis, All statements and expressions in here are my personal opinions, and not meant as investment advice or solicitation .For more information please visit <http://www.forexfactory.com/showthread.php?t=190646>

Weekly Analysis

GBP USD

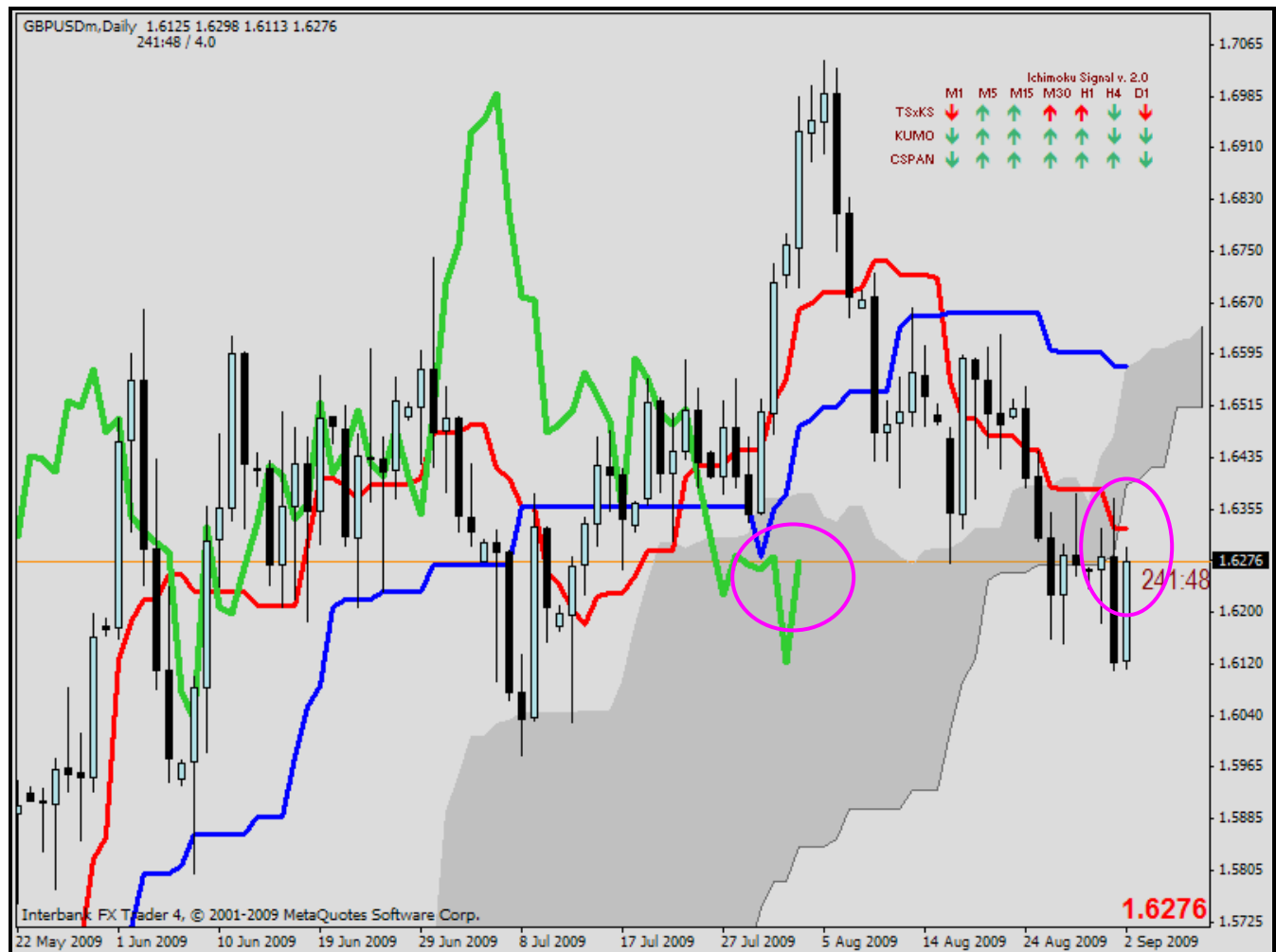
By Krmo

Sep. 2, 09

4:07 PM

Medium Trend (Daily) – Short

We had Weak TsKs cross to the downside at the beginning of August. Trading has passed through the KUMO. We have a good Cs for the short side.



Disclaimer: all the data provided on this sheet are based upon the Ichimoku system analysis, All statements and expressions in here are my personal opinions, and not meant as investment advice or solicitation .For more information please visit <http://www.forexfactory.com/showthread.php?t=190646>

Weekly Analysis

GBP USD

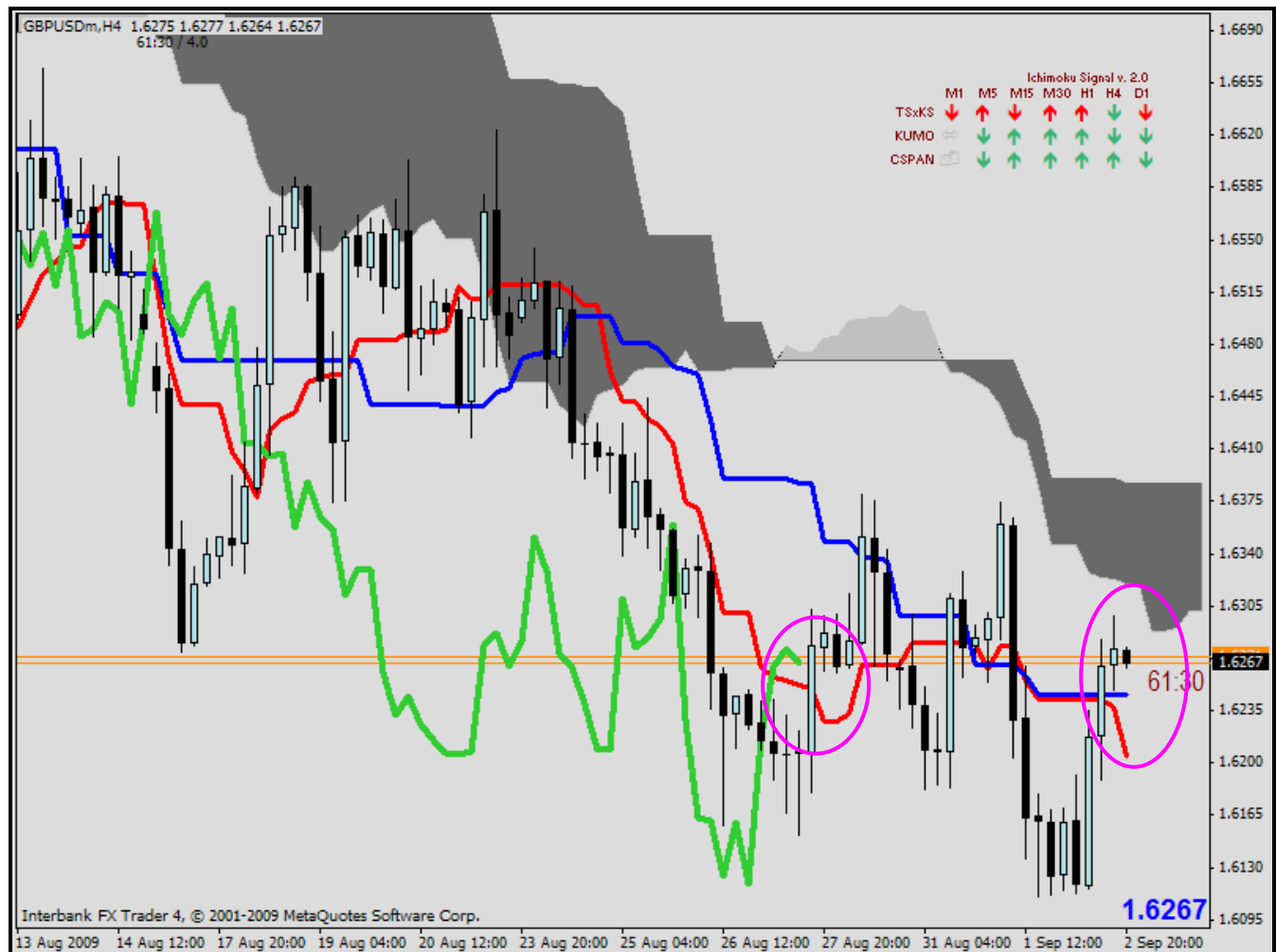
By Krmo

Sep. 2, 09

4:07 PM

Minor Trend (4 Hour) – Neutral / Short

Trading is between the KUMO and TsKs. We have a new TsKs to the downside but we are looking for price to bounce off the KUMO and to trade below the TsKS. Also need a Cs on the downside.



Disclaimer: all the data provided on this sheet are based upon the Ichimkou system analysis, All statements and expressions in here are my personal opinions, and not meant as investment advice or solicitation .For more information please visit <http://www.forexfactory.com/showthread.php?t=190646>