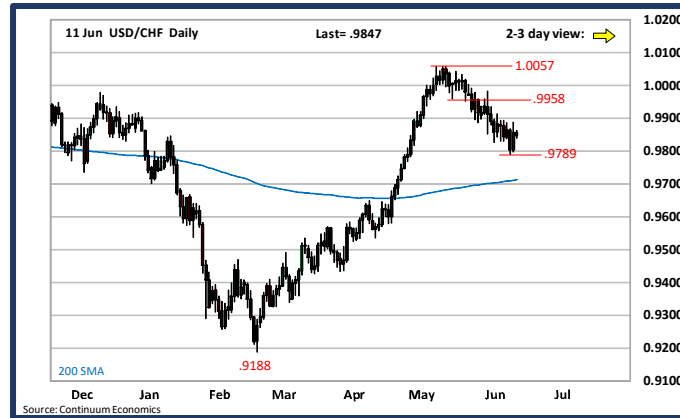


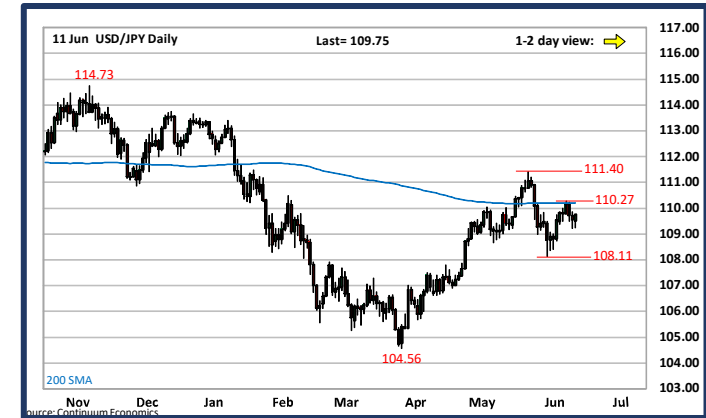
EUR/USD Daily



USD/CHF Daily



USD/JPY Daily



EUR/CHF Daily



GBP/USD Daily



EUR/GBP Daily



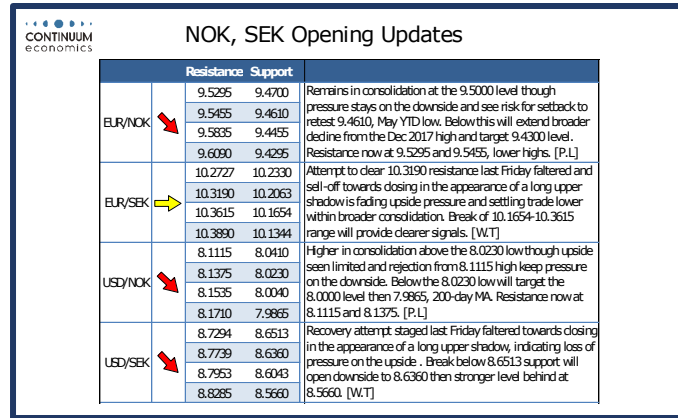
Strong uptrend Weak uptrend or higher in range Sideways or in range Weak downtrend or lower in range Strong downtrend

Copyright and Disclaimer. Analyst Certification: I, Paul Bednarczyk, certify that the views expressed herein are those of the 4CAST Research Team and are clear, fair and not misleading at the time of publication. They have not been influenced by any relationship, either a personal relationship of mine or a relationship of the firm, to any entity described or referred to herein nor to any client of 4CAST nor has any inducement been received in relation to those views. I further certify that in the preparation and publication of this report I have at all times followed all relevant 4CAST compliance protocols including those reasonably seeking to prevent the receipt or misuse of material non-public information. Disclaimer: 4CAST-RGE LIMITED (company number: 10179978) and all of its affiliates (hereafter, 4CAST) do not conduct "investment research" as defined in the FCA Conduct of Business Sourcebook (COBS) section 12 nor do they provide "advice about securities" as defined in the Regulation of Investment Advisors by the U.S. SEC. 4CAST is not regulated by the SEC or by the FCA or by any other regulatory body. This research report has not been prepared in accordance with legal requirements designed to promote the independence of investment research and is not subject to any prohibition on dealing ahead of the dissemination of investment research. Nonetheless, 4CAST has an internal policy that prohibits "front-running" and that is designed to minimize the risk of receiving or misusing confidential or potentially material non-public information. The views and conclusions expressed here may be changed without notice. 4CAST, its partners and employees make no representation about the completeness or accuracy of the data, calculations, information or opinions contained in this report. This report may not be copied, redistributed or reproduced in part or whole without 4CAST's express permission. Information contained in this report or relied upon in its construction may previously have been disclosed under a consulting agreement with one or more clients. The prices of securities referred to in the report may rise or fall and past performance and forecasts should not be treated as a reliable indicator of future performance or results. This report is not directed to you if 4CAST is barred from doing so in your jurisdiction. Nor is it an offer or solicitation to buy or sell securities or to enter into any investment transaction or use any investment service..

NOK/SEK Daily



NOK, SEK Opening Updates



EUR/NOK Daily



EUR/SEK Daily



USD/NOK Daily



USD/SEK Daily



Strong uptrend
 Weak uptrend or higher in range
 Sideways or in range
 Weak downtrend or lower in range
 Strong downtrend

Copyright and Disclaimer. Analyst Certification: I, Paul Bednarczyk, certify that the views expressed herein are those of the 4CAST Research Team and are clear, fair and not misleading at the time of publication. They have not been influenced by any relationship, either a personal relationship of mine or a relationship of the firm, to any entity described or referred to herein nor to any client of 4CAST nor has any inducement been received in relation to those views. I further certify that in the preparation and publication of this report I have at all times followed all relevant 4CAST compliance protocols including those reasonably seeking to prevent the receipt or misuse of material non-public information. Disclaimer: 4CAST-RGE LIMITED (company number: 10179978) and all of its affiliates (hereafter, 4CAST) do not conduct "investment research" as defined in the FCA Conduct of Business Sourcebook (COBS) section 12 nor do they provide "advice about securities" as defined in the Regulation of Investment Advisors by the U.S. SEC. 4CAST is not regulated by the SEC or by the FCA or by any other regulatory body. This research report has not been prepared in accordance with legal requirements designed to promote the independence of investment research and is not subject to any prohibition on dealing ahead of the dissemination of investment research. Nonetheless, 4CAST has an internal policy that prohibits "front-running" and that is designed to minimize the risk of receiving or misusing confidential or potentially material non-public information. The views and conclusions expressed here may be changed without notice. 4CAST, its partners and employees make no representation about the completeness or accuracy of the data, calculations, information or opinions contained in this report. This report may not be copied, redistributed or reproduced in part or whole without 4CAST's express permission. Information contained in this report or relied upon in its construction may previously have been disclosed under a consulting agreement with one or more clients. The prices of securities referred to in the report may rise or fall and past performance and forecasts should not be treated as a reliable indicator of future performance or results. This report is not directed to you if 4CAST is barred from doing so in your jurisdiction. Nor is it an offer or solicitation to buy or sell securities or to enter into any investment transaction or use any investment service..

Danske Technical Update

Powered by  4CAST
4castweb.com



Published - 11 June 2018 05:38

		Trends	Res 4	Res 3	Res 2	Res 1	Spot	Sup 1	Sup 2	Sup 3	Sup 4	MA20	MA50	MA200	RSI 9
Scandies	EUR/SEK	→	10.3890	10.3615	10.3190	10.2727	10.2615	10.2330	10.2063	10.1654	10.1344	10.2682	10.3508	9.9687	45
	EUR/NOK	↘	9.6090	9.5835	9.5455	9.5295	9.4931	9.4700	9.4610	9.4455	9.4295	9.5238	9.5828	9.5875	41
	USD/SEK	↘	8.8285	8.7953	8.7739	8.7294	8.7007	8.6513	8.6360	8.6043	8.5660	8.7537	8.6372	8.3014	43
	USD/NOK	↘	8.1710	8.1535	8.1375	8.1115	8.0490	8.0410	8.0230	8.0040	7.9865	8.1185	7.9961	7.9845	39
	EUR/DKK	↗	7.4582	7.4560~	7.4525~	7.4515~	7.4488	7.4430-40	7.4395	7.4385	7.4340~	7.4466	7.4479	7.4453	60
	NOK/SEK	→	1.0954	1.0905	1.0848	1.0830	1.0804	1.0768	1.0754	1.0723	1.0703	1.0773	1.0793	1.0390	55
Majors	EUR/USD	↗	1.1938	1.1900	1.1840	1.1810	1.1790	1.1727	1.1713	1.1653	1.1617	1.1728	1.1985	1.2009	55
	USD/JPY	→	111.40	110.80	110.27	109.85	109.74	109.20	109.00	108.39	108.11	109.85	108.90	110.19	52
	EUR/GBP	→	.8886	.8843	.8838	.8810	0.8793	.8759	.8724	.8698	.8681	0.8760	0.8752	0.8831	56
	GBP/USD	→	1.3572	1.3528	1.3493	1.3470	1.3407	1.3352	1.3300	1.3254	1.3203	1.3386	1.3693	1.3598	50
	USD/CHF	→	0.9983	0.9958	0.9913	0.9888	0.9851	0.9789	0.9768	0.9724	0.9713	0.9911	0.9842	0.9712	42
	EUR/JPY	→	131.25	130.60	130.28	129.73	129.40	128.11	127.72	127.32	126.33	128.84	130.51	132.29	55
	EUR/CHF	→	1.1707	1.1674	1.1662	1.1640	1.1618	1.1537	1.1502	1.1464	1.1427	1.1625	1.1795	1.1660	50
	AUD/USD	→	.7713	.7677	.7640	.7627	0.7604	.7556	.7515	.7476	.7447	0.7568	0.7602	0.7748	54
	USD/CAD	→	1.3124	1.3100	1.3078	1.3047	1.2962	1.2931	1.2820	1.2760	1.2675	1.2905	1.2819	1.2675	56
	NZD/USD	↗	.7154	.7123	.7096	.7060	0.7039	.6998	.6960	.6900	.6883	0.6958	0.7077	0.7121	64
	EUR/CAD	↑	1.5442	1.5400	1.5388	1.5361	1.5290	1.5224	1.5150	1.5100	1.5082	1.5136	1.5363	1.5223	60
	GBP/JPY	↘	148.75	148.17	148.10	147.43	147.1400	146.02	145.82	144.49	144.10	147.0280	149.0876	149.7741	52
EM	USD/CNH	↗	6.4475	6.4322	6.4180	6.4096	6.4010	6.3854	6.3754	6.3703	6.3455	6.3837	6.3395	6.4544	59
	USD/ZAR	↑	13.8475	13.5000	13.4000	13.3400	13.0584	12.8929	12.6000	12.5000	12.4000	12.6529	12.4024	12.7209	69
	USD/BRL	→	4.2500	4.0000	3.9671	3.8454	3.7091	3.6960	3.6433	3.6000	3.5575	3.7158	3.5573	3.3136	48
	USD/MXN	↗	21.000	20.745	20.690	20.655	20.326	20.216	20.036	19.885	19.856	19.907	19.180	18.836	65
	EUR/PLN	→	4.3535	4.3395	4.3220~	4.3030	4.2769	4.2550	4.2425~	4.2350~	4.2050	4.2921	4.2444	4.2208	47
	EUR/CZK	→	26.10~	25.952	25.944	25.813	25.745	25.570	25.50-5~	25.45~	25.43~	25.711	25.535	25.576	54
	EUR/HUF	↗	326.75	323.90	321.85	320.85	319.51	318.50~	316.55	315.15	313.40~	318.51	314.88	311.85	61
	EUR/TRY	↘	5.6375	5.5000	5.4715	5.4000	5.2621	5.2000	5.1400	5.0820	5.0000	5.3323	5.1389	4.6783	46
	USD/PLN	↗	3.7936	3.7656	3.7145	3.6750	3.6285	3.5972	3.5562	3.5402	3.5160	3.6610	3.5455	3.5176	44
	USD/RUB	↗	64.25	63.95	63.15	62.90~	62.30	62.00~	61.55	61.45	60.99	62.04	61.87	58.70	53
Other Markets	S&P 500 Futures	→	2814	2800	2789	2783	2781	2750	2717	2691	2651	2739	2694	2653	69
	DAX Futures	↘	13596	13206	13000	12925	12755	12540	12322	12000	11706	12884	12667	12760	45
	US 10y Futures	↗	121-03	120-24	120-15	120-00+	119.14	119-04	118.30	118.16	118.09	126.93	122.88	120.95	74
	Bund Futures	→	162.00	161.66	161.31	161.22	161.13	160.00	159.39	159.25	159.00	159.50	159.36	160.62	48
	WTI Oil Futures	↗	70.00	69.25	68.67	67.70	65.63	64.80	64.22	64.00	63.10	68.57	67.81	59.95	38

Copyright and Disclaimer. Analyst Certification: I, Paul Bednarczyk, certify that the views expressed herein are those of the 4CAST Research Team and are clear, fair and not misleading at the time of publication. They have not been influenced by any relationship, either a personal relationship of mine or a relationship of the firm, to any entity described or referred to herein nor to any client of 4CAST nor has any inducement been received in relation to those views. I further certify that in the preparation and publication of this report I have at all times followed all relevant 4CAST compliance protocols including those reasonably seeking to prevent the receipt or misuse of material non-public information. Disclaimer: 4CAST-RGE LIMITED (company number: 10179978) and all of its affiliates (hereafter, 4CAST) do not conduct "investment research" as defined in the FCA Conduct of Business Sourcebook (COBS) section 12 nor do they provide "advice about securities" as defined in the Regulation of Investment Advisors by the U.S. SEC. 4CAST is not regulated by the SEC or by the FCA or by any other regulatory body. This research report has not been prepared in accordance with legal requirements designed to promote the independence of investment research and is not subject to any prohibition on dealing ahead of the dissemination of investment research. Nonetheless, 4CAST has an internal policy that prohibits "front-running" and that is designed to minimize the risk of receiving or misusing confidential or potentially material non-public information. The views and conclusions expressed here may be changed without notice. 4CAST, its partners and employees make no representation about the completeness or accuracy of the data, calculations, information or opinions contained in this report. This report may not be copied, redistributed or reproduced in part or whole without 4CAST's express permission. Information contained in this report or relied upon in its construction may previously have been disclosed under a consulting agreement with one or more clients. The prices of securities referred to in the report may rise or fall and past performance and forecasts should not be treated as a reliable indicator of future performance or results. This report is not directed to you if 4CAST is barred from doing so in your jurisdiction. Nor is it an offer or solicitation to buy or sell securities or to enter into any investment transaction or use any investment service..

www.danskeresearch.com

		Trends	Res 4	Res 3	Res 2	Res 1	Spot	Sup 1	Sup 2	Sup 3	Sup 4	MA20	MA 50	MA 200	RSI 9
Scandies	EUR/SEK	→	10.3890 26 Apr low	10.3615 30 May high	10.3190 31 May high	10.2727 intraday level	10.2615	10.2330 7 Jun low	10.2063 28 May low	10.1654 25 May low	10.1344 23 Mar low	10.2682	10.3508	9.9687	45
	EUR/NOK	↘	9.6090 29 May high	9.5835 1 Jun high	9.5455 6 Jun high	9.5295 8 Jun high	9.4931	9.4700 8 Jun low	9.4610 25 May low	9.4455 9 Nov 17 low	9.4295 7 Nov 17 low	9.5238	9.5828	9.5875	41
	USD/SEK	↘	8.8285 4 Jun high	8.7953 5 Jun high	8.7739 8 Jun high	8.7294 intraday level	8.7007	8.6513 7 Jun low	8.6360 22 May low	8.6043 15 May low	8.5660 11 May low	8.7537	8.6372	8.3014	43
	USD/NOK	↘	8.1710 30 May low	8.1535 5 Jun high	8.1375 1 Jun low	8.1115 8 Jun high	8.0490	8.0410 8 Jun low	8.0230 7 Jun low	8.0040 15 May low	7.9865 200-day MA	8.1185	7.9961	7.9845	39
	EUR/DKK	↗	7.4582 Sep-16 high	7.4560~ end-Mar, start-Apr	7.4525~ May high	7.4515~ May highs	7.4488	7.4430-40 early Jun high voln	7.4395 29-May YTD low	7.4385 Nov-17 low	7.4340~ fr mid-Jun lows	7.4466	7.4479	7.4453	60
	NOK/SEK	→	1.0954 8 May high	1.0905 4 May low	1.0848 23 May high	1.0830 8 Jun high	1.0804	1.0768 7 Jun low	1.0754 1 Jun low	1.0723 31 May low	1.0703 28 May low	1.0773	1.0793	1.0390	55
Majors	EUR/USD	↗	1.1938 15 May high	1.1900 figure	1.1840 7 Jun high	1.1810 8 Jun high	1.1790	1.1727 8 Jun low	1.1713 6 Jun low	1.1653 4, 5 Jun lows	1.1617 1 Jun low	1.1728	1.1985	1.2009	55
	USD/JPY	→	111.40 21 May high	110.80 22 May low	110.27 6 Jun high	109.85 8 Jun high	109.74	109.20 8 Jun low	109.00 31 May high	108.39 31 May low	108.11 29 May low, 50%	109.85	108.90	110.19	52
	EUR/GBP	→	.8886 13 Mar high	.8843 4 May high	.8838 7 Jun high, 200-d	.8810 1 Jun high	0.8793	.8759 8 Jun low	.8724 5 Jun low	.8698 29, 30 May lows	.8681 26 Apr low	0.8760	0.8752	0.8831	56
	GBP/USD	→	1.3572 15 May high	1.3528 18 May high	1.3493 21 May high	1.3470 7 Jun high	1.3407	1.3352 8 Jun low	1.3300 5 Jun low	1.3254 1 Jun low	1.3203 29 May low	1.3386	1.3693	1.3598	50
	USD/CHF	→	0.9983 29 May high	0.9958 14 May high	0.9913 1 Jun high	0.9888 8 Jun high	0.9851	0.9789 7 Jun low	0.9768 24 Apr low	0.9724 19 Apr high	0.9713 200-day MA	0.9911	0.9842	0.9712	42
	EUR/JPY	→	131.25 trendline from Feb	130.60 22 May low	130.28 7 Jun high	129.73 8 Jun high	129.40	128.11 8 Jun low	127.72 31 May high	127.32 30 May high	126.33 31 May low	128.84	130.51	132.29	55
	EUR/CHF	→	1.1707 21 May low	1.1674 50% May down-le	1.1662 200-day MA	1.1640 6 Jun high	1.1618	1.1537 8 Jun low	1.1502 1 Jun low	1.1464 31 May low	1.1427 30 May low	1.1625	1.1795	1.1660	50
	AUD/USD	→	.7713 1 Mar low	.7677 6 Jun high	.7640 intraday level	.7627 8 Jun high	0.7604	.7556 4 Jun low	.7515 1 Jun low	.7476 30 May low	.7447 16 May low	0.7568	0.7602	0.7748	54
	USD/CAD	→	1.3124 19 Mar high	1.3100 figure	1.3078 21 Mar high	1.3047 29 May high	1.2962	1.2931 07 Jun low	1.2820 50-day MA	1.2760 100-day MA	1.2675 200-day MA	1.2905	1.2819	1.2675	56
	NZD/USD	↗	.7154 21 Mar low	.7123 200-day MA, 50%	.7096 27 Apr high	.7060 6 Jun high	0.7039	.6998 5 Jun low	.6960 28 May high	.6900 figure	.6883 30 May low	0.6958	0.7077	0.7121	64
	EUR/CAD	↗	1.5442 8 May (w) high	1.5400 break level	1.5388 38.2% ret of Mar-18	1.5361 7 Jun high	1.5290	1.5224 28 May break level	1.5150 intraday break level	1.5100 intraday break level	1.5082 1 Jun low	1.5136	1.5363	1.5223	60
	GBP/JPY	↘	148.75 17-22 May lows	148.17 16 May low	148.10 7 Jun high	147.43 8 Jun high	147.14	146.02 5 Jun low	145.82 4 Jun low	144.49 1 Jun low	144.10 31 May low	147.03	149.09	149.77	52
EM	USD/CNH	↗	6.4475 16 Jan high	6.4322 30 May high	6.4180 4 Jun high	6.4096 5 Jun high	6.4010	6.3854 8 Jun low	6.3754 6 Jun low	6.3703 24 May low	6.3455 22 May low	6.3837	6.3395	6.4544	59
	USD/ZAR	↗	13.8475 76.4% ret of Nov-17	13.5000 congestion	13.4000 61.8% ret of Nov-17	13.3400 18 Dec 17 (w) high	13.058	12.8929 21 May break level	12.6000 congestion	12.5000 congestion	12.4000 congestion	12.653	12.402	12.721	69
	USD/BRL	→	4.2500 Sep-15 high	4.0000 figure	3.9671 07 Jun high	3.8454 07 Jun low	3.7091	3.6960 08 Jun low	3.6433 38.2% from Jan	3.6000 break level	3.5575 50-day MA	3.7158	3.5573	3.3136	48
	USD/MXN	↗	21.000 figure	20.745 projection	20.690 20 Feb 17 high	20.655 intraday high	20.326	20.216 06 Jun low	20.036 21 May high	19.885 break level	19.856 04 Jun low	19.907	19.180	18.836	65
	EUR/PLN	→	4.3535 March spike high	4.3395 30-May am YTD h	4.3220~ 31-May, 1-Jun high	4.3030 4-Jun high	4.2769	4.2550 14-May low	4.2425~ March, April highs	4.2350~ early May lows	4.2050 27 & 30-Apr pullb	4.2921	4.2444	4.2208	47
	EUR/CZK	→	26.10~ Aug-Sep-17 high	25.952 Dec-17 high	25.944 29-May YTD high	25.813 4-Jun high	25.745	25.570 5-Jun low	25.50-5~ early May high voln	25.45~ early May lows	25.43~ 1-year trend chan	25.711	25.535	25.576	54
	EUR/HUF	↗	326.75 Jan-05 spike high	323.90 16-Jan-16 high/bi	321.85 Jun-16 high	320.85 May YTD high	319.51	318.50~ Mon-Thurs high vc	316.55 6-Jun spike low	315.15 Dec/2017 & Dec-17	313.40~ 4 & 7-May lows	318.51	314.88	311.85	61
	EUR/TRY	↘	5.6375 24 May high	5.5000 congestion	5.4715 50% ret of 23 May	5.4000 congestion	5.2621	5.2000 congestion	5.1400 break level	5.0820 76.4% ret of 30 Apr	5.0000 psychological	5.3323	5.1389	4.6783	46
	USD/PLN	↗	3.7936 50% from Dec-16	3.7656 30 May high	3.7145 01 Jun high	3.6750 break level	3.6285	3.5972 07 Jun low	3.5562 50% from Apr-18	3.5402 50-day MA	3.5160 200-day MA	3.6610	3.5455	3.5176	44
	USD/RUB	↗	64.25 2-May high	63.95 10-Apr high	63.15 10-May high	62.90~ 29 & 30-May highs	62.30	62.00~ trend-May high vc	61.55 7-Jun low	61.45 25-May low	60.99 Jul-17 high	62.04	61.87	58.70	53
Other Markets	S&P 500 Futures	→	2814 13 Mar high	2800 figure	2789 14 Mar high	2783 07 Jun high	2781	2750 21 Mar high	2717 100-day MA	2691 50-day MA	2651 200-day MA	2739	2694	2653	69
	DAX Futures	↘	13596 23 Jan high	13206 22 May high	13000 figure	12925 05 Jun high	12755	12540 31 May low	12322 25 Apr low	12000 figure	11706 26 Mar low	12884	12667	12760	45
	US 10y Futures	↗	121-03 30 May high	120-24 break level	120-15 31 May high	120-00+ 07 Jun high	119.14	119-04 07 Jun low	118.30 24 May low	118.16 23 May low	118.09 21 May high	126.93	122.88	120.95	74
	Bund Futures	→	162.00 congestion	161.66 5 Jun high	161.31 6 Jun high	161.22 50% ret of May-Jun	161.13	160.00 congestion	159.39 8 Jun low	159.25 50% ret of Feb-Mar	159.00 congestion	159.50	159.36	160.62	48
	WTI Oil Futures	↗	70.00 break level	69.25 late-Apr highs	68.67 late-Apr highs	67.70 50-day MA	65.63	64.80 100-day MA	64.22 05 Jun low	64.00 figure	63.10 lower TL	68.57	67.81	59.95	38

Copyright and Disclaimer. Analyst Certification: I, Paul Bednarczyk, certify that the views expressed herein are those of the 4CAST Research Team and are clear, fair and not misleading at the time of publication. They have not been influenced by any relationship, either a personal relationship of mine or a relationship of the firm, to any entity described or referred to herein nor to any client of 4CAST nor has any inducement been received in relation to those views. I further certify that in the preparation and publication of this report I have at all times followed all relevant 4CAST compliance protocols including those reasonably seeking to prevent the receipt or misuse of material non-public information. Disclaimer: 4CAST-RGE LIMITED (company number: 10179978) and all of its affiliates (hereafter, 4CAST) do not conduct "investment research" as defined in the FCA Conduct of Business Sourcebook (COBS) section 12 nor do they provide "advice about securities" as defined in the Regulation of Investment Advisors by the U.S. SEC. 4CAST is not regulated by the SEC or by the FCA or by any other regulatory body. This research report has not been prepared in accordance with legal requirements designed to promote the independence of investment research and is not subject to any prohibition on dealing ahead of the dissemination of investment research. Nonetheless, 4CAST has an internal policy that prohibits "front-running" and that is designed to minimize the risk of receiving or misusing confidential or potentially material non-public information. The views and conclusions expressed here may be changed without notice. 4CAST, its partners and employees make no representation about the completeness or accuracy of the data, calculations, information or opinions contained in this report. This report may not be copied, redistributed or reproduced in part or whole without 4CAST's express permission. Information contained in this report or relied upon in its construction may previously have been disclosed under a consulting agreement with one or more clients. The prices of securities referred to in the report may rise or fall and past performance and forecasts should not be treated as a reliable indicator of future performance or results. This report is not directed to you if 4CAST is barred from doing so in your jurisdiction. Nor is it an offer or solicitation to buy or sell securities or to enter into any investment transaction or use any investment service..