























































PLAN/RULE QUALIFIERS


(most rule qualifiers can be set for different timeframes and different past periods)

FEATURES	fxRulesEngine LITE without free registration	fxRulesEngine LITE + free registration	fxRulesEngine Commercial Edition
RULE MANAGEMENT			
ONCE one-time use only			
REPEATMINUTES restricts rule checking to specified minutes between 1 and 1440			
REPEAT restricts rule checking to every 60 minutes			
DONOTHING will not execute unless called by Instruction EXECUTERULE			
ACCOUNTTYPE restricts Rule to DEMO, TESTER, and LIVE			
FLAGON executes Rule flag is set on			
FLAGOFF executes Rule flag is set off			
RISK MANAGEMENT			
PLANLOSS <i>Property Setting</i> set level of maximum trading plan loss			
PLANLOSS <i>Rule Qualifier</i> set level of maximum trading plan loss			
PLANMAXPROFITLOSS prevents subsequent losses after achieving plan profit target			
MAXLOSS max order losses over number of days			
PRICE LEVEL MANAGEMENT			

PRICE cross through a price level			
UP closing price is above opening price for period			
DOWN closing price is below opening price for period			
ABOVEPRICE above a price level			
BELOWPRICE below a price level			
ABOVEHIGHEST high is above highest of previous periods			
BELOWLOWEST low is below lowest of previous periods			
HIGHESTSINCE			
LOWESTSINCE			
ABOVEORDEROPEN market close price above order opening price			
BELOWORDEROPEN market close price below order opening price			
HISTORICAL PRICE/VOLUME COMPARISONS			
PERIOD1ABOVEPERIOD2 compares open,close,high, or low of two different periods			
VOLUME1ABOVEVOLUME2			
MOVING AVERAGES - SIMPLE (SMA) and EXPONENTIAL (EMS)			
ABOVESMA closing price above SMA			
BELOWSMA closing price below SMA			
SMA1ABOVESMA2 calculation of one SMA above another			
















ABOVEEMA closing price above EMA			
BELOWEMA closing price below EMA			
EMA1ABOVEEMA2 calculation of one EMA above another			
SMAABOVEEMA calculation of SMA above EMA			
EMAABOVESMA calculation of EMA above SMA			
HIGHABOVESMA high price above SMA			
LOWBELOWSMA low price below SMA			
Relative Strength Index (RSI)			
RSIABOVE RSI calculation above a value			
RSIBELOW RSI calculation below a value			
RSI1ABOVERSI2 value of one RSI above another			
Community Channel Index (CCI)			
CCIABOVE CCI calculation above a value			
CCIBELOW CCI calculation below a value			
Average Directional Index (ADX)			
ADXABOVE ADX calculation above a value			
ADXBELOW ADX calculation below a value			
Williams' Percentage Range (WPR)			
WPRABOVE WPR calculation above a value			
WPRBELOW WPR calculation below a value			

Stochastic			
ABOVESTOCHASTIC Price above Stochastic (main or signal)			
BELOWSTOCHASTIC Price below Stochastic (main or signal)			
STOCH1ABOVESTOCH2 One Stochastic calculation above another			
Bollinger Bands			
ABOVEBOLLINGER			
ABOVEBOLLINGERHIGH			
BELOWBOLLINGER			
BELOWBOLLINGERLOW			
Moving Average Convergence Divergence (MACD)			
MACD1ABOVEMACD2			
Parabolic Stop and Reverse (PSAR)			
ABOVEPSAR			
BELOWPSAR			
Candlestick Patterns			
CANDLE:BULLISHPINBAR			
CANDLE:BEARISHPINBAR			
CANDLE:ENGULFING			
Trading Times			
DATE			

AFTERDATE			
BEFOREDATE			
USETRADINGTIMES			
EXCLUDETRADINGTIMES			

INSTRUCTIONS

OPENORDER Auto stop loss, take profit, and lot size optional			
MODIFYORDER modify stop loss and take profit settings			
CLOSEORDER Partially or fully close an order			
CLOSEORDERS close orders by ALL, SELL, BUY, LOSS, PROFIT			
TRAILSTOPS Modify stop loss settings if order profitable and reaches break-even target. Calculates using ATR.			
PLANNAME Assign name to column in CSV export of trades for a plan			
EXECUTERULE Manually execute a Rule with the Rule number			
EXECUTEINSTRUCTION Manually execute an Instruction with the Rule number and Instruction number			
EXECUTERANDOMINSTRUCTION Randomly execute an Instruction from two possible instructions			
EXECUTERANDOMRULE Randomly execute a Rule from two possible rules			
PRINT Print text to Expert tab			

EMAIL Send text to registered email account			
STOPPROCESSING Immediately stop processing of fxRulesEngine			
RESETPROCESSING Close orders and reset profit and loss targets			
SETFLAGON Set the a flag on (usually checked by a Rule qualifiers FLAGON or FLAGOFF)			
SETFLAGOFF Set the a flag off (usually checked by a Rule qualifiers FLAGON or FLAGOFF)			

OTHERS

Email Support Sending email messages when orders created or modified			
--	---	---	---