

CHATOYANCE TRADING GROUP PROPOSAL FOR SERVICES

For Independent Investors

OVERVIEW

Chatoyance Trading Group is pleased to submit this proposal for services to support the client in achieving its goals for managed investments, providing a high return to risk ratio with safety and control of funds

The Objective

- Provide safe consistent returns under a regulated environment
- Provide a safe environment where the investment manager does not have access to withdraw nor use the client's investment other than making investments in the client's behalf through an LPOA (Limited Power Of Attorney) through the broker without direct access to the funds
- Provide an excellent return coupled with a sensible and low risk to those returns

The Broker

Chatoyance Trading Group uses Tallinex which focuses on risk mitigation, leading us to develop proprietary trading technologies. All Tallinex trades are transmitted swiftly and reliably to the world's largest banks through a PrimeXM FX bridge to Integral's FX Grid system, which is optimized for Forex trading. The clients can therefore benefit from better ECN/STP technology and confidently trade the Forex markets through Tallinex.

Execution Strategy

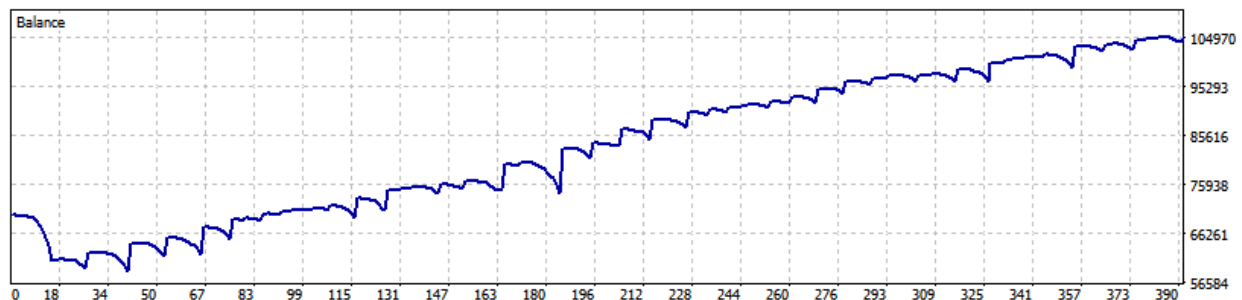
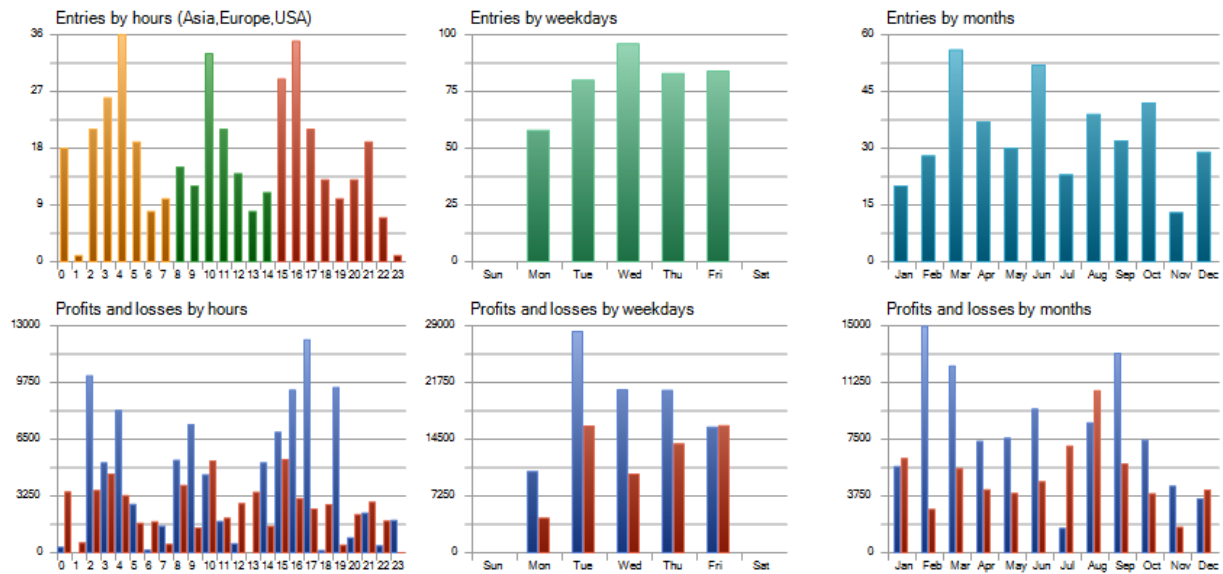
Our execution strategy incorporates proven methodologies, extremely qualified personnel, and a highly responsive approach to managing deliverables.

Chatoyance Trading Group uses a high performance proprietary developed algorithm to analyze the Forex markets and then performs trade executions using a proprietary strategy together with a self-developed risk management approach which holistically provides consistent and reliable performance in the markets

Performance

ON AUDUSD

Past performance from the past 1year (For most relevance) (2015.July.13 - 2016.July.12)



Initial deposit: \$70 000

Total Net Profit: 35 456.42 [The net gain after 1 year]

Balance Drawdown Maximal: \$11 088.77 (15.84%) [The max loss]

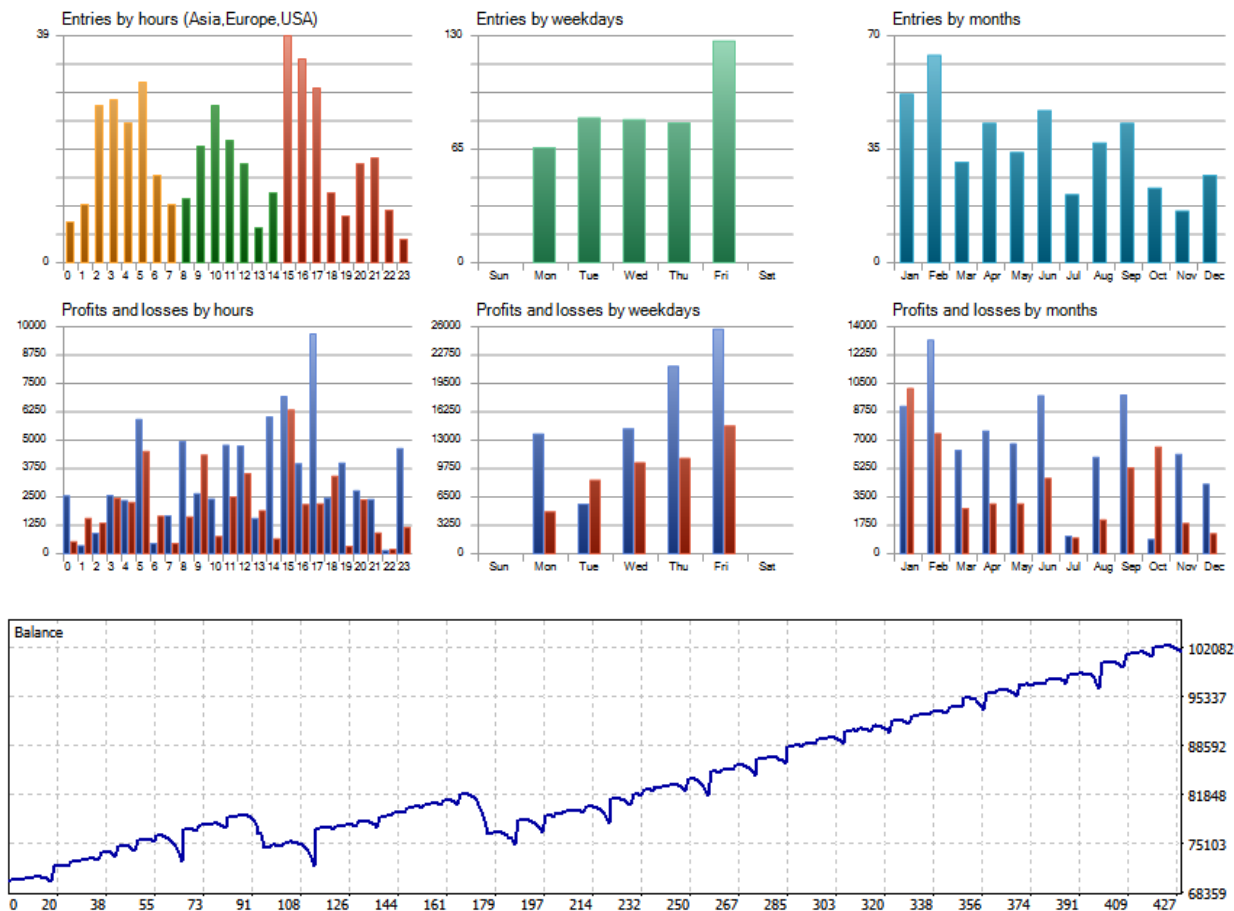
Recovery Factor: 2.83 [The return to the risk]

Z-Score: 3.69 (99.74%) [The reliability of the strategy, probability that this is not due to luck]

Period: (2015.July.13 - 2016.July.12)

ON USDJPY

Past performance from the past 1 year (For most relevance) **(2015.July.11 - 2016.July.11)**



Initial deposit: \$70 000

Total Net Profit: 31 640 [The net gain after 1 year]

Balance Drawdown Maximal: 7 110.79 (8.99%) [The max loss]

Recovery Factor: 4.11 [The return to the risk]

Z-Score: 3.69 (99.74%) [The reliability of the strategy, probability that this is not due to random luck]

Period: (2015.July.11 - 2016.July.11)

PRICING MODEL

The minimum investment is USD 500

- **There is no management fee, 0% fee**
 - A management fee is a traditional charge by money managers on a percentage on the total amount of AUM (assets under management) regardless of performance.
- The performance fee is 50%
 - A performance fee is a commission on the profits generated by the money manager on behalf of the clients, if there is no profit, there is no charge.

HOW TO INVEST

If you would like to open an account with us through Tallinex, please visit this link and open an account through it. It is a special link that is connected to our money management service in Tallinex:
<http://www.tallinex.com/open-pro-managed-account?i=157891&s=157891>

All our clients', deposits, withdrawals and commissions are done by a PAMM system in Tallinex, Chatoyance does not have direct access to your investment. All client's funds are pooled into a single superfund via PAMM

Please check that the account type is Pro-Managed
The money manager reference is 157891

WITHDRAWAL OF FUNDS AND PROFITS

The client may choose to withdraw his funds and profits from Chatoyance Trading Group at any time period through Tallinex

This provides the client with full liquidity and control of the client's resources as Chatoyance Trading Group only has rights to make trades on behalf of the client.

Withdrawals are subjected to the broker's limitations and conditions such as during working days, holidays and subjected to withdrawal fees.

CONCLUSION

We look forward to working with you

If you have questions on this proposal, feel free to contact Nasrudin Salim at your convenience by email at NasrudinSalim@Chatoyance.org. We will be in touch with you next week to arrange a follow-up conversation on the proposal.

Thank you for your consideration

Nasrudin Salim
President, Chatoyance Trading Group LLC

DISCLAIMER

www.Chatoyance.org is copyrighted by Chatoyance Trading Group LLC. Website content of the www.Chatoyance.org and portfolio of websites is for informational and educational purposes only. Communications contained herein shall not constitute offers to solicit, sell, offer or purchase securities, futures, options, currencies (spot or otherwise) or any other instruments of a financial nature. Not suitable for all investors.

Trade involves risk, and may result in financial loss. Under no circumstances does Chatoyance Trading Group LLC.. guarantee results of any kind, beneficial, detrimental or otherwise. Recommendations and/or issues are neither endorsed nor guaranteed by Chatoyance Trading Group LLC.. Furthermore, Chatoyance Trading Group LLC.. is not liable for any damages either directly or indirectly arising out of chatoyance.org service. This includes, but is not limited to, loss of business, trading loss, anticipatory profits, or consequential damages resulting from the use or misuse of this product. While reasonable efforts have been made to ensure the accuracy of the educational materials, Chatoyance Trading Group LLC.. does not assume any liability resulting from errors or omissions contained therein. It should not be assumed that the methods, techniques, or indicators presented in chatoyance.org will be profitable or that they will not result in losses. Chatoyance Trading Group LLC. reserves all rights worldwide.

All content displayed is strictly of informational and educational nature, and is not suggested or intended to replace skilled research, advice or guidance from licensed investors or otherwise. Not responsible for broker errors. This is not investment advice. Content reserved for informative purposes only. This is not an offer to buy or sell stock. Any investment questions should be directed to qualified, licensed, professional financial experts from both private and governmental sources. Government-Mandated Risk Disclosure Disclaimer: U.S. Government Required Disclaimer – Commodity Futures Trading Commission.

Equity/Stock and Options, Forex and Futures trading involves potential for both major and minor rewards and/or risks. Those willing to accept these risks agree to accept any and all related risks and/or benefits. If the loss is unaffordable, do not use your money for trade. Profit is never assured for any account; contents of this website do not imply or represent otherwise. Any trading system's performance history, methodology or data analysis does not indicate results of any kind, either pending or previously.

All performance results, hypothetical and/or otherwise are speculative, limited and unrelated to those from other accounts or individuals. Profits and losses are inherently unique, and should never be expected to meet or match those of any other account. Differences should be expected. Results achieved by other programs and/or accounts are neither implied nor guaranteed. Hypothetical trading does not account for financial risk impact, accountability and penalties. Hypothetical performance results are not implied, and should not be expected to occur. Any and all adverse results and effects should be considered. Success is neither implied nor guaranteed.

Chatoyance Trading Group LLC..is not a registered investment adviser. We do not and will not provide personalized investment advice. We publish opinionated information about companies that we believe our subscribers may be interested in.

This site contains "forward looking statements," inside the definition of Section 27A of the Securities Act of 1933 and Section 21B of the Securities Exchange Act of 1934. Statements that express or involve discussions with respect to predictions, goals, expectations, beliefs, plans, projections, objectives, assumptions or future events or performance are not statements of historical fact, and may be "forward looking statements." Such statements are based on projections, estimates and expectations at the time the statements are made, and may involve risks which could cause actual results to differ than those anticipated.

Chatoyance Trading Group LLC..and its officers, directors, partners, affiliates, contributors, consultants or employees may hold positions in securities mentioned on the website. We will not initiate a position in any stock recommended for one (1) business day before our original recommendations, and one (1) day following subsequent recommendations.

CFTC RULE 4.41 – HYPOTHETICAL OR SIMULATED PERFORMANCE RESULTS HAVE CERTAIN LIMITATIONS. UNLIKE AN ACTUAL PERFORMANCE RECORD, SIMULATED RESULTS DO NOT REPRESENT ACTUAL TRADING. ALSO, SINCE THE TRADES HAVE NOT BEEN EXECUTED, THE RESULTS MAY HAVE UNDER-OR-OVER COMPENSATED FOR THE IMPACT, IF ANY, OF CERTAIN MARKET FACTORS, SUCH AS LACK OF LIQUIDITY. SIMULATED TRADING PROGRAMS IN GENERAL ARE ALSO SUBJECT TO THE FACT THAT THEY ARE DESIGNED WITH THE BENEFIT OF HINDSIGHT. NO REPRESENTATION IS BEING MADE THAT ANY ACCOUNT WILL OR IS LIKELY TO ACHIEVE PROFIT OR LOSSES SIMILAR TO THOSE SHOWN.

GOVERNMENT REGULATIONS REQUIRE DISCLOSURE OF THE FACT THAT WHILE THESE METHODS MAY HAVE WORKED IN THE PAST, PAST RESULTS ARE NOT NECESSARILY INDICATIVE OF FUTURE RESULTS. WHILE THERE IS A POTENTIAL FOR PROFITS THERE IS ALSO A RISK OF LOSS. A LOSS INCURRED IN CONNECTION WITH TRADING STOCK AND/OR OPTIONS CAN BE SIGNIFICANT. YOU SHOULD THEREFORE CAREFULLY CONSIDER WHETHER SUCH TRADING IS SUITABLE FOR YOU IN LIGHT OF YOUR FINANCIAL CONDITION SINCE ALL SPECULATIVE TRADING IS INHERENTLY RISKY AND SHOULD ONLY BE UNDERTAKEN BY INDIVIDUALS WITH ADEQUATE RISK CAPITAL.

CHATOYANCE.ORG IS COPYRIGHTED BY CHATOYANCE TRADING GROUP LLC. ANY ADVISORY, SIGNAL, AND/OR ANALYSIS GENERATED BY THE WEALTH RESERVE IS PROVIDED FOR EDUCATIONAL PURPOSES ONLY. ANY TRADES PLACED UPON RELIANCE ON THE QUANTUM HEDGE FUND ARE TAKEN AT YOUR OWN RISK FOR YOUR OWN ACCOUNT. PAST PERFORMANCE IS NO GUARANTEE OF FUTURE RESULTS. WHILE THERE IS GREAT POTENTIAL FOR REWARD TRADING STOCKS AND/OR OPTIONS, THERE IS ALSO SUBSTANTIAL RISK OF LOSS IN ALL TRADING. YOU MUST DECIDE YOUR OWN SUITABILITY TO TRADE OR NOT. FUTURE RESULTS CAN NEVER BE GUARANTEED. THIS IS NOT AN OFFER TO BUY OR SELL STOCKS AND/OR OPTIONS.

CHATOYANCE TRADING GROUP LLC. IS ALSO NOT A REGISTERED INVESTMENT ADVISER. WE WILL NOT AND DO NOT PROVIDE ANY PERSONALIZED INVESTMENT OR FINANCIAL ADVICE. QUANTUM HEDGE FUND LLC. PUBLISHES OPINIONATED INFORMATION ABOUT FINANCES AND TRADING THAT CHATOYANCE TRADING GROUP LLC.. BELIEVES ITS SUBSCRIBERS MAY BE INTERESTED IN.

Testimonial Disclaimer: Important Notice: testimonials on this website are not representative of other purchasers and are no guarantee of future performance or success. The testimonials on this website provide the perspectives of individuals who were successful and/or enthusiastic about their experience at the time they gave their testimonials. To the extent they refer to trading results, the testimonials have limited applicability to what purchasers may generally expect to achieve, and the performance experienced by the persons giving testimonials is not what purchasers should expect to experience. Testimonials are believed to be true based on the representations of the persons providing the testimonials but facts stated in testimonials have not been independently audited or verified. Nor has there been any attempt to determine the experiences of the persons giving the testimonials after the testimonials were given. In some instances, a stock photo has been used to depict actual person giving testimonial

APPENDIX

Chatoyance Trading Performance Report
USDJPY

Symbol: **USDJPY**
Period: **(2015.07.11 - 2016.07.11)**
Currency: **USD**
Initial Deposit: **70 000.00**
Leverage: **1:200**

Results

Total Net Profit:	31 640.07	19.24	305.79
Gross Profit:	80 906.84	7 110.79 (8.99%)	7 706.34 (9.39%)
Gross Loss:	-49 266.77	8.99% (7 110.79)	9.54% (7 585.41)
Profit Factor:	1.64	Margin Level:	3474.57%
Recovery Factor:	4.11	Z-Score:	3.69 (99.74%)
AHPR:	1.0009 (0.09%)		
GHPR:	1.0009 (0.09%)		
Total Trades:	438	Long Trades (won %):	210 (23.33%)
Total Deals:	876	Profit Trades (% of total):	313 (71.46%)
		Largest profit trade:	-1 883.85
		Average profit trade:	-157.40
		Maximum consecutive wins (\$):	12 (-4 465.57)
		Maximal consecutive profit (count):	-5 634.85 (11)
		Average consecutive wins:	1
		Average consecutive losses:	4

Chatoyance Trading Performance Report

AUDUSD

Symbol: **AUDUSD**
Period: **(2015.07.13 - 2016.07.12)**
Currency: **USD**
Initial Deposit: **70 000.00**
Leverage: **1:200**

Results			
Total Net Profit:	35 456.42	Balance Drawdown Absolute:	11 088.77
Gross Profit:	96 304.25	Balance Drawdown Maximal:	11 088.77 (15.84%)
Gross Loss:	-60 847.83	Balance Drawdown Relative:	15.84% (11 088.77)
Profit Factor:	1.58	Expected Payoff:	88.42
Recovery Factor:	2.83	Sharpe Ratio:	0.08
AHPR:	1.0011 (0.11%)	LR Correlation:	0.99
GHPR:	1.0010 (0.10%)	LR Standard Error:	2 372.26
Total Trades:	401	Short Trades (won %):	199 (19.10%)
Total Deals:	802	Profit Trades (% of total):	105 (26.18%)
		Largest profit trade:	8 864.56
		Average profit trade:	917.18
		Maximum consecutive wins (\$):	3 (5 360.92)
		Maximal consecutive profit (count):	8 864.56 (1)
		Average consecutive wins:	1
		Long Trades (won %):	202 (33.17%)
		Loss Trades (% of total):	296 (73.82%)
		Largest loss trade:	-2 872.52
		Average loss trade:	-205.57
		Maximum consecutive losses (\$):	11 (-3 643.49)
		Maximal consecutive loss (count):	-8 796.09 (10)
		Average consecutive losses:	3