

FxclInvesting.com

ANALYSIS SERVICE

26.12.2015












































Director of FxclInvesting

January Price Action

Mayor pairs only

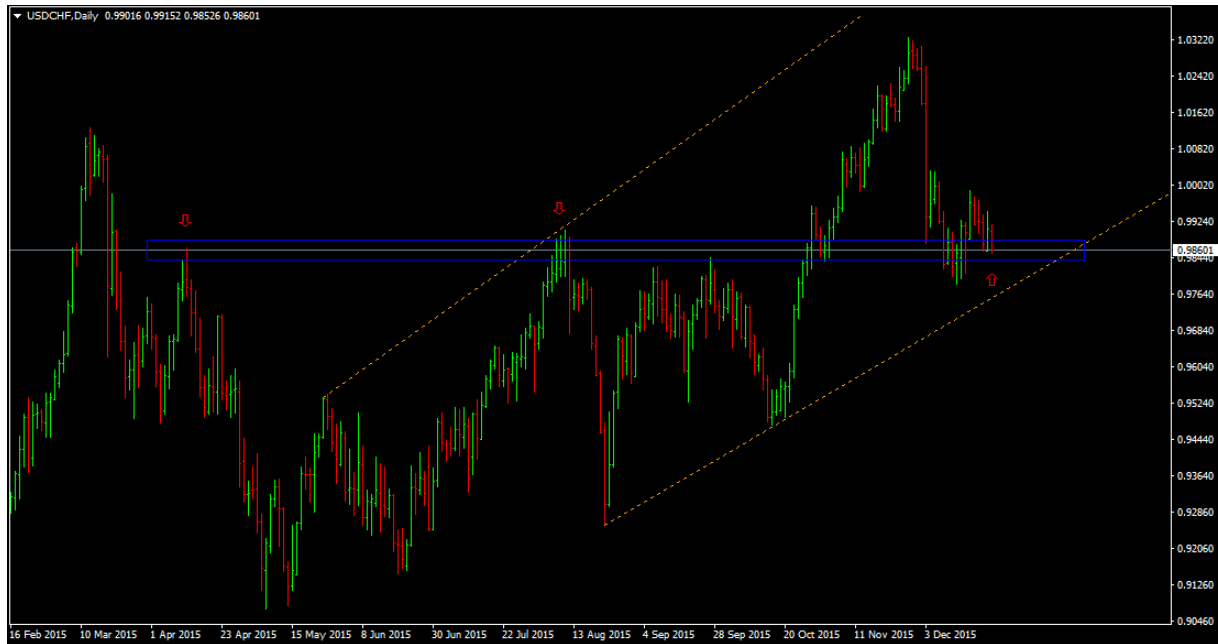
ECONOMIC CALENDAR

28.12.2015-1.1.2016

MONDAY, DEC 28						
00:50		JPY	Retail Trade (YoY) (Nov)		1.8%	◀
00:50		JPY	Retail Trade s.a (MoM) (Nov)		1.1%	◀
00:50		JPY	Large Retailer's Sales (Nov)		2.9%	◀
16:30		USD	Dallas Fed Manufacturing Business Index (Dec)		-4.9	◀
TUESDAY, DEC 29						
15:00		USD	S&P/Case-Shiller Home Price Indices (YoY) (Oct)		5.4%	5.5% ◀
16:00		USD	Consumer Confidence (Dec)		92.9	90.4 ◀
WEDNESDAY, DEC 30						
08:00		CHF	UBS Consumption Indicator (Nov)		1.6	◀
16:00		USD	Pending Home Sales (MoM) (Nov)		0.5%	0.2% ◀
16:00		USD	Pending Home Sales (YoY) (Nov)		3.9%	◀
THURSDAY, DEC 31						
13:30		EUR	ECB Monetary Policy Meeting Accounts 			◀
14:30		USD	Initial Jobless Claims (Dec 25)		267K	◀
14:30		USD	Continuing Jobless Claims (Dec 18)		2.195M	◀
15:45		USD	Chicago Purchasing Managers' Index (Dec)		48.7	◀
FRIDAY, JAN 01						
02:00		CNY	Non-manufacturing PMI (Dec)		53.6	◀
02:00		CNY	NBS Manufacturing PMI (Dec)		49.6	◀
14:30		USD	Personal Spending (Dec)		0.3%	◀
14:30		USD	Core Personal Consumption Expenditure - Price Index (YoY) (Dec)		1.3%	◀
14:30		USD	Personal Consumption Expenditures - Price Index (YoY) (Dec)		0.4%	◀
14:30		USD	Core Personal Consumption Expenditure - Price Index (MoM) (Dec)		0.1%	◀
14:30		USD	Personal Consumption Expenditures - Price Index (MoM) (Dec)		0%	◀
14:30		USD	Personal Income (MoM) (Dec)		0.3%	◀

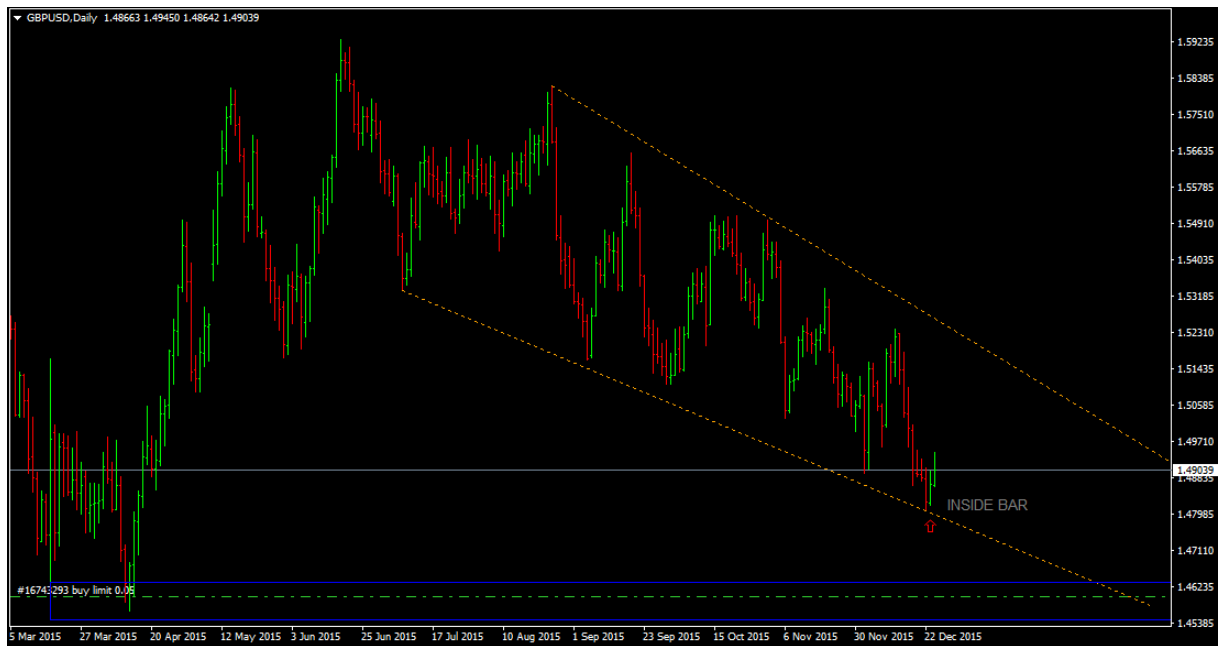
USDCHF

DAILY CHART



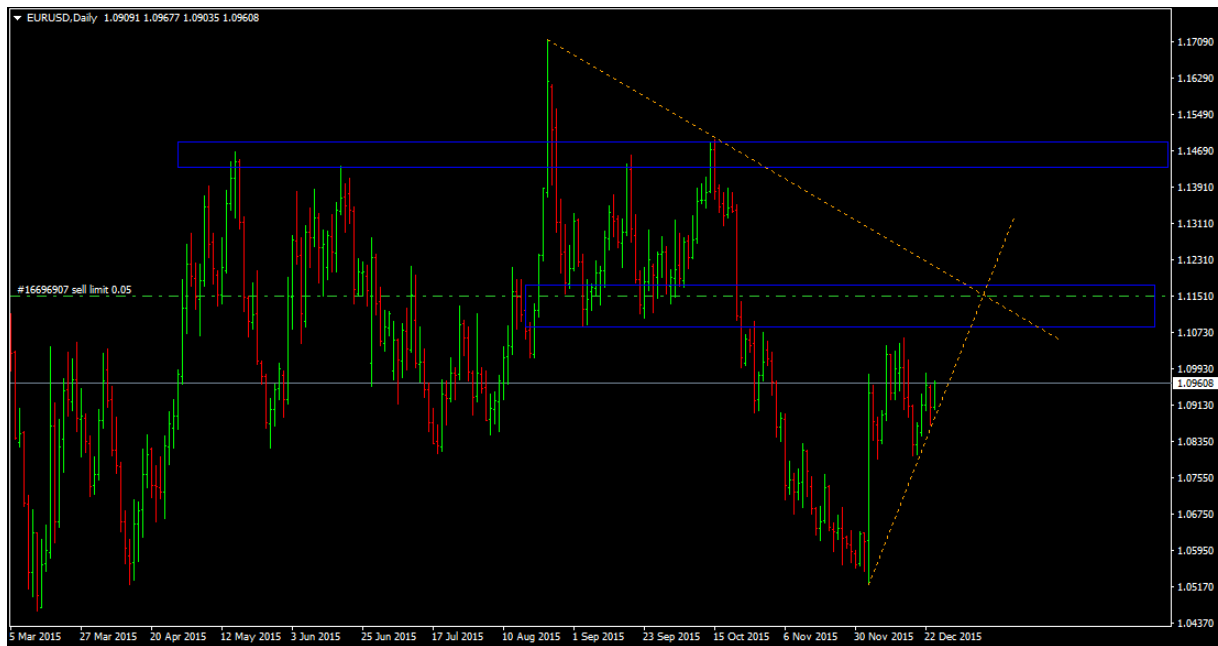
GBPUSD

DAILY CHART



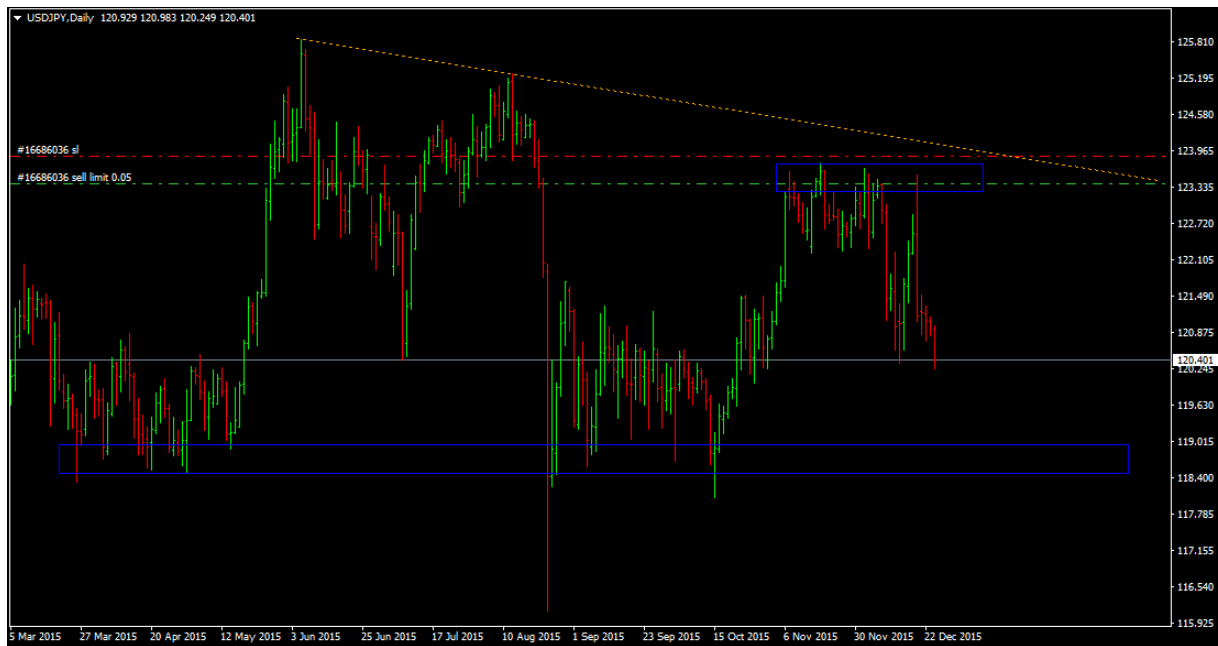
EURUSD

DAILY CHART



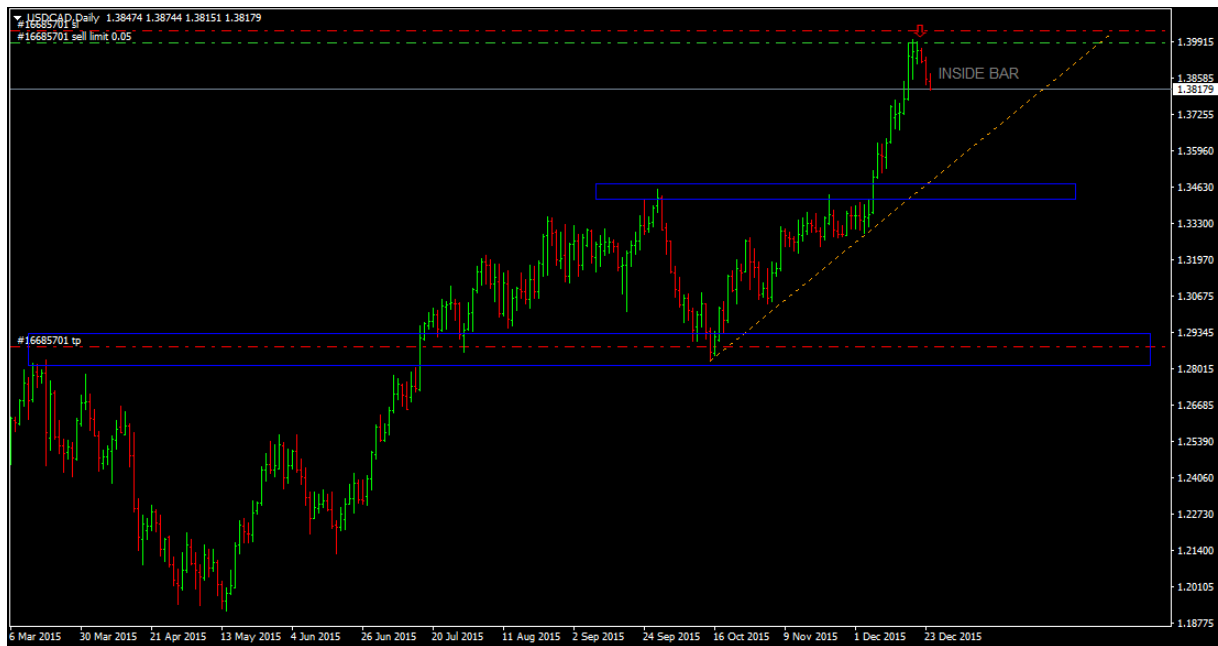
USDJPY

DAILY CHART



USDCAD

DAILY CHART



AUDUSD

DAILY CHART

