

Daily Summary

17-Nov-2013 (Sunday)

Last Updated: 01:25PM (GMT+0800)



Table 1: Fundamental Strength Differentials Table (Ascending Order)

BASE	Strength
NZD	62.50
USD	59.69
JPY	57.81
GBP	56.25
CAD	48.53
AUD	39.42
EUR	35.00

Auto-Generated Suggestions 1:
 Auto-Generated Suggestions 2:
 Auto-Generated Suggestions 3:
 Auto-Generated Suggestions 4:

Recommended		
Pair	Price	
Short EUR/NZD at	1.6220	Triggering
Short AUD/NZD at	1.1330	
Short EUR/USD at	1.3500	Triggered
Short AUD/USD at	0.9450	

* Due to nature of reporting time lapse, Real-Time Price Suggestion can be found at the below URL:
<http://www.forexfactory.com/kokhaiang>
 - Suggestion Pairs, Charts are auto-generated; Price levels & Comments are manually inputted.

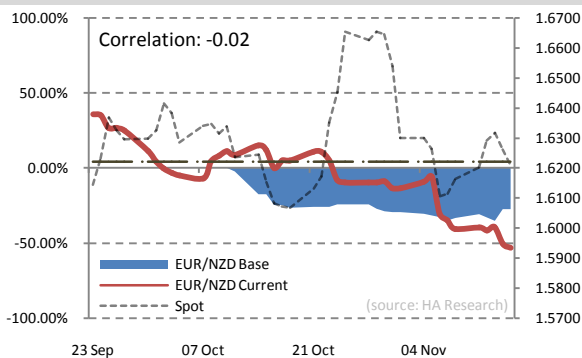
Table 2: Current (Short-term) Strength Differential Table (Ascending Order)

Current	Strength
AUD	54.42%
JPY	48.72%
GBP	41.94%
NZD	41.33%
USD	29.95%
CAD	18.92%
EUR	-11.90%

AUSTRALIAN DOLLAR (A\$) NEUTRAL to BULLISH (UPSIDE TO BE CAPPED)
 JAPANESE YEN (¥) STABLE, DOMESTIC RECOVERY EVIDENT.
 BRITISH POUND (£) BROADLY BULLISH, RECENT MOMENTUM BEARISH.
 NEW ZEALAND DOLLAR (NZ\$) STRONG (RATE HIKE IMMINENT)
 US DOLLAR (\$) FUNDAMENTAL IN STRONG RECOVERY, BUT RECENT DATA STALE.
 CANADIAN DOLLAR (C\$) IN GRADUAL RECOVERY, UPSIDE TO BE LIMITED.
 EURO(€): FUNDAMENTALLY STILL WEAK, BEARISH.

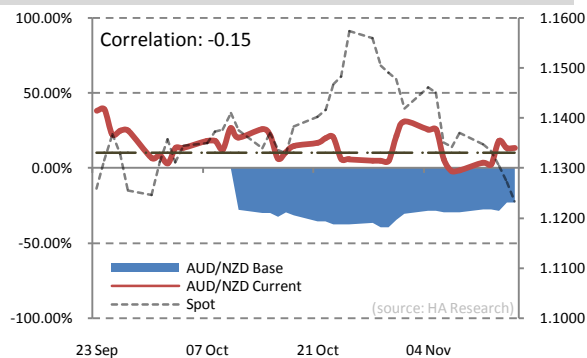
Subscription Link (Powered by MailChimp): <http://eepurl.com/lzGQ1>

Figure 1: Auto Generated Suggestion 1 Differentials Chart.



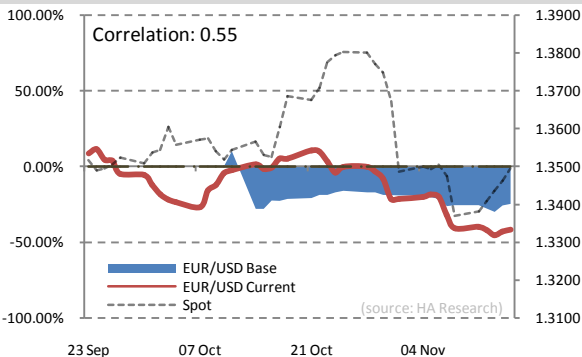
Comments: (22Oct) decoupling from fundamentals due to NFP < expectation, causing risk sentiments increased on QE3 holding speculations. Market returned to fundamental on ECB rate cut.

Figure 2: Auto Generated Suggestion 2 Differentials Chart.



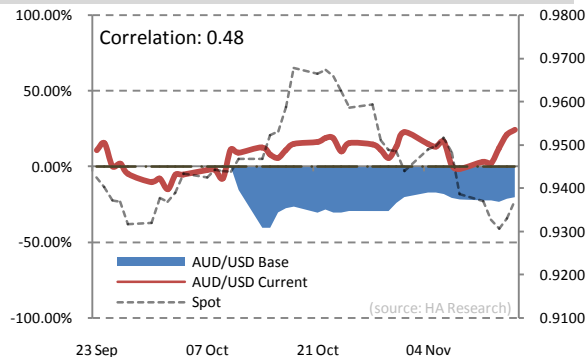
Comments: (22 Oct) Similar decoupling due to risk sentiments increased thanks to NFP < expectation. AUD recent fundamentals improved. * **Not recommend for immediate short execution.** *

Figure 3: Auto Generated Suggestion 3 Differentials Chart.



Comments: 22 Oct Decoupling not present as data set involved USD itself. Trend remains intact with bearish bias EURUSD.

Figure 4: Auto Generated Suggestion 4 Differentials Chart.



Comments: This indicates AUDUSD current momentum is bullish, despite fundamental of AUD weaker to US. **Not recommended to short near-term.**

Correlation derived from data set between SPOT price & Current fundamental momentum.

All data figures, charts and graphics in this report auto-generated, commendatory are however manual. Results are not guaranteed.

For disclaimer & more information on the calculation methodology, please refer to the back cover of this document.